

*John Eastwood*

# OXFORD GUIDE TO ENGLISH GRAMMAR



[Ketabton.com](http://Ketabton.com)

Oxford University Press  
Walton Street, Oxford OX2 6DP

Oxford New York  
Auckland Bangkok Buenos Aires Cape Town  
Chennai Dar es Salaam Delhi Hong Kong Istanbul  
Karachi Kolkata Kuala Lumpur Madrid Melbourne  
Mexico City Mumbai Nairobi São Paulo Shanghai  
Singapore Taipei Tokyo Toronto

with an associated company in Berlin

OXFORD and OXFORD ENGLISH  
are trade marks of Oxford University Press

ISBN 0 19 431351 4 (paperback)

ISBN 0 19 431334 4 (hardback)

© Oxford University Press 1994

First published 1994  
Seventh impression 2002

**No unauthorized photocopying**

All rights reserved. No part of this publication may be reproduced, stored in a retrieval system, or transmitted, in any form or by any means, electronic, mechanical, photocopying, recording, or otherwise, without the prior written permission of Oxford University Press.

This book is sold subject to the condition that it shall not, by way of trade or otherwise, be lent, resold, hired out, or otherwise circulated without the publisher's prior consent in any form of binding or cover other than that in which it is published and without a similar condition including this condition being imposed on the subsequent purchaser.

Illustrated by Heather Clarke

Typeset in Utopia by  
Tradespools Ltd, Frome, Somerset  
Printed in Hong Kong

# Contents

Introduction	VII
Acknowledgements	VIII
Key to symbols	IX
<b>Sentence and text</b>	
1 English grammar	1
2 The simple sentence	6
3 Statements, questions, imperatives and exclamations	15
4 Questions and answers	25
5 Leaving out and replacing words	42
6 Information and emphasis	52
7 Spoken English and written English	64
<b>Verb forms</b>	
8 The verb phrase	75
9 Verb tenses and aspects	82
10 The future	95
11 <i>Be, have</i> and <i>do</i>	104
12 Modal verbs	113
13 The passive	130
<b>Infinitive, gerund and participles</b>	
14 The infinitive	144
15 The gerund	159
16	Participles 167
<b>The noun phrase</b>	
17 Nouns and noun phrases	175
18 Agreement	191
19 The articles: <i>a/an</i> and <i>the</i>	198
20 Possessives and demonstratives	213
21 Quantifiers	219
22 Pronouns	233
23 Numbers and measurements	245
<b>Adjectives, adverbs and prepositions</b>	
24 Adjectives	251
25 Adverbials	260
26 Comparison	278
27 Prepositions	286
28 Phrasal verbs and patterns with prepositions	302
<b>Main clauses and sub clauses</b>	
29 Sentences with more than one clause	317
30 <i>And, or, but, so</i> etc	323

31	Adverbial clauses	327
32	Conditional clauses	333
33	Noun clauses	341
34	Direct and indirect speech	346
35	Relative clauses	356
	Word forms	
36	Word-building	367
37	Word endings: pronunciation and spelling	376
38	Irregular noun plurals	380
39	Irregular verb forms	382
	Appendix	
40	American English	389
	Glossary	397
	Index	404

# Introduction

The *Oxford Guide to English Grammar* is a systematic account of grammatical forms and the way they are used in standard British English today. The emphasis is on meanings and how they govern the choice of grammatical pattern.

The book is thorough in its coverage but pays most attention to points that are of importance to intermediate and advanced learners of English, and to their teachers. It will be found equally suitable for quick reference to details and for the more leisureed study of broad grammar topics.

A useful feature of the book is the inclusion of example texts and conversations, many of them authentic, to show how grammar is used in connected writing and in speech.

Language changes all the time. Even though grammar changes more slowly than vocabulary, it is not a set of unalterable rules. There are sometimes disagreements about what is correct English and what is incorrect. 'Incorrect' grammar is often used in informal speech. Does that make it acceptable? Where there is a difference between common usage and opinions about correctness, I have pointed this out. This information is important for learners. In some situations it may be safer for them to use the form which is traditionally seen as correct. The use of a correct form in an unsuitable context, however, can interfere with understanding just as much as a mistake. To help learners to use language which is appropriate for a given occasion, I have frequently marked usages as formal, informal, literary and so on.

## How to use this book

Any user of a reference book of this kind will rely on a full and efficient index, as is provided in the *Oxford Guide* (pages 404 to 446). In addition, there is a summary at the beginning of each chapter which gives a bird's eye view, with examples, of the grammar covered in the chapter as a whole and gives references to the individual sections which follow.

## Acknowledgements

The author and publisher would like to thank all the teachers in the United Kingdom and Italy who discussed this book in the early stages of its development. We are also grateful to John Algeo, Sharon Hilles and Thomas Lavelle for their contributions to the chapter on American English and to Rod Bolitho, Sheila Eastwood and Henry Widdowson for their help and advice.

In addition, we would like to thank the following, who have kindly given their permission for the use of copyright material: Bridgwater Mercury; Cambridge University Press; Consumers' Association, London, UK; Fodor; Ladybird Books; The Mail on Sunday; Nicholson; Octopus Books; Rogers, Coleridge and White; Mary Underwood and Pauline Barr.

There are instances where we have been unable to trace or contact copyright holders before our printing deadline. If notified, the publisher will be pleased to acknowledge the use of copyright material.

## Key to symbols

### Phonetic symbols

i:	tea	ɜ:	bird	p	put	f	first	h	house
ɪ	sit	ə	away	b	best	v	van	m	must
e	ten	eɪ	pay	t	tell	θ	three	n	next
æ	had	əʊ	so	d	day	ð	this	ŋ	song
ɑ:	car	aɪ	cry	k	cat	s	sell	l	love
ɒ	dog	aʊ	now	g	good	z	zoo	r	rest
ɔ:	ball	ɔɪ	boy	tʃ	cheese	ʃ	ship	j	you
ʊ	book	ɪə	dear	dʒ	just	ʒ	pleasure	w	will
u:	fool	eə	chair						
ʌ	cup	ʊə	sure						

(r) four      linking r, pronounced before a vowel but (in British English) not pronounced before a consonant  
*four apples*      /fɔːr 'æplz/  
*four bananas*      /fɔː bə'nɑːnəz/

' = stress follows, e.g. *about* /ə'baʊt/

↘ = falling intonation      ↗ = rising intonation

### Other symbols

The symbol / (oblique stroke) between two words or phrases means that either is possible. *I will be/shall be at home tomorrow* means that two sentences are possible: *I will be at home tomorrow* and *I shall be at home tomorrow*.

We also use an oblique stroke around phonetic symbols, e.g. *tea* /ti:/.

Brackets ( ) around a word or phrase in an example mean that it can be left out. *I've been here (for) ten minutes* means that two sentences are possible: *I've been here for ten minutes* and *I've been here ten minutes*.

The symbol → means that two things are related. *Discuss* → *discussion* means that there is a relationship between the verb *discuss* and the noun *discussion*.

The symbol ~ means that there is a change of speaker.

The symbol ▷ is a reference to another section and/or part of a section where there is more information. For example, ▷ (2) means part 2 of the same section; ▷ 65 means section 65; and ▷ 229(3) means part 3 of section 229.

# 1

## English grammar

### 1 Summary

#### **Grammatical units • 2**

The grammatical units of English are these: word, phrase, clause and sentence.

#### **Word classes • 3**

The main word classes are these: verb, noun, adjective, adverb, preposition, determiner, pronoun and conjunction.

#### **Phrases • 4**

There are these kinds of phrase: verb phrase, noun phrase, adjective phrase, adverb phrase and prepositional phrase.

#### **Sentence elements • 5**

The sentence elements are these: subject, verb, object, complement and adverbial.

#### **English compared with other languages • 6**

English words do not have a lot of different endings for number and gender.

Word order is very important in English.

The verb phrase can have a complex structure.

There are many idioms with prepositions.

### 2 Grammatical units

#### A FLIGHT ANNOUNCEMENT

*'Good evening, ladies and gentlemen. On behalf of British Island Airways, Captain Massey and his crew welcome you on board the Start Herald Flight to Southampton. Our flight time will be approximately forty-five minutes, and we shall be climbing to an altitude of eight thousand feet and cruising at a speed of two hundred and fifty miles per hour.'*

(from M. Underwood and P. Barr *Listeners*)

The grammatical units of English are words, phrases, clauses and sentences.

#### 1 Words

The words in the announcement are *good, evening, ladies, and, gentlemen, on* etc.

NOTE For word-building, e.g. *air* + *ways* = *airways*, • 282.



## 2 Phrases and clauses

We use phrases to build a clause. Here is an example.

Subject (noun phrase)	Verb (verb phrase)	Complement (noun phrase)
<i>Our flight time</i>	<i>will be</i>	<i>approximately forty-five minutes.</i>

Here the noun phrase *our flight time* is the subject of the clause. A clause has a subject and a verb. There can be other phrases, too. In this next example we use a prepositional phrase as an adverbial.

Adverbial (prepositional phrase)	Subject (noun phrase)	Verb (verb phrase)	Object (noun phrase)	Object (noun phrase)
<i>On behalf of the airline</i>	<i>we</i>	<i>wish</i>	<i>you</i>	<i>a pleasant flight.</i>

For more about the different kinds of phrases, • 4.

For subject, object, complement and adverbial, • 5.

For finite and non-finite clauses, • 239 (3).

## 3 Sentences

A sentence can be a single clause.

*On behalf of British Island Airways, Captain Massey and his crew welcome you on board the Start Herald flight to Southampton.*

A written sentence begins with a capital letter (*On*) and ends with a mark such as a full stop.

We can also combine two or more clauses in one sentence. For example, we can use *and* to link the clauses.

*Our flight time will be approximately forty-five minutes, **and** we shall be climbing to an altitude of eight thousand feet **and** cruising at a speed of two hundred and fifty miles an hour.*

For details about sentences with more than one clause, • 238.

## 3 Word classes

- 1 There are different classes of word, sometimes called 'parts of speech'. The word *come* is a verb, *letter* is a noun and *great* is an adjective.

### NOTE

Some words belong to more than one word class. For example, *test* can be a noun or a verb.

*He passed the **test**.* (noun)

*He had to **test** the machine.* (verb)

- 2 There are eight main word classes in English.

Verb:	<i>climb, eat, welcome, be</i>
Noun:	<i>aircraft, country, lady, hour</i>
Adjective:	<i>good, British, cold, quick</i>
Adverb:	<i>quickly, always, approximately</i>
Preposition:	<i>to, of, at, on</i>
Determiner:	<i>the, his, some, forty-five</i>
Pronoun:	<i>we, you, them, myself</i>
Conjunction:	<i>and, but, so</i>

NOTE There is also a small class of words called 'interjections'. They include *oh, ah* and *mhm*.

- 3 Verbs, nouns, adjectives and adverbs are 'vocabulary words'. Learning vocabulary means learning verbs, nouns, adjectives and adverbs.

Prepositions, determiners, pronouns and conjunctions belong to much smaller classes. These words are sometimes called 'grammatical words'.

- 4 Most word classes can be divided into sub-classes. For example:

Verb	Ordinary verb: <i>go, like, think, apply</i> Auxiliary verb: <i>is, had, can, must</i>
Adverb	Adverb of manner: <i>suddenly, quickly</i> Adverb of frequency: <i>always, often</i> Adverb of place: <i>there, nearby</i> Linking adverb: <i>too, also</i> etc
Determiner	Article: <i>a, the</i> Possessive: <i>my, his</i> Demonstrative: <i>this, that</i> Quantifier: <i>all, three</i>

## 4 Phrases

There are five kinds of phrase.

- Verb phrase: *come, had thought, was left, will be climbing*  
A verb phrase has an ordinary verb (*come, thought, left, climbing*) and may also have an auxiliary (*had, was, will*).
- Noun phrase: *a goodflight, his crew, we*  
A noun phrase has a noun (*flight*), which usually has a determiner (*a*) and/or adjective (*good*) in front of it. A noun phrase can also be a pronoun (*we*).
- Adjective phrase: *pleasant, very late*  
An adjective phrase has an adjective, sometimes with an adverb of degree (*very*).
- Adverb phrase: *quickly, almost certainly*  
An adverb phrase has an adverb, sometimes with an adverb of degree (*almost*).
- Prepositional phrase: *after lunch, on the aircraft*  
A prepositional phrase is a preposition + noun phrase.

## 5 Sentence elements

- 1 Each phrase plays a part in the clause or sentence. Here are some examples.

Subject            Verb            Adverbial

*The flight is leaving shortly.*

Subject            Verb            Complement

*The weather is very good.  
My father was a pilot.*

Subject            Verb            Object

*I was reading a newspaper.  
Two stewards served lunch.*

Subject            Verb            Object            Adverbial

*The aircraft left London at three o'clock.  
We must book the tickets next week.*

- 2 These are the elements of an English sentence and the kinds of phrase that we can use for each element.

Subject            Noun phrase: *the flight, I, two stewards*

Verb                Verb phrase: *is, served, must book*

Object             Noun phrase: *a newspaper, lunch*

Complement      Adjective phrase: *very good*  
Noun phrase: *a pilot*

Adverbial         Adverb phrase: *shortly*  
Prepositional phrase: *at three o'clock*  
Noun phrase: *next week*

### NOTE

a The verb is central to the sentence and we use the word 'verb' for both the sentence element - 'The verb follows the subject' - and for the word class - 'Leave is a verb.'

For more details about sentence patterns, • 7.

b The word *there* can be the subject. • 50

*There was a letter for you.*

## 6 English compared with other languages

### 1 Endings

Unlike words in some other languages, English words do not have a lot of different endings. Nouns take *s* in the plural (*miles*), but they do not have endings to show whether they are subject or object.

Verbs take a few endings such as *ed* for the past (*started*), but they do not take endings for person, except in the third person singular of the present tense (*it starts*).

Articles (e.g. *the*), Possessives (e.g. *my*) and adjectives (e.g. *good*) do not have endings for number or gender. Pronouns (e.g. *line*) have fewer forms than in many languages.

## 2 Word order

Word order is very important in English. As nouns do not have endings for subject or object, it is the word order that shows which is which.

Subject	Verb	Object	
<i>The woman</i>	<i>loved</i>	<i>the man.</i>	(She loved him.)
<i>The man</i>	<i>loved</i>	<i>the woman.</i>	(He loved her.)

The subject-verb order is fixed, and we can change it only if there is a special reason.

## 3 Verb phrases

A verb phrase can have a complex structure. There can be auxiliary verbs as well as the ordinary verb.

*I **climbed** up the ladder.*

*I **was climbing** the mountain.*

*We **shall be climbing** to an altitude of eight thousand feet.*

The use of tenses and auxiliary verbs can be difficult for speakers of other languages.

## 4 Prepositions

The use of prepositions in English can be a problem.

*We flew here **on** Friday. We left **at** two o'clock.*

Both prepositions and adverbs combine with verbs in an idiomatic way.

*They were **waiting for** the flight. The plane **took off**.*

There are many expressions involving prepositions that you need to learn as items of vocabulary.

# 2

## The simple sentence

### 7 Summary

This story contains examples of different clause patterns.

#### AN UNLUCKY THIEF

*A man walked into a hotel, saw a nice coat, put it over his arm and walked out again. Then he tried to hitch a lift out of town. While he was waiting, he put the coat on. At last a coach stopped and gave him a lift. It was carrying forty detectives on their way home from a conference on crime. One of them had recently become a detective inspector. He recognized the coat. It was his. He had left it in the hotel, and it had gone missing. The thief gave the inspector his coat. The inspector arrested him. 'It seemed a good idea at the time,' the man said. He thought himself rather unlucky.*

There are five elements that can be part of a clause. They are subject, verb, object, complement and adverbial.

#### Basic clause patterns

##### Intransitive and transitive verbs • 8

Subject	Intransitive verb
---------	-------------------

<i>A coach</i>	<i>stopped.</i>
----------------	-----------------

Subject	Transitive verb	Object
---------	-----------------	--------

<i>The detective</i>	<i>arrested</i>	<i>the thief.</i>
----------------------	-----------------	-------------------

##### Linking verbs • 9

Subject	Verb	Complement
---------	------	------------

<i>The thief</i>	<i>was</i>	<i>rather unlucky.</i>
<i>The detective</i>	<i>became</i>	<i>an inspector.</i>

Subject	Verb	Adverbial
---------	------	-----------

<i>The coat</i>	<i>was</i>	<i>over his arm.</i>
<i>The conference</i>	<i>is</i>	<i>every year.</i>

**8 Intransitive and transitive verbs****Give, send etc • 10**

Subject	Verb	Object	Object
<i>The thief</i>	<i>gave</i>	<i>the inspector</i>	<i>his coat.</i>

**Call, put etc • 11**

Subject	Verb	Object	Complement
<i>They</i>	<i>called</i>	<i>the inspector</i>	<i>sir.</i>
<i>The thief</i>	<i>thought</i>	<i>himself</i>	<i>rather unlucky.</i>

Subject	Verb	Object	Adverbial
<i>He</i>	<i>put</i>	<i>the coat</i>	<i>over his arm.</i>

All these seven clause patterns contain a subject and verb in that order. The elements that come after the verb depend on the type of verb: for example, whether it is transitive or not. Some verbs belong to more than one type. For example, *think* can come in these three patterns.

Intransitive (without an object):	<i>I'm <b>thinking</b>.</i>
Transitive (with an object):	<i>Yes, I <b>thought</b> the same.</i>
With object and complement:	<i>People will <b>think</b> me stupid.</i>

**Extra adverbials • 12**

We can always add an extra adverbial to a clause.

*A man walked into a hotel.*  
***One day** a man walked **casually** into a hotel.*

**And and or • 13**

We can join two phrases with *and* or *or*.

***The inspector and the thief** got out of the coach.*

**Phrases in apposition • 14**

We can put one noun phrase after another.

***Our neighbour Mr Bradshaw** is a policeman.*

**8 Intransitive and transitive verbs**

- 1 An intransitive verb cannot take an object, although there can be a prepositional phrase after it.

*The man **was waiting** at the side of the road.*

*Something unfortunate **happened**.*

*The man **runs** along the beach every morning.*

Intransitive verbs usually express actions (people doing things) and events (things happening).

A verb can be intransitive in one meaning and transitive in another. For example, *run* is transitive when it means 'manage'.

*He **runs** his own business.*

- 2 A transitive verb takes an object.

*The man **stole a coat**.*

*Everyone **enjoyed the conference**.*

*The driver **saw the hitch-hiker** at the side of the road.*

*The man **had no money**.*

Transitive verbs can express not only actions (*stole*) but also feelings (*enjoyed*), perception (*saw*) and possession (*had*).

After some transitive verbs we can leave out the object when it would add little or nothing to the meaning.

*The man opposite was **reading** (a book). We're going to **eat** (a meal).*

*A woman was **driving** (the coach).*

We can also leave out the object after these verbs:

***ask/answer** (a question), **draw/paint** (a picture), **enter/leave** (a room/building),*

***pass/fail** (a test/exam), **play/win/lose** (a game), **practise** (a skill), **sing** (a song),*

***speak** (afew words), **study** (a subject).*

The following verbs can also be without an object if the context is clear: *begin, choose, decide, hear, help, know, notice, see, start.*

NOTE

There must be an object after *discuss* and *deny*.

*The committee **discussed the problem**. He **denied the accusation**.*

- 3 Many verbs can be either transitive or intransitive.

Transitive

Intransitive

*The driver **stopped the coach**.*

*The coach **stopped**.*

*He **opened the door**.*

*The door **opened**.*

*I **broke a cup**.*

*The cup **broke**.*

*Someone **rang the bell**.*

*The bell **rang**.*

The two sentences can describe the same event. The transitive sentence has as its subject the agent, the person who made the event happen (*the driver*). The intransitive sentence describes the event but does not mention the agent.

Here are some common verbs that can be transitive or intransitive:

<i>alter</i>	<i>develop</i>	<i>increase</i>	<i>shine</i>	<i>tear</i>
<i>begin</i>	<i>divide</i>	<i>join</i>	<i>shut</i>	<i>turn</i>
<i>bend</i>	<i>drive</i>	<i>melt</i>	<i>slide</i>	<i>weaken</i>
<i>boil</i>	<i>dry</i>	<i>mix</i>	<i>smash</i>	<i>unite</i>
<i>break</i>	<i>end</i>	<i>move</i>	<i>soften</i>	
<i>burn</i>	<i>finish</i>	<i>open</i>	<i>sound</i>	
<i>change</i>	<i>fly</i>	<i>pour</i>	<i>spread</i>	
<i>close</i>	<i>freeze</i>	<i>ring</i>	<i>stand</i>	
<i>cook</i>	<i>hang</i>	<i>roll</i>	<i>start</i>	
<i>combine</i>	<i>harden</i>	<i>sail</i>	<i>stop</i>	
<i>continue</i>	<i>hurt</i>	<i>separate</i>	<i>strengthen</i>	
<i>crash</i>	<i>improve</i>	<i>shake</i>	<i>swing</i>	

NOTE

*Raise* is transitive, and *rise* is intransitive.

*The oil companies will **raise their prices**.*

*The price of oil will **rise**.*

For *lay* and *lie*, •11(2) Note b.

## 9 Linking verbs

### 1 Linking verb + complement

A complement is an adjective phrase or a noun phrase. A complement relates to the subject: it describes the subject or identifies it (says who or what it is). Between the subject and complement is a linking verb, e.g. *be*.

*The hotel **was quiet**.    The thief **seemed depressed**.*  
*The book **has become a best-seller**.    It's **getting dark**.*  
*A week in the Lake District **would make a nice break**.*

These are the most common verbs in this pattern.

+ adjective or noun phrase: *appear, be, become, look, prove, remain, seem, sound, stay*

+ adjective: *feel, get, go, grow, smell, taste, turn*

+ noun phrase: *make*

There are also some idiomatic expressions which are a linking verb + complement, e.g. *burn low, come good, come true, fall asleep, fall ill, fall silent, ring true, run dry, run wild, wear thin*.

We can use some linking verbs in other patterns.

Linking:            *Your garden **looks nice**.*

Intransitive:    *We **looked** at the exhibition.*

#### NOTE

a After *seem, appear, look* and *sound*, we use *to be* when the complement is a noun phrase identifying the subject.

*The woman **seemed to be** Lord Melbury's secretary.*

NOT *The woman **seemed** Lord Melbury's secretary.*

But we can leave out *to be* when the noun phrase gives other kinds of information.

*The woman **seemed** (to be) a real expert.*

For American usage, • 303(1).

b There is a special pattern where a complement occurs with an action verb, not a linking verb.

*We **arrived exhausted**.*

*He **walked away a free man**.*

*I **came home really tired** one evening.*

We use this pattern in a very small number of contexts. We can express the same meaning in two clauses: *We were exhausted when we arrived.*

### 2 Linking verb + adverbial

An adverbial can be an adverb phrase, prepositional phrase or noun phrase. An adverbial after a linking verb relates to the subject. It often expresses place or time, but it can have other meanings.

*The coat **was here**.    The conference **is every year**.*

*The drawings **lay on the table**.    I'm **on a diet**.*

*Joan Collins **lives in style**.    The parcel **went by air**.*

Linking verbs with adverbials are *be, go, lie, live, sit, stand* and *stay*.



# 10 Give, send etc

Verbs like *give* and *send* can have two objects, or they can have an object and an adverbial. There are some examples in this conversation, which takes place in a department store.

CLAIMING BACK TAX

Customer: *I've bought these sweaters, and I'm taking them home to Brazil. I understand I can claim back the tax I pay.*

Clerk: *That's right. Have you filled in a form?*

Customer: *Yes, and I've got the receipts here.*

Clerk: *Right. Now, when you go through British Customs, you **give the customs officer the form** with the receipts.*

Customer: ***I give the form to the Customs** when I leave Britain?*

Clerk: *That's right. They'll **give you one copy** back and keep one themselves.*

Customer: *Uh-huh.*

Clerk: *Now I'll **give you this envelope**. You **send the copy** back to us in the envelope.*

Customer: *I post it to you.*

Clerk: *That's right.*

Customer: *And how do I get the money?*

Clerk: *Oh, we **send you a cheque**. We'll **send it off to you** straight away.*

## 1 Two objects

When the verb has two objects, the first is the indirect object and the second is the direct object.

	Indirect object	Direct object
<i>You give</i>	<i>the customs officer</i>	<i>the form.</i>
<i>We send</i>	<i>you</i>	<i>a cheque.</i>
<i>The man bought</i>	<i>the woman</i>	<i>a diamond ring.</i>
<i>I can reserve</i>	<i>you</i>	<i>a seat.</i>

Here the indirect object refers to the person receiving something, and the direct object refers to the thing that is given.

## 2 Object + adverbial

Instead of an indirect object, we can use a prepositional phrase with *to* or *for*.

	Direct object	Prepositional phrase
<i>I give</i>	<i>the form</i>	<i>to the Customs.</i>
<i>You send</i>	<i>the copy</i>	<i>to us.</i>
<i>The man bought</i>	<i>a diamond ring</i>	<i>for the woman.</i>
<i>I can reserve</i>	<i>a seat</i>	<i>for you.</i>

The adverbial comes after the object.

### 3 Which pattern?

In a clause with *give, send* etc, there is a choice of pattern between *give the customs officer the form* and *give the form to the customs officer*. The choice depends on what information is new. The new information goes at the end of the clause.

*I'll give you **this envelope**.*

In the conversation *Claiming back tax*, *this envelope* is the point of interest, the new information, so it comes at the end.

Compare the patterns in these sentences.

*He left his children **five million pounds**.*

(The amount of money is the point of interest.)

*He left all his money to **a dog's home**.*

(Who receives the money is the point of interest.)

NOTE

a The adverbial or indirect object is often necessary to complete the meaning.

*He handed the receipt **to the customer**.*

But sometimes it is not necessary to mention the person receiving something.

*You'll have to **show your ticket** on the train.*

(It is obvious that you show it to the ticket inspector.)

***I'm writing a letter.***

(You don't want to say who you are writing to.)

b Most verbs of speech cannot take an indirect object, but we can use a phrase with *to*.

*The man said **nothing (to the police)**.*

But *tell* almost always has an indirect object. • 266

*The man told **the police** nothing.*

### 4 Pronouns after give, send etc

When there is a pronoun, it usually comes before a phrase with a noun.

*We send **you** a cheque.*

*He had lots of money, but he left **it** to a dog's home.*

When there are two pronouns after the verb, we normally use *to or for*.

*We'll send it **off to** you straight away.*

*I've got a ticket **for** Wimbledon. Norman bought it **for** me.*

### 5 To or for?

Some verbs go with *to* and some with *for*.

*He handed the receipt **to** the customer.*

*Tom got drinks **for** everyone.*

With *to*: *award, bring, feed, give, grant, hand, leave* (in a will), *lend, offer, owe, pass, pay, post, promise, read, sell, send, show, take, teach, tell, throw, write*.

With *for*: *bring, buy, cook, fetch, find, get, keep, leave, make, order, pick, reserve, save, spare*.

NOTE

a *Bring* goes with either *to* or *for*.

b For meaning 'to help someone' can go with very many verbs.

*I'm writing a letter **for** my sister. (She can't write.)*

# 11 Call, put etc

## 1 Verb + object + complement

Compare these two kinds of complement.

Subject	Subject complement	Object	Object complement
<i>The driver</i>	<i>was tired.</i>	<i>The journey made</i>	<i>the driver tired.</i>
<i>He</i>	<i>became president.</i>	<i>They elected</i>	<i>him president.</i>

The subject complement relates to the subject of the clause; • 9. The object complement relates to the object of the clause. In both patterns *tired* relates to *the driver*, and *president* relates to *he/him*.

Here are some more sentences with an object complement.

*The thief thought himself **frather unlucky**.*     *They called the dog **Sasha**.*  
*The court found him **guilty of robbery**.*     *We painted the walls **bright yellow**.*  
*I prefer my soup **hot**.*

Here are some verbs in this pattern.

With adjective or noun phrase: *believe, call, consider, declare, find, keep, leave, like, make, paint, prefer, prove, think, want*

With adjective: *drive, get, hold, pull, push, send, turn*

With noun phrase: *appoint, elect, name, vote*

## 2 Verb + object + adverbial

The adverbial in this pattern typically expresses place.

*The man put the coat **over his arm**.*     *We keep the car **in the garage**.*  
*He got the screw **into the hole**.*     *The path led us **through trees**.*

NOTE

- a *Leave* can come in this pattern, but *forget* cannot.  
*I left my umbrella at home.* But NOT *I forgot my umbrella at home.*
- b *Lay* (past: *laid*) comes in the same pattern as *put*.  
*The woman laid a blanket on the ground.*  
*Lie* (past: *lay*) is a linking verb which takes an adverbial. • 9(2)  
*The woman lay in the sunshine.*

# 12 Extra adverbials

## 1 Look at these clause patterns.

Subject	Verb	Adverbial
<i>The conference</i>	<i>is</i>	<i>every year.</i>

Subject	Verb	Object	Adverbial
<i>He</i>	<i>put</i>	<i>the coat</i>	<i>over his arm.</i>

These adverbials cannot be left out. They are necessary to complete the sentence.

- 2 We can add extra adverbials to any of the clause patterns.

***At last*** a coach stopped.

*The coach was carrying detectives **on their way home from a conference on crime.***

***He had recently*** become a detective inspector.

*The conference is every year, **presumably.***

***At once*** the thief gave the inspector his coat.

*He **probably** considered himself rather unlucky.*

*He **casually** put the coat over his arm.*

These extra adverbials can be left out. They are not necessary to complete the sentence.

For details about the position of adverbials, • 208. An extra adverbial does not affect the word order in the rest of the sentence, and the subject-verb order stays the same.

***At last a coach stopped.***

NOTE

Another extra element is the name or description of the person spoken to. As well as in statements, it can come in questions and imperatives.

*You're in trouble, **my friend.** Sarah, what are you doing?*

*Come on **everybody,** let's go!*

## 13 And and or

- 1 We can link two or more phrases with *and* or *or*. Here are some examples with noun phrases.

***The man and the woman*** were waiting.

***The man, the woman and the child*** were waiting.

***Wednesday or Thursday*** would be all right.

***Wednesday, Thursday or Friday*** would be all right.

*And* or *or* usually comes only once, before the last item.

- 2 We can use *and* and *or* with other kinds of words and phrases.

***It was a cold and windy*** day. (adjective)

***He waited fifteen or twenty*** minutes. (number)

***The work went smoothly, quietly and very*** efficiently. (adverb phrase)

NOTE

a We can use two adjectives together without a linking word, e.g. *a cold, windy day*. • 202

b We can use two complements or two adverbials with *and* or *or* even if they are different kinds of phrase, such as an adjective and noun phrase.

*The book has become **famous and a best-seller.***

*We can meet **here or in town.***

*The hotel was **quiet and well back from the road.***

- 3 Compare these two sentences.

***He stole a hat and a coat.***

***He stole a hat and coat.***

In the first sentence *and* links two noun phrases (*a hat, a coat*); in the second it links two nouns (*hat, coat*). The second sentence suggests that there is a link between the two items, that they belong together.

***He stole a hat and a typewriter.*** (not linked)

***He stole a cup and saucer.*** (belonging together)

NOTE

a *And, or* (and *but*) can link verb phrases and also whole clauses. • 243

b For *or* in questions, • 31.

## 14 Phrases in apposition

Two noun phrases are in apposition when one comes after the other and both refer to the same thing.

*Everyone visits **the White House, the home of the President.***

***Joseph Conrad, the famous English novelist,** couldn't speak English until he was 47.*

When the second phrase adds extra information, we use a comma.

When the second phrase identifies the first one, we do not use a comma.

***The novelist Joseph Conrad** couldn't speak English until he was 47.*

***Pretty 25-year-old secretary Linda Pilkington** has shocked her friends and neighbours.*

The sentence about Linda is typical of newspaper style.

We can also use apposition to add emphasis. This happens in speech, too.

*The man is **a fool, a complete idiot.***

Other kinds of phrases can be in apposition.

*The place is **miles away, much too far to walk.***

*The experts say the painting is **quite valuable, worth a lot of money.***

# Statements, questions, imperatives and exclamations

## 15 Summary

There are four sentence types: statement, question, imperative and exclamation. Sentences can be positive or negative.

		<b>Main use</b>
<b>Statements • 16</b>	<i>You took a photo.</i>	to give information
<b>Negative statements • 17</b>	<i>You did not take a photo.</i>	to give information
<b>Questions • 18</b>	<i>Did you take a photo?</i>	to ask for information
<b>The imperative • 19</b>	<i>Take a photo.</i>	to give orders
<b>Exclamations • 20</b>	<i>What a nice photo!</i>	to express feeling

Besides the basic use, each sentence type has other uses. For example, we can use a statement to ask for information (*I'd like to know all the details*); a question form can be an order or request (*Can you post this letter, please?*); an imperative can express good wishes (*Have a nice time*).

## 16 Statements

### 1 Form

For clause patterns in a statement, • 7.

### 2 Use

This conversation contains a number of statements.

A PROGRAMME ABOUT WILDLIFE

Stella: *There's a programme about wildlife on the telly tonight.*

Adrian: *Uh-huh. Well, I might watch it.*

Stella: *I've got to go out tonight. It's my evening class.*

Adrian: *Well, I'll video the programme for you.*

Stella: *Oh, thanks. It's at eight o'clock. BBC2.*

Adrian: *We can watch it together when you get back.*

Stella: *OK, I should be back around ten.*

The basic use of a statement is to give information: *There's a programme about wildlife on the telly tonight.* But some statements do more than give information. When Adrian says *I'll video the programme for you,* he is *offering* to video it. His statement is an offer to do something, which Stella accepts by thanking him. And *We can watch it together* is a suggestion to which Stella agrees.

There are many different uses of statements. Here are some examples.

Expressing approval:        *You're doing the right thing.*  
 Expressing sympathy:       *It was bad luck you didn't pass the exam.*  
 Thanking someone:         *I'm very grateful.*  
 Asking for information:     *I need to know your plans.*  
 Giving orders:                *I want you to try harder.*

In some situations we can use either a statement or another sentence type. Compare the statement *I need to know your plans,* the question *What are your plans?* and the imperative *Tell me about your plans.* All these are used to ask for information.

### 3 Performative verbs

Some present-simple verbs express the use of the statement, the action it performs.

Promising:        *I **promise** to be good.*  
 Apologizing:     *It was my fault. I **apologize**.*  
 Predicting:       *I **predict** a close game.*  
 Requesting:      *You are **requested** to vacate your room by 10.00 am.*

These are performative verbs: *accept, admit, advise, agree, apologize, blame, confess, congratulate, declare, demand, deny, disagree, forbid, forgive, guarantee, insist, object, order, predict, promise, propose, protest, recommend, refuse, request, suggest, thank, warn.*

Sometimes we use a modal verb or similar expression. This usually makes the statement less direct and so more tentative, more polite.

Advising:         *I'd **advise** you to see a solicitor.*  
 Insisting:        *I **must insist** we keep to the rules.*  
 Informing:        *I **have to inform** you that you have been unsuccessful.*

Some typical examples are: *must admit, would advise, would agree, must apologize, must confess, must disagree, can guarantee, have to inform you, must insist, must object, can promise, must protest, would suggest, must warn.*

#### NOTE

- In general, performative verbs are fairly emphatic. *I promise to be good* is a more emphatic promise than *I'll be good*, and *I suggest we watch it together* is more emphatic than *We can watch it together*.
- Some performative verbs are formal.  
*I **order/request** you to leave the building.        I **declare** this supermarket open.*
- With a few verbs we can use the present continuous.  
*Don't come too close, I warn you/I'm **warning** you.*  
*We propose/We **are proposing** a compromise.*

# 17 Negative statements

## 1 Use

This text contains some negative statements.

### FRANKENSTEIN

*In 1818 Mary Shelley wrote a famous book called 'Frankenstein'. But there was **no** monster called Frankenstein, as is popularly believed. Frankenstein was **not** the name of the monster but the name of the person who created the monster. The word 'Frankenstein' is often used to mean 'monster' by people who have **not** read the book.*

*Another mistake is to talk of 'Doctor Frankenstein'. Frankenstein was **never** a doctor. Mary Shelley's hero did **not** study medicine - he studied science and mathematics at the university of Ingolstadt in Bavaria. There really is a place called Ingolstadt. There is also a place called Frankenstein, which might or might **not** have given the author the idea for the name.*

The negative statements correct a mistaken idea, such as the idea that the monster was called Frankenstein. In general, we use negative statements to inform someone that what they might think or expect is not so.

## 2 Not with a verb

- a In the most basic kind of negative statement, *not* or *n't* comes after the (first) auxiliary. We write the auxiliary and *n't* together as one word.

*Some people **have not** read the book.*

*The monster **wasn't** called Frankenstein.*

*That might or **might not** have given the author the idea for the name.*

- b There must be an auxiliary before *not*. In simple tenses we use the auxiliary verb *do*.

***Idon't** like horror films. NOT I like not horror films.*

*The hero **did not** study medicine. NOT The hero studied not medicine.*

*Be* on its own also has *not/n't* after it.

*East London **is not** on most tourist maps.*

*These shoes **aren't** very comfortable.*

- c Look at these forms.

Positive	Negative Full form	Negative Short form
<i>was called</i>	<i>was <b>not</b> called</i>	<i>wasn't called</i>
<i>have read</i>	<i>have <b>not</b> read</i>	<i>haven't read</i>
<i>might have given</i>	<i>might <b>not</b> have given</i>	<i>mightn't have given</i>
<i>like/do like</i>	<i>do <b>not</b> like</i>	<i>don't like</i>
<i>studied/did study</i>	<i>did <b>not</b> study</i>	<i>didn't study</i>

We cannot use *no* to make a negative verb form.

*The bus **didn't** come. NOT The bus no came.*



### 3 Not in other positions

*Not* can come before a word or phrase when the speaker is correcting it.

*I ordered tea, **not** coffee.*

*That's a nice green. ~ It's blue, **not** green.*

*Is there a meeting today?~ **Not** today - tomorrow.*

*Not* can also come before a noun phrase with an expression of quantity (*many*) or before a phrase of distance or time.

***Not many** people have their own aeroplane.*

*There's a cinema **not far from** here.*

*The business was explained to me **not long** afterwards.*

NOTE

a *Instead of* (= in place of) and *rather than* have a negative meaning. Compare:

*They should build houses **instead** of office blocks.*

*They should build houses, **not** office blocks.*

*I drink tea **rather than** coffee.*

*I drink tea, **not** coffee.*

b *Not* can come before a negative prefix, e.g. *un*, *in* or *dis*.

*Beggars are a **not unusual** sight on the streets of London.*

*Not unusual* = fairly usual.

c For *not* standing for a whole clause, e.g. *I hope **not***, • 43(3).

### 4 Other negative words

There are other words besides *not* which have a negative meaning.

		Meaning
<i>no</i>	<i>There's <b>no</b> change. The patient is <b>no</b> better. <b>No</b>, she isn't.</i>	not a/not any not any (opposite of <i>yes</i> )
<i>none</i>	<i>We wanted tickets, but there were <b>none</b> left.</i>	not any
<i>no one, nobody</i>	<i>I saw <b>no one/nobody</b> acting strangely.</i>	not anyone
<i>nothing</i>	<i>I saw <b>nothing</b> suspicious.</i>	not anything
<i>nowhere</i>	<i>There was <b>nowhere</b> to park.</i>	not anywhere
<i>few, little</i>	<i><b>Few</b> people were interested. There was <b>little</b> enthusiasm.</i>	not many not much
<i>never</i>	<i>He was <b>never</b> a doctor.</i>	not ever
<i>seldom, rarely</i>	<i>We <b>seldom/rarely</b> eat out.</i>	not often
<i>no longer</i>	<i>Mrs Adams <b>no longer</b> lives here.</i>	not any longer
<i>hardly, scarcely</i>	<i>We haven't finished. In fact, we've <b>hardly/scarcely</b> started.</i>	not really, only just
<i>neither, nor</i>	<i>I can't understand this. ~ <b>Neither/Nor</b> can I. (= I can't either.)</i>	not either

NOTE

- a The verbs *fail*, *avoid*, *stop*, *prevent* and *deny* have a negative meaning.  
*You have **failed** to reach the necessary standard.*  
(= You have not reached the necessary standard.)  
*I want to **avoid** getting caught in the rush hour.*  
*A lock could **stop/prevent** others from using the telephone.*  
*The player **denied** having broken the rules.*  
(= The player said he/she had not broken the rules.)
- b *Without* has a negative meaning.  
*Lots of people were **without** a ticket.*  
(= Lots of people did not have a ticket.)
- c For negative prefixes, e.g. *unusual*, *disagree*, • 284(2).

## 5 Double negatives

We do not normally use *not/n't* or *never* with another negative word.

*I **didn't** see **anyone**.* NOT *I **didn't** see **no one**.*

*That **will never** happen.* NOT *That **won't never** happen.*

*We've **hardly** started.* NOT *We **haven't hardly** started.*

In non-standard English, a double negative means the same as a single negative.

*I **didn't see no one**.* (non-standard)

(= I didn't see anyone./I saw no one.)

In standard English a double negative has a different meaning.

*I **didn't see no one**. I saw one of my friends.* (= I saw someone.)

*We **can't do nothing**.* (= We must do something.)

NOTE

We sometimes use a negative after *I wouldn't be surprised if/It wouldn't surprise me if...*

*I **wouldn't** be surprised if it rained/if it **didn't** rain.*

The speaker expects that it will rain.

## 6 The emphatic negative

- a We can stress *not*.

*Frankenstein **did not** study medicine.*

If we use the short form *n't*, then we can stress the auxiliary (e.g. *did*).

*Frankenstein **didn't** study medicine.*

- b We can use *at all* to emphasize a negative.

*Frankenstein **wasn't** the name of the monster **at all**.*

*There was **nowhere at all** to park.*

Here are some other phrases with a similar meaning.

*The operation was **not** a success **by any means**. I'm **not in the least** tired.*

*The project is **not nearly** complete. There is still a long way to go.*

*Her son's visits were **far from** frequent.*

We can use *absolutely* before *no* and its compounds.

*There was **absolutely nowhere** to park.*

NOTE

- a We can use *ever* with a negative word.

*No **one ever** takes any notice of these memos.*

For more details about *ever* and *never*, •211(1) Note c.

- b We can use *whatsoever* after *nothing*, *none*, or after *no* + noun.

*There's **nothing whatsoever** we can do about it.*

*The people seem to have no hope **whatsoever**.*

- c An adverbial with a negative meaning can come in front position for extra emphasis. This can happen with phrases containing the negative words *no*, *never*, *neither*, *nor*, *seldom*, *rarely*, *hardly* and the word *only*. There is inversion of subject and auxiliary.

**At no time** did the company break the law.

Compare: *The company did not break the law at any time.*

**Under no circumstances** should you travel alone.

Compare: *You should not travel alone under any circumstances.*

**Never in my life** have I seen such extraordinary behaviour.

Compare: *I have never seen such extraordinary behaviour in my life.*

*The telephone had been disconnected. **Nor** was there any electricity.*

Compare: *There wasn't any electricity either.*

**Seldom** did we have any time to ourselves.

Compare: *We seldom had any time to ourselves.*

**Only in summer** is it hot enough to sit outside.

Compare: *It's only hot enough to sit outside in summer.*

The pattern with inversion can sound formal and literary, although *no way* is informal.

**No way** am I going to let this happen.

#### NOTE

- a A phrase with *not* can also come in front position for emphasis.

**Not since his childhood** had Jeff been back to the village.

Compare: *Jeff had not been back to the village since his childhood.*

- b For inversion after *no sooner* and *hardly*, • 250(5).

## 18 Questions

This is a short introduction to questions. For more details about questions and answers, • 21.

Doctor: **Where does it hurt?**

Patient: *Just here. When I lift my arm up.*

Doctor: **Has this happened before?**

Patient: *Well, yes, I do get a pain there sometimes, but it's never been as bad as this.*

Doctor: *I see. **Could you come over here and lie down, please?***

The most basic use of a question is to ask for information, e.g. *Where does it hurt?* ~ *Just here.* But questions can have other uses such as requesting, e.g. *Could you come over here, please?*

There are wh-questions and yes/no questions. Wh-questions begin with a question word, e.g. *where*, *what*. In most questions there is inversion of subject and auxiliary. • 23

#### Statement

**It hurts** just here.

**This has** happened before.

#### Question

wh-: **Where does it hurt?**

yes/no: **Has this happened before?**

## 19 The imperative

### 1 Form

The imperative form is the base form of the verb. It is a second-person form. When I say *Come in*, I mean that *you* should come in. The negative is *do not/don't* + base form, and for emphasis we use *do* + base form.

Positive: *Come in.*

***Read the instructions carefully.***

Negative: ***Do not remove this book from the library.***

***Don't make so much fuss.***

Emphatic: ***Do be careful.***

NOTE

We can use other negative words with the imperative.

***Never touch electrical equipment with wet hands. Leave no litter.***

### 2 Use

- a The basic use of the imperative is to give orders, to get someone to do something. The speaker expects that the hearer will obey.

Teacher (to pupils): ***Get out your books, please.***

Doctor (to patient): ***Just keep still a moment.***

Boss (to employee): ***Don't tell anyone about this.***

Traffic sign: ***Stop.***

- b But an imperative can sound abrupt. There are other ways of expressing orders.

***I want you to just keep still a moment.***

***You must hand the work in by the weekend.***

***You mustn't tell anyone about this.***

We often make an order less abrupt by expressing it as a request in question form.

***Can you get out your books, please?***

***Could you just keep still a moment?***

It is generally safer to use a request form, but the imperative can be used informally between equals.

***Give me a hand with these bags.***

***Hurry up, or we're going to be late.***

NOTE

When an imperative is used to tell someone to be quiet or to go away, it usually sounds abrupt and impolite.

***Shut up. Go away - I'm busy. Get lost.***

- c If a number of actions are involved, the request form need not be repeated for every action.

***Can you get out your books, please? Open them at page sixty and look at the photo. Then think about your reaction to it.***

### 3 Other uses of the imperative

Slogans and advertisements:

**Save** the rainforests.

**Visit** historic Bath.

Suggestions and advice:

Why don't you spend a year working before you go to college? **Take** a year off from your studies and learn something about the real world.

Warnings and reminders:

**Look** out! There's a car coming.

Always **switch** off the electricity first.

**Don't forget** your key.

Instructions and directions:

**Select** the programme you need by turning the dial to the correct number. **Pull** out the knob. The light will come on and the machine will start.

Go along here and **turn** left at the lights.

Informal offers and invitations:

**Have** a chocolate.

**Come** to lunch with us.

Good wishes:

**Have** a nice holiday. **Enjoy** yourselves.

NOTE

*Have a chocolate.* = Would you like a chocolate?

*Have a nice holiday.* = I hope you have a nice holiday.

### 4 Imperative + question tag

After an imperative we can use these tags: *will you? won't you? would you? can you? can't you? could you?*

- a We can use a positive tag after a positive imperative.

Teacher: *Get out your books, **will/would/can/could you?***

The meaning is the same as *Will you get out your books?* but the pattern with the tag is more informal.

A negative tag expresses greater feeling.

Doctor: *Keep still, **won't/can't you?***

This suggests that the doctor is especially anxious that the patient should keep still, or annoyed because the patient cannot keep still.

- b In warnings, reminders and good wishes, the tag is *won't you?* after a positive imperative and *will you?* after a negative.

*Have a nice holiday, **won't you?***

*Don't forget your key, **will you?***

In offers and invitations the tag is *will you?* or *won't you?*

*Have a chocolate, **will/won't you?***

These tags make the sentences more emphatic.

## 5 The imperative with a subject

We can mention the subject *you* when it contrasts with another person.

*I'll wait here. **You** go round the back.*

You can also make an order emphatic or even aggressive.

***You** be careful what you're saying.*

NOTE

a A few other phrases can be the subject.

***All of you** sit down! **Everyone** stop what you're doing.*

b The negative *don't* comes before the subject.

***Don't you** talk to me like that.*

## 6 *Let*

a *Let's* (= let us) + base form of the verb expresses a suggestion.

*It's a lovely day. **Let's** sit outside.*

***Let's** have some coffee (*,shall we?*).*

*Let's* suggests an action by the speaker and the hearer. *Let's sit outside* means that we should sit outside.

The negative is *let's not* or *don't let's*, and for emphasis we use *do let's*.

Negative: ***Let's not** waste any time./**Don't let's** waste any time.*

**Emphatic:** ***Do let's** get started. We've wasted enough time already.*

NOTE

a For American usage, • 303(3).

b The long form is formal and old-fashioned.

***Let us** give thanks to God.*

b *Let me* means that the speaker is telling him/herself what to do.

***Let me** think. Where did I put the letter?*

***Let me** see what's in my diary. **Let me** explain.*

*Let me think* means 'I'm going to think./Give me time to think.'

NOTE

*Let* can also have the meaning 'allow'.

*Oh, you've got some photos. **Let me** see./May I see?*

c After *let* we can put a phrase with a noun.

***Let the person** who made this mess **clean** it up.*

***Let the voters** choose the government they want. **Let them** decide.*

*Let them decide* means 'they should decide'.

NOTE

There are two special sentence patterns with a similar meaning to the imperative. Both the subjunctive and *may* can express a wish.

*God **save** the Queen.*

***May** your dreams come true.*

These patterns are rather formal and used only in limited contexts.

## 7 Overview: imperative forms

Person	Positive	Negative	Emphatic
FIRST			
Singular	<i>Let me <b>play</b> a record.</i>		
Plural	<i>Let's <b>play</b> tennis.</i>	<i>Let's <b>not play</b>!</i> <i>Don't let's <b>play</b> here.</i>	<i>Do let's <b>play</b> soon.</i>
SECOND	<i><b>Play</b> fair.</i>	<i>Don't <b>play</b> that record.</i>	<i>Do <b>play</b> a record.</i>
+ subject	<i>You <b>play</b> the piano now.</i>	<i>Don't you <b>play</b> that silly game.</i>	
THIRD	<i>Let the music <b>play</b>.</i>		

## 20 Exclamations

An exclamation is a sentence spoken with emphasis and feeling. We often use a pattern with *how* or *what*.

### 1 *How* and *what*

Compare these patterns.

Question: *How warm **is the water**?*

Exclamation: *How warm **the water is**!*

The exclamation means that the water is very warm. It expresses the speaker's feeling about the degree of warmth.

After *how* there can be an adjective or adverb.

***How lucky** you are! **How quickly** the time passed!*

*How* can also modify a verb.

***How** we laughed!*

After *what* there can be a noun phrase with *a/an* or without an article.

***What a journey** we had! **What idiots** we've been!*

The noun phrase often has an adjective.

***What a stupid** mistake you made! **What lovely** flowers these are!*

An exclamation can also be just a phrase with *how* or *what*.

***How lucky!** **What a journey!** **What lovely flowers!***

### 2 Other exclamations

Any phrase or short sentence can be an exclamation.

*Oh no! Lovely! You idiot! Stop! Look out! Oh, my God!*

There is usually a greater rise or fall of the voice than in other types of sentences.

In writing we use an exclamation mark (!).

### 3 Exclamations with a negative question form

Some exclamations have the form of a negative question. The voice rises then falls.

***Aren't** you lucky! (= How lucky you are!) **Didn't** we laugh! (= How we laughed!)*

# 4

## Questions and answers

### 21 Summary

#### The use of questions • 22

We use questions to ask for information and also for requests, suggestions, offers etc.

#### Inversion in questions • 23

In most questions there is inversion of the subject and auxiliary.

Statement: **You have** written a letter.

Question: **Have you** written a letter?

#### Yes/no questions and wh-questions • 24

These are the two main kinds of question.

yes/no: **Have you** written a letter?

wh: **What have you** written?

#### Wh-questions: more details • 25

A question word can be subject, object, complement or adverbial. *Who* can be subject or object.

**Who** told you? (subject)

**Who** did you tell? (object)

#### Question words: more details • 26

A question word can also be a determiner.

**What/Which** day are they coming?

The choice of *what* or *which* depends on the number of possible answers.

We can use *how* on its own or before an adjective or adverb.

**How** did you find out?

**How far** is it to Newcastle?

We can modify a question word.

**Why exactly** do you need this information?

#### OVERVIEW: question words • 27

#### Question phrases • 28

We can form question phrases with *what* and *how*.

**What time** is your train?

**How much** does it cost?



**Answering questions • 29**

Most answers to questions can be just a word or phrase.

*What are you writing? ~ A letter to Kate.*

We often use a short answer with *yes* or *no*.

*Have you written the letter? ~ Yes, I have.*

**Negative questions • 30**

A question can be negative.

*Haven't you answered the letter yet?*

**Questions with *or* • 31**

We can use *or* in a question.

*Are you sending a card **or** a letter?*

**Questions without inversion • 32**

In informal conversation a question can sometimes have the same word order as a statement.

*You've written a letter?*

**Indirect questions • 33**

We can ask an indirect question.

*I'd like to know **what you've written**.*

**Question tags • 34**

We can add a question tag to a statement.

*You've answered the letter, **haven't you?***

**Echo questions and echo tags • 35**

We can use an echo question or echo tag to react to a statement.

*I've written the letter. ~ Oh, **have you?***

## 22 The use of questions

**BUYING A TRAIN TICKET**

Travel agent: ***Can I help you?***

Customer: ***Do you sell rail tickets?***

Travel agent: *Yes, certainly.*

Customer: *I need a return ticket from Bristol to Paddington.*

Travel agent: ***You're travelling when?***

Customer: *Tomorrow.*

Travel agent: *Tomorrow. That's Friday, **isn't it? And when are you coming back?***

Customer: *Oh, I'm coming back the same day.*

Travel agent: ***Are you leaving before ten o'clock?***

Customer: *It's cheaper after ten, **is it?***

Travel agent: *Yes, it's cheaper if you leave after ten and return after six o'clock.*

Customer: ***What time is the next train after ten?***

Travel agent: *Ten eleven.*

Customer: *Oh, fine. Could you tell me how much the cheap ticket is?*

Travel agent: *Twenty-one pounds.*

Customer: ***Can I have one then, please?***

- 1 The most basic use of a question is to ask for information.  
*What time is the next train?~ Ten eleven.*
- 2 But we can use questions in other ways, such as getting people to do things. This happens especially with modal verbs, e.g. *can, shall*.  
Requesting: *Can I have one then, please?*  
Making suggestions: *Shall we take the early train?*  
Offering: *Can I help you?*  
Asking permission: *May I take one of these timetables?*
- 3 There are also 'rhetorical questions', which do not need an answer.  
*What do you think will happen?~ Who knows?*  
*You're always criticizing me, but have I ever criticized you?*  
*Fancy meeting you here. It's a small world, isn't it?*

NOTE

A question can be answered by the person who asks it.

*What is the secret of United's success? Manager Terry Clark believes that it is the players' willingness to work for each other and for the team.*

## 23 Inversion in questions

- 1 In most questions there is inversion of the subject and auxiliary.

Statement

Question

***You are*** leaving today.

***Are you*** leaving today?

***The train has*** got a buffet.

***Has the train*** got a buffet?

***We can*** sit here.

***Where can*** we sit?

If there is more than one auxiliary verb (e.g. *could have*), then only the first one comes before the subject.

Statement

Question

***I could*** have reserved a seat.

***Could I*** have reserved a seat?

- 2 In simple tenses we use the auxiliary verb *do*.

Statement

Question

*You like* train journeys.

Ox: ***You do*** like train journeys.

***Do you*** like train journeys?

*They arrived* at six.

Or: ***They did*** arrive at six.

***Did they*** arrive at six?

- 3 *Be* on its own as an ordinary verb can also come before the subject.

Statement

**The train was late.**  
**My ticket is somewhere.**

Question

**Was the train late?**  
**Where is my ticket?**

- 4 For short questions, • 38(3).

*I thought something might go wrong. ~ And **did** it? ~ I'm afraid so.*

For questions without the auxiliary and *you*, • 42(2).

*Leaving already? (= Are you leaving already?)*

## 24 Yes/no questions and wh-questions

- 1 A yes/no question can be answered *yes* or *no*.

*Do you sell rail tickets? ~ **Yes**, we do./Certainly.*

*Will I need to change? ~ **No**, it's a direct service./I don't think so.*

The question begins with an auxiliary (*do*, *will*).

- 2 A wh-question begins with a question word.

**When** are you going? **What** shall we do? **How** does this camera work?

There are nine question words: *who*, *whom*, *what*, *which*, *whose*, *where*, *when*, *why* and *how*. For an overview, • 27.

For intonation in yes/no and wh-questions, • 54(2b).

## 25 Wh-questions: more details

- 1 A question word can be subject, object, complement or adverbial. Compare the positive statements (in brackets).

Subject: **Who** can give me some help?  
(**Someone** can give me some help.)

Object: **What** will tomorrow bring?  
(Tomorrow will bring **something**.)

Complement: **Whose** is this umbrella?  
(This umbrella is **someone's**.)

Adverbial: **When** are you coming back?  
(You are coming back **some time**.)

**Where** is this bus going?  
(This bus is going **somewhere**.)

**Why** did everyone laugh?  
(Everyone laughed **for some reason**.)

When a question word is the subject, there is no inversion. The word order is the same as in a statement.

**Who can** give me some help?

But when a question word is the object, complement or adverbial (*not* the subject), then there is inversion of the subject and auxiliary. For details, • 23.

**What will tomorrow** bring? **Whose is this** umbrella?


NOTE

- a A question can sometimes be just a question word. • 40  
*I'm going to London. ~ **When?***
- b A question word can be part of a sub clause.  
**What did you think I said?** (You thought I said **something.**)  
**When would everyone like to leave?** (Everyone would like to leave **some time.**)
- c A question can have two question words.  
**When and where did this happen?**      **Who paid for what?**

2 Compare *who* as subject and object of a question.

Subject:      **Who invited you to the party?** ~ *Laura did.*  
(**Someone** invited you.)

Object:      **Who did you invite to the party?** ~ *Oh, lots of people.*  
(You invited **someone.**)



**Who saw the detective?**  
(Someone saw him.)

**Who did the detective see?**  
(He saw someone.)

Here are some more examples of question words as subject.

- What happens next?**      **Which came first, the chicken or the egg?**
- Who is organizing the trip?**      **Which biscuits taste the best?**
- Whose cat has been run over, did you say?**
- How many people know the secret?**

3 A question word can also be the object of a preposition.

**Who was the parcel addressed to?**  
(The parcel was addressed **to someone.**)

**Where does Maria come from?**  
(Maria comes **from somewhere.**)

**What are young people interested in these days?**  
(Young people are interested **in something** these days.)

In informal questions, the preposition comes in the same place as in a statement (**addressed to, come from**). But in more formal English it can come before the question word.

- To whom was the parcel addressed?**
- On what evidence was it decided to make the arrest?**

NOTE

- a For *who* and *whom*, • 26(3).
- b *Since* comes before *when* even in informal English.  
**Since when has this area been closed to the public?**  
This often expresses surprise. A question with *How long...* ? is more neutral.

## 26 Question words: more details

### 1 *What, which* and *whose* before a noun

These question words can be pronouns, without a noun after them.

**What** will be the best train?

There are lots of books here. **Which** do you want?

**Whose** was the idea?

They can also be determiners, coming before a noun.

**What train** will you catch? (You will catch **a train**.)

**Which books** do you want? (You want **some of the books**.)

**Whose idea** was it? (**It** was **someone's idea**.)

*Which* can come before *one/ones* or before an of-phrase.

**Which ones** do you want? **Which of these postcards** shall we send to Angela?

### 2 The use of *who*, *what* and *which*

*Who* always refers to people. *Which* can refer to people or to something not human. *What* refers mostly to something not human, but it can refer to people when it comes before a noun.

Human

Non-human

**Who** is your maths teacher?

**Which** teacher do you have?

**What** idiot wrote this?

**Which** supermarket is cheapest?

**What** book are you reading?

**What** do you do in the evenings?

*Who* is a pronoun and cannot come before a noun or before an of-phrase.

NOT *Who teacher do you have?* and NOT *Who of the teachers do you have?*

There is a difference in meaning between *what* and *which*.

**What** do you do in your spare time? **What** sport do you play?

**Which** is the best route? **Which** way do we go now?

We use *what* when there is an indefinite (and often large) number of possible answers. We use *which* when there is a definite (and often small) number of possible answers. *What* relates to the indefinite word *a*, and *which* to the definite word *the*.

**What** sport...? (a sport)  
(Tennis, or golf, or football, or...)

**Which** way...? (one of **the** ways)  
(Right or left?)

The choice of *what* or *which* depends on how the speaker sees the number of possible answers. In some contexts either word is possible.

**What newspaper/Which newspaper** do you read?

**What parts/Which parts** of France have you visited?

**What size/Which size** do you take?

NOTE

We can use *what* to suggest that there are no possible answers.

*Why don't you invite a few friends?* ~ **What** friends? *I haven't got any friends.*

### 3 *Who* and *whom*

When *who* is the object, we can use *whom* instead.

***Who/Whom*** *did you invite?*

*Whom* is formal and rather old-fashioned. *Who* is more common in everyday speech.

When *who/whom* is the object of a preposition, there are two possible patterns.

***Who*** *were you talking to?*

***To whom*** *were you talking?*

The pattern with *whom* is formal.

### 4 *How*

- a *How* can express means or manner.

***How*** *do you open this bottle?* (You open this bottle **somehow**.)

***How*** *did the children behave?* (The children behaved **well/badly**.)

- b When it expresses degree, *how* can come before an adjective or adverb.

***How wide*** *is the river?* (**20 metres/30 metres** wide?)

***How soon*** *can you let me know?* (**very soon/quite** soon?)

For question phrases with *how*, • 28.

- c We also use *how* as an adjective or adverb in friendly enquiries about someone's well-being, enjoyment or progress.

***How*** *are you?* ~ *Fine, thanks.*

***How*** *did you like the party?*— *Oh, it was great.*

***How*** *are you getting on at college?* ~ *Fine, thanks. I'm enjoying it.*

#### NOTE

*What... like?* asks about quality. Sometimes it has a very similar meaning to *How...?*

***How*** *was the film?/ *What* was the film like?*

But *What... like?* does not refer to well-being.

*How's your brother?* ~ *Oh, he's fine, thanks.*

*What's your brother like?* ~ *Well, he's much quieter than I am.*

*What does your brother look like?* ~ *He's taller than me, and he's got dark hair.*

### 5 A special pattern with *why*

*Why (not)* can come before a noun phrase or a verb.

***Why*** *the panic?* (= What is the reason for the panic?)

*Look at our prices - **why** pay more?* (= Why should you pay more?)

***Why*** *not stay for a while?* (= Why don't you stay for a while?)

### 6 Modifying a question word

- a We can use an adverb to modify a question word or phrase.

*When **exactly** are you coming back?*

***Just*** *what will tomorrow bring?*

***About*** *how many people live here?*

- b *Else* has the meaning 'other'.

*What **else** should I do?* (= What other things ... ?)

*Who **else** did you invite?* (= What other people ... ?)

- c We can emphasize the question by using *on earth*.

*What on earth will tomorrow bring?*

We can also use *ever*.

*What ever/Whatever can the matter be?*

*How ever/However did you manage to find us?*

*Who ever/Whoever invited that awful man?*

This means that the speaker has no idea what the answer is. The emphasis often expresses surprise. The speaker is surprised that someone invited that awful man.

## 27 Overview: question words

Question word	Example	Word class	Positive expression
<i>who, whom</i>	<b>Who</b> won?	pronoun	<i>someone</i>
<i>what</i>	<b>What</b> happened? <b>What</b> sport(s)?	pronoun determiner	<i>something</i> <i>a sport, some sports</i>
<i>which</i>	<b>Which</b> is/are best?  <b>Which</b> sport(s)?	pronoun  determiner	<i>one of them,</i> <i>some of them</i> <i>one of the sports,</i> <i>some of the sports</i>
<i>whose</i>	<b>Whose</b> was the idea? <b>Whose</b> idea was it?	pronoun determiner	<i>someone's</i> <i>someone's</i>
<i>where</i>	<b>Where</b> shall we go?	adverb of place	<i>somewhere</i>
<i>when</i>	<b>When</b> did it happen?	adverb of time	<i>some time</i>
<i>why</i>	<b>Why</b> are you here?	adverb of reason	<i>for some reason</i>
<i>how</i>	<b>How</b> do you open it? <b>How</b> did they behave? <b>How</b> wide is it? <b>How</b> are you?	adverb of means adverb of manner adverb of degree adjective	<i>somehow</i>

## 28 Question phrases

*What* and *how* can combine with other words to form phrases.

- 1 *What* can come before a noun.

**What time** is the next train? ~ *Ten eleven.*

**What colour** shirt was he wearing? ~ *Blue, I think.*

**What kind of/type of/sort of** computer have you got? ~ *Oh, it's just a desktop machine.*

**What make** is your car? ~ *It's a BMW.*

- 2 We use *what about/how about* to draw attention to something or to make a suggestion.

***What about/How about all this rubbish? Who's going to take it away?***

***What about/How about some lunch? ~ Good idea.***

- 3 *How* can come before an adjective or an adverb.

***How old is this building? ~ About two hundred years old.***

***How far did you walk? ~ Miles.***

***How often does the machine need servicing? ~ Once a year.***

***How long can you stay? ~ Not long, I'm afraid.***

It can also come before *many* or *much*.

***How many people live in the building? ~ Twelve.***

***How much is the cheap ticket? ~ Fifteen pounds seventy-five.***

NOTE

*How come* is an informal phrase meaning 'why'. There is no inversion.

***How come all these papers have been left here? ~ I'm in the middle of sorting them out.***

## 29 Answering questions

### 1 How long is an answer?

Some questions you can answer in a word or phrase, but others need to be answered in one or more complete sentences. Here are some examples from real conversations.

*Didn't you hear about the bank robbery?* ~ **No.**

*I've got a hat.* ~ *What colour?* ~ **Brown.**

*Do you like school?* ~ **Yes, I do. It's OK.**

*You haven't got central heating?* ~ **No, we haven't.**

*How long do you practise?* ~ **About half an hour.**

*Why did you sell the car?* ~ **It was giving me too much trouble. I was spending more money on it than it was worth spending money on.**

*How is Lucy?* ~ **She's a lot better now. In fact I think she'll be back at school next week.**

It is usually enough to give the relevant piece of information without repeating all the words of the question. There is no need to say *No, I didn't hear about the bank robbery*, or *The hat is brown* in answer to these questions.

NOTE

- a We can repeat the words of the question to give emphasis, e.g. when we deny something.

***Did you break this glass? ~ No, I did not break that glass.***

- b There is not always a direct grammatical link between a question and answer. The important thing is that the information is relevant.

***What time will you be home? ~ Well, these meetings go on a long time.***

Here the questioner would realize that the meeting going on a long time means that 'I will be home late'.

- c The hearer may be unable or unwilling to answer.

***What's your favourite subject? ~ I haven't really got a favourite subject.***

***Are you a member of this club? ~ Why do you ask?***

***Where are my keys? ~ You ought to know where they are.***



## 2 Yes/no short answers

- a We can sometimes answer with a simple *yes* or *no*, but English speakers often use a short answer like *Yes, I do* or *No, we haven't*. A short answer relates to the subject and auxiliary in the question. The patterns are *yes* + pronoun + auxiliary and *no* + pronoun + auxiliary + *n't*.

	Positive	Negative
<i>Is it raining?</i> ~	<b>Yes, it is.</b>	<b>No, it isn't.</b>
<i>Have you finished?</i> ~	<b>Yes, I have.</b>	<b>No, I haven't.</b>
<i>Can we turn right here?</i> ~	<b>Yes, we can.</b>	<b>No, we can't.</b>

- b In simple tenses we use the auxiliary *do*.  
*Do you play the piano?* ~ **Yes, I do.** (NOT *Yes I play.*)  
*Did Roger cut the grass?* ~ **No, he didn't.**
- c In these examples the question has *be* on its own, as an ordinary verb.  
*Is the chemist's open today?* ~ **No, it isn't.**  
*Are you warm enough?* ~ **Yes, I am, thanks.**

- d We very often add relevant information or comment after a simple *yes* or *no* or after the short answer.  
*Were you late?* ~ **Yes, I missed the bus.**  
*Were you late?* ~ **Yes, I was, I missed the bus.**  
*Did Carl find his wallet?* ~ **No, unfortunately.**  
*Did Carl find his wallet?* ~ **No, he didn't, unfortunately.**
- In some contexts *yes/no* or a short answer on its own can sound abrupt and not very polite.

We can sometimes use another phrase instead of *yes* or *no*.  
*Were you late?* ~ **I'm afraid I was./Of course I wasn't.**

- e In a negative short answer the strong form *not* is formal or emphatic.  
*Was the scheme a success?* ~ **No, it was not. It was a complete failure.**

- f We can also use a short answer to agree or disagree with a statement.

Agreeing: *These shirts are nice.* ~ **Yes, they are.**  
*The weather doesn't look very good.* ~ **No, it doesn't.**

Disagreeing: *I posted the letter.* ~ **No, you didn't. It's still here.**  
*We can't afford a car.* ~ **Yes, we can, if we buy it on credit.**

We often use a tag after the short answer.  
*These shirts are nice.* — **Yes, they are, aren't they?**

## 3 Requests, offers, invitations and suggestions

- a We cannot usually answer these with just a short answer.  
*Can I borrow your pen, please?* ~ **Sure./Of course.**  
*Would you like a chocolate?* ~ **Yes, please. Thank you.**  
*Would you like to come to my party?* ~ **Yes, I'd love to. Thank you very much.**  
*Shall we have some lunch?* ~ **Good idea./Yes, why not?**

- b A negative answer to a request or invitation needs some explanation.  
*Can I borrow your pen? — Sorry, I'm using it to fill this form in.*  
*Would you like to come to my party on Saturday? — I'm sorry. I'd like to, but I'm going to be away this weekend.*  
A short answer (e.g. No, you can't) would sound very abrupt and impolite.

## 4 Short answers to wh-questions

- a When the question word is the subject, we can use a short answer with a subject + auxiliary.  
*Who's got a hair drier? ~ Neil has.*  
*Who filled this crossword in? ~ I did.*  
*Which shoes fit best? ~ These do.*
- b We can leave out the auxiliary.  
*Who's got a hair drier? ~ Neil.*  
*Who filled this crossword in? ~ Me. • 184(1b)*

# 30 Negative questions

MY PHONE IS OUT OF ORDER

Claire: *I'll tell you more when I see you next week.*

Anna: *Can't you ring me?*

Claire: *No, unfortunately. My phone's still out of order.*

Anna: *Haven't they repaired it yet?*

Claire: *No. It's an awful nuisance. It's over a week now.*

Anna: *Why don't you refuse to pay your bill?*

Claire: *That wouldn't make any difference, I don't expect.*

Anna: *Isn't there a rule? Don't they have to repair it within a certain period?*

Claire: *I don't know. Anyway, it's not working.*

## 1 Use

- a A negative yes/no question often expresses surprise.  
*Can't you ring me? Haven't they repaired your phone?*  
The context suggests that the negative is true (they haven't repaired the phone). Claire has already explained that it is out of order. But Anna is surprised at this. She thinks they should have repaired it.
- b A negative question can be a complaint.  
*Can't you be quiet? I'm trying to concentrate.*  
**This** means that you should be quiet.  
A negative **question** with *why* can also express surprise or a complaint.  
*Why haven't they repaired it? Why can't you be quiet?*
- c We can use *Why don't/doesn't... ?* for suggestions and *Why didn't... ?* to criticize.  
*Why don't we take a break now? I'm tired.*  
*Why didn't you tell me this before? You should have told me.*

We can use *why not* + verb instead of *Why don't you...* in a suggestion.

**Why not use your credit card?**

- d Negative questions with *who*, *what* and *which* usually request information.

*Who hasn't returned this library book?*

*What can't you understand?*

*Which of the guests doesn't eat meat?*

- e We can use a negative question to ask the hearer to agree that something is true.

*Didn't I see you on television last night?*

The meaning is similar to a tag question with a rising intonation. • 34(3)

*I saw you on television last night, **didn't I?***

NOTE For a negative question form in exclamations, e.g. *Wasn't that fun!* • 20(3).

## 2 Form

- a We make a question negative by putting *n't* after the auxiliary.

*Haven't you finished yet?* NOT *Have not you finished yet?*

*Why doesn't the government take action?*

NOTE

The negative of *am I* is *aren't I*.

*Why **aren't** I getting paid for this?*

- b In more formal English *not* comes after the subject.

*Have you **not** finished yet? Why does the government **not** take action?*

- c If the question word is the subject, *n't* or *not* comes after the auxiliary.

*Who **hasn't** returned/has **not** returned this library book?*

- d We can use other negative words.

*Are you **never** going to finish? Why does the government take **no** action?*

NOTE

In informal speech the question can be without inversion.

*You **haven't** finished yet?*

## 3 Yes/no answers

The answer *no* agrees that the negative is true. The answer *yes* means that the positive is true.

*Haven't they repaired it yet? ~ **No**, it's an awful nuisance.*

*~ **Yes**, they did it yesterday.*

# 31 Questions with *or*

- 1 A question can contain two or more alternative answers. The word *or* comes before the last alternative.

*Are you coming back today **or** tomorrow? ~ Today.*

*Did you speak to a man **or** a woman? ~ It was a woman.*

*When are you coming back, today **or** tomorrow?*

*Who did you speak to, a man **or** a woman?*

*Were you running **or** jogging?*

The voice rises for the first alternative, and then it falls after *or*.

*Shall we take a & bus or a ( taxi?*

NOTE

This question does not contain alternative answers.

*Have you got any brothers or sisters? ~ Yes, I've got two sisters.*

Here *brothers or sisters* is spoken as one phrase.

2 *Or* can link two clauses.

*Are you coming back today, **or** are you staying overnight? ~ I'm coming back today.*

The second alternative can be the negative of the first.

*Are you coming back today **or aren't you/or not?** ~ Yes, I am.*

This emphasizes the need for a yes/no answer and can sound impatient.

## 32 Questions without inversion

In informal conversation a question can sometimes have the same word order as in a statement. The question has a rising intonation.

*The machine gives change? ~ No, it doesn't.*

*You're travelling tomorrow? ~ Yes.*

*The car is blue? ~ That's right.*

*The car is **what colour?** ~ Blue.*

*They went **which** way? ~ That way.*

We use this kind of question only when it follows on from what was said before.

*I need a return ticket to Paddington. ~ You're travelling when? ~ Tomorrow.*

NOTE

For echo questions, • 35(1).

*I'm travelling tomorrow. ~ You're travelling when?*

## 33 Indirect questions

We can ask a question indirectly by putting it into a sub clause beginning with a question word or with *if/whether*. This makes the question sound less abrupt, more tentative.

*We need to know **what the rules are.***

*Can I ask you **how much you're getting paid for the job?***

*Could you tell me **where Queen Street is, please?***

*I'm trying to find out **who owns this building.***

*Do you know **when the train gets in?***

*I was wondering **if/whether you could give me a lift.***

There is no inversion of the subject and auxiliary in the sub clause.

NOT *We need to know what are the rules.*

For question word + to-infinitive, • 125.

*Could you tell me **how to get there?***

NOTE If the main clause is a statement (*We need to know*), then there is no question mark.

## 34 Question tags

### COAL FIRES

Gary: *It's colder today, **isn't it?***

Brian: *Yes, it's not very warm, **is it?** I shall have to light the fire soon.*

Gary: *Oh, you have coal fires, **do you?***

Brian: *Yes. We don't have central heating. You have central heating, **don't you?***

Gary: *Yes, we do. But coal fires are nice, **aren't they?** More comforting than a radiator.*

Brian: *Yes, but they're a lot more work than just switching on the heating. We keep talking about getting central heating put in.*

Gary: *I suppose coal fires aren't very convenient, **are they?***

Brian: *They certainly aren't.*

## 1 Form

- a A tag relates to the subject and auxiliary of the main clause. The structure of a negative tag is auxiliary + *n't* + pronoun, e.g. *isn't it*.

*It's raining, **isn't it?***

*You've finished, **haven't you?***

*We can go now, **can't we?***

- b In simple tenses we use the auxiliary verb *do*.

*Louise works at the hospital, **doesn't she?***

*You came home late, **didn't you?***

- c In these examples the main clause has *be* on its own, as an ordinary verb.

*It's colder today, **isn't it?***

*The sausages were nice, **weren't they?***

- d A positive tag is like a negative one, but without *n't*.

*It isn't raining, **is it?***

*You haven't finished, **have you?***

### NOTE The form of question tags

- a We can use the subject *there* in a tag.

*There were lots of people at the carnival, **weren't there?***

But we do not use *this*, *that*, *these* or *those* in the tag. We use *it* or *they* instead.

*That was lucky, **wasn't it?** Those are nice, **aren't they?***

- b After *I am...* the tag is *aren't I*.

*I'm late, **aren't I?***

- c After a subject such as *everyone*, *someone* etc, we use *they* in a tag.

*Anyone could just walk in here, **couldn't they?***

- d In more formal English, *not* can come after the pronoun.

*Progress is being made, **is it not?***

- e We can use *don't you think* when asking someone's opinion.

*These pictures are good, **don't you think?***

- f In informal English we can use *yes*, *no*, *right* and *OK* as tags. *Right* and *OK* are more common in the USA. • 303(4)

*These figures are correct, **yes?** You like London, **no?***

*I'll be outside the post office, **right?** We're going to start now, **OK?***

But as a general rule learners should not use these tags. Often a tag like *aren't they* or *don't you* is better.

## 2 Overview: patterns with tags

There are three main patterns.

	Statement	Tag	
PATTERN A	Positive	Negative	<i>It's your birthday, isn't it?</i>
PATTERN B	Negative	Positive	<i>It isn't your birthday, is it?</i>
PATTERN C	Positive	Positive	<i>It's your birthday, is it?</i>

## 3 Pattern A: positive statement + negative tag

This kind of tag asks the hearer to agree that the statement in the main clause is true. It is sometimes obvious that the statement is true. For example, in the conversation both speakers know that it is colder today. The tag (*isn't it*) is not really a request for information but an invitation to the hearer to continue the conversation.

*It's difficult to find your way around this building, **isn't it?** ~ Yes, I'm always getting lost in here.*

*That was fun, **wasn't it?** ~ Yes, I really enjoyed it.*

When the statement is clearly true, then the speaker uses a falling intonation on the tag.

*It's cold, \ **isn't it?***

But when the speaker is not sure if the statement is true, then the tag is more like a real question, a request for information. The speaker's voice rises on the tag.

*You have central heating, & **don't you?** ~ Yes, we do.*

*We're going the right way, & **aren't we?** ~ I hope so.*

### NOTE

Sometimes a tag with a rising intonation can express surprise.

*They have central heating, **don't they?** Everyone has central heating nowadays.*

The speaker is surprised at the idea that someone might have no central heating. The meaning is similar to a negative question: *Don't they have central heating?* • 30

## 4 Pattern B: negative statement + positive tag

The use is mostly the same as for Pattern A. Compare *It's colder, isn't it?* and *It's not so warm, is it?* As in Pattern A, the voice falls or rises depending on how sure the speaker is that the statement is true.

We can also use Pattern B in a tentative question or request.

*You haven't heard the exam results, **have you?** ~ No, sorry, I haven't.*

*You couldn't lend me ten pounds, **could you?** ~ Yes, OK.*

We can also use Pattern B to express disapproval.

*You haven't broken that clock, **have you?** ~ No, of course I haven't.*

*You aren't staying in bed all day, **are you?***

This means 'I hope you aren't staying in bed all day.'

### NOTE

A negative statement can have a negative word other than *not*.

*We've had **no** information yet, have we?*

## 5 Pattern C: positive statement + positive tag

Pattern C also asks the hearer to agree that the statement is true. It also suggests that the speaker has just learnt, realized or remembered the information. Look at this example from the conversation *Coal fires*.

*I shall have to light the fire soon. ~ Oh, you have coal fires, **do you?***

The positive tag means that the information is new to Gary. He has just realized from Brian's words that Brian has coal fires. The meaning is the same as 'So you have coal fires'. Here are some more examples.

*I can't help you just at the moment. ~ You're busy, **are you?** ~ Very busy, I'm afraid.*

*Annabelle is out in her new sports car. ~ Oh, she's bought one, **has she?** ~ Yes, she got it yesterday.*

Compare patterns A and C.

*We can't move this cupboard. ~ It's heavy, **isn't it?***

(I already know that it is heavy.)

*We can't move this cupboard. ~ It's heavy, **is it?***

(I have just learnt from your words that it is heavy.)

## 6 Tags with the imperative and *let's*

*Pass me the salt, **will/would/can/could you?** • 19(4)*

*Let's have a rest now, **shall we?***

# 35 Echo questions and echo tags

## 1 Echo questions

We can use an echo question when we do not understand what someone says to us, or we find it hard to believe.

*I often eat bits of wood. ~ **What** do you eat?/You eat **what?***

*My father knew Ronald Reagan. ~ **Who** did he know?/He knew **who?***

*Did you see the naked lady? ~ Did I see the **what?***

The second speaker is asking the first to repeat the important information.

These questions can usually be with or without inversion. They are spoken with a rising intonation on the question word.

*& What have they done? They've done & what?*

NOTE

a The question word *what* on its own can be an echo question or an exclamation.

*I ofteneatbitsofwood. ~ **What?/What!***

b We can use a yes/no question to check that we heard correctly.

*I often eat bits of wood. ~ You eat bits of wood?*

## 2 Echo tags

We form an echo tag like an ordinary question tag. • 34(1). A positive statement has a positive tag, and a negative statement has a negative tag. (But • Note c.)

*We're moving house soon.* ~ *Oh, **are you?***

*Max played the part brilliantly.* ~ ***Did he** really?*

*The boss isn't very well.* ~ ***Isn't she?***

*My brothers can't swim.* ~ ***Can't they?***

These tags express interest in what someone has just said. *Oh, are you?* means 'Oh, really?' The voice usually rises.

*Oh, & are you? Did he & really?*

But if the voice falls, this means that the speaker is not interested. • 54(2c)

### NOTE

a An echo tag is sometimes without inversion.

*We're moving house soon.* ~ ***You are?***

b After a positive statement, there can be a short statement + echo tag.

*We're moving house soon.* ~ ***You are, are you?***

*Max played the part brilliantly.* ~ ***He did, did he?***

Like a simple echo tag, this also expresses interest. Although the information is new, there is a suggestion that it was expected: *You are, are you? I thought so.* But if the short statement contradicts the previous sentence, this expresses surprise or even disbelief.

*We're moving house soon.* ~ ***You aren't, are you?***

*My brothers can't swim.* ~ ***They can, can't they?***

c We can use a negative tag in reply to a positive statement. This expresses agreement.

*Max played the part brilliantly.* ~ ***Yes, didn't he?***

*It's a lovely day.* ~ ***It is, isn't it?***

*That was fun.* ~ ***Yes, wasn't it?***

The information is already known; both speakers saw Max playing the part.



# 5

## Leaving out and replacing words

### 36 Summary

#### Avoiding repetition • 37

We sometimes leave out or replace words to avoid repeating them. The meaning must be clear from the context.

#### Leaving out words after the auxiliary • 38

*Have you seen the film? ~ Yes, I have.*

#### Leaving out an infinitive clause • 39

*We didn't get the job finished, although we were hoping to.*

#### Leaving out words after a question word • 40

*This photo was taken years ago. I forget where.*

#### Leaving out the verb • 41

*Adrian chose a steak and Lucy spaghetti.*

#### Leaving out words at the beginning of a sentence • 42

*Enjoying yourself? (= Are you enjoying yourself?)*

#### Patterns with so, neither etc • 43

*I've seen the film. ~ So have I.*

*We were hoping to finish the job, but we didn't manage to do so.*

*Have you seen the film? ~ Yes, I think so.*

*You're in this photo, look. ~ Oh, so I am.*

*The economy is healthy now, but will it remain so?*

#### Some other ways of avoiding repetition • 44

*We need some matches. Have we got any?*

*I saw the film, but I didn't like it.*

#### Special styles • 45

Words can be left out in special styles: in labels, newspaper headlines, instructions and postcards, and in note style.

NOTE For patterns with a predicative adjective, e.g. *although tired*, • 199(5c).

## 37 Avoiding repetition

- 1 We sometimes leave out a word or phrase, or we replace it by another word such as a pronoun. Here is part of a real conversation in a shop.

CHOOSING A JACKET

Assistant: *There's this rather nice rose pink, or two or three nice blues, burgundy, and here is one that's a very nice colour. I can show it to you in the daylight. And this one runs at sixty-nine ninety-five.*

Customer: *Are they all the same price?*

Assistant: *Yes. These are cotton, the best cotton one can get. The best quality. And also a very nice green - I'm afraid I haven't the size fourteen.*

Customer: *It's a nice colour though.*

(from M. Underwood and P. Barr *Listeners*)

When the customer went into the shop, she asked to look at jackets. While she and the assistant are looking at the jackets, there is no need to repeat the word *jacket*. It is clear from the situation what the topic of the conversation is.

... and here is **one** that's a very nice colour. (= here is **a jacket**...)

I can show **it** to you in the daylight. (= ... show **the jacket**...)

**These** are cotton. (= These **jackets** are ...)

- 2 But we sometimes repeat things for emphasis.

*There's this rather **nice** rose pink, or two or three **nice** blues, burgundy, and here is one that's a very **nice** colour.*

*These are **cotton**, the best **cotton** one can get.*

The assistant wants to emphasize that the colours are all *nice* and that the material is *cotton*.

Repeating words in conversation can sometimes make things easier to express and to understand. • 53(1a)

- 3 Sometimes the words that are left out or replaced come later, not earlier.

*If you want to, you can pay by credit card.*

(= If you want to **pay by credit card**,...)

*After **she** had had a cup of tea, Phyllis felt much better.*

(= After **Phyllis** had had...)

Here *she* refers forward to *Phyllis*, which comes later in the sentence.

## 38 Leaving out words after the auxiliary

- 1 A sentence can end with an auxiliary if the meaning is clear from the context.

*I'm getting old. ~ Yes, I'm afraid you **are**.*

*Kate hadn't brought an umbrella. She was pleased to see that Sue **had**.*

*I don't want to answer this letter, but perhaps I **should**.*

*Can you get satellite TV? We **can**.*

If the verb is in a simple tense, we use a form of *do*.

*I don't enjoy parties as much as my wife **does**.*

We can also end a sentence with the ordinary verb *be*.

*It's a nice colour. At least, I think it **is**.*

The stress can be on the auxiliary or the subject, whichever is the new information.

*Yes, I'm afraid you 'are.* (emphasis on the fact)

*She was pleased to see that 'Sue had.* (emphasis on the person)

NOTE The auxiliary cannot be a short form or weak form.

NOT *She was pleased to see that Sue'd-*.

- 2 Usually everything after the auxiliary is left out.

*I'm getting old.* ~ *Yes, I'm afraid you are.*

After *are* we leave out *getting old*. But there are some exceptions to this.

- a We do not leave out *not/n't*.

*What did you have for breakfast? ~ I **didn't**.* *I'm not eating today.*

- b Sometimes we have to use two auxiliary verbs. When the first is a new word, we cannot leave out the second.

*Have the team won? ~ Well, everyone's smiling, so they **must have**.*

*I don't know if Tom is still waiting. He **might be**.*

*When will the room be cleaned? ~ It just **has been**.*

Here *must*, *might* and *has* are not in the previous sentence.

But when the two auxiliaries are both in the previous sentence, then we can leave out the second.

*The corridor hasn't been cleaned, but the room **has (been)**.*

*You could have hurt yourself.* ~ *Yes, I **could (have)**.*

- c In British English *do* is sometimes used after an auxiliary.

*I don't want to answer this letter, but perhaps I should (do).*

*Have the team won? ~ Well, everyone's smiling, so they must have (done).*

Here *do* = answer the letter, and *done* = won.

- d There can be an adverbial or a tag.

*It's a nice colour though.* ~ *Yes, it is, **isn't it?***

*Is there a market today? ~ I don't know. There was **yesterday**.*

Here *a market is* left out of the answer, but *yesterday's* new information.

- 3 A short question consists of an auxiliary + subject.

*I've seen the film before. **Have you?** ~ No, I haven't.*

*I wanted Helen to pass her test. ~ And **did she?** ~ Yes.*

Here it is clear from the context that *And did she?* = And did she pass her test?

## 39 Leaving out an infinitive clause

- 1 When there is no need to repeat a to-infinitive clause, we can leave it out.

*To* stands for the whole clause.

*Would you like to join us for lunch? ~ Yes, I'd love **to**.*

*Jane got the job, although she didn't expect **to**.*

*You've switched the machine off. I told you **not to, didn't I?***

*I haven't washed up yet, but I'm going **to**.*

But we repeat an auxiliary after *to*.

*I haven't done as much work today as I'd like **to have**.*

*Jane was chosen for the job, although she didn't expect **to be**.*

- 2 Sometimes we can also leave out *to*.  
*I don't work as hard as I ought (to).*  
*Take one of these brochures if you want (to).*

We usually leave out *to* after an adjective.

*We need people to serve refreshments. Are you willing?*

NOTE

We usually leave out *to* after *like* but not after *would like*.

*Take one of these brochures if you like.*

*Take one of these brochures if you'd like to.*

- 3 We can also leave out a bare infinitive (without *to*).  
*I wanted to borrow Tim's cassettes, but he wouldn't let me.*  
(= ... let me **borrow his cassettes.**)  
*We can go somewhere else if you'd rather.*  
(= ... if you'd rather **go somewhere else.**)

## 40 Leaving out words after a question word

We can leave out the words after a question word or phrase rather than repeat them.

*The road is closed to traffic. No one knows **why**.*

*I'm going to the dentist this afternoon. ~ Oh, **what time?***

*I put the certificate somewhere, and now I can't remember **where**.*

When the question word is the subject, the auxiliary can come after it.

*Something rather strange has happened. ~ What (has)?*

## 41 Leaving out the verb

When there are two sentences with the same pattern and the same verb, then we do not need to repeat the verb.

*The new warehouse contains furniture and the old one electrical goods.*

(= ... and the old one **contains** electrical goods.)

*Everton have played ten games but Liverpool only eight.*

(= ... but Liverpool **have** only **played** eight games.)

This happens only in rather formal English.

## 42 Leaving out words at the beginning of a sentence

In informal English we can leave out some kinds of words from the beginning of a sentence if the meaning is clear without them.

*Ready? ~ Sorry, no. Can't find my car keys. ~ Doesn't matter. We can go in my car.*

*~ OK. ~ Better get going, or we'll be late.*

*Ready?* means 'Are you ready?', and it is clear that the question refers to the person spoken to. *Doesn't matter* means 'It doesn't matter', and the meaning is clear without *it*. The same thing happens in informal writing, for example in postcards.

- 45(4)

## 1 Statements

We can leave out the subjects *I* and *it*.

*Can't find my keys.* (~ I can't find ...)

*Hope you have a good time.* (= I hope ...)

*Feels colder today.* (= It feels colder today.)

## 2 Yes/no questions

We can leave out the auxiliary or the ordinary verb *be* from a yes/no question.

*Your problem been sorted out?* (= **Has** your problem ... ?)

*Everything all right?* (= Is everything... ?)

We can sometimes leave out both the subject and the auxiliary or the subject and the ordinary verb *be*, especially if the subject is *you* or *there*.

*Tired?* (= **Are you** tired?)

*Need to borrow money? Just give us a ring.* (= Do **you** need ... ?)

*Any free seats in here?* (= **Are there** any free seats ... ?)

## 3 Leaving out *a/an* and *the*

We can sometimes leave out these words before the subject.

*Cup of tea is what I need.* (= **A** cup of tea...)

*Television's broken down.* (= **The** television ...)

## 4 Leaving out an imperative verb

We can sometimes leave out an imperative verb. The verb is usually *be* or expresses movement.

*Careful.* (= Be careful.)

*This way, please.* (= Come this way, please.)

# 43 Patterns with *so*, *neither* etc

## 1 *Too*, *either*, *so* and *neither/nor*

- a After a clause there can be a short addition with *too* or *either*. The positive pattern is subject + auxiliary + *too*. The negative is subject + auxiliary + *n't* + *either*.

*You're cheating.* ~ **You are, too.**

*Barbara can't drive, and her husband can't either.*

In simple tenses we use the auxiliary verb *do*.

*I like chocolate.* ~ **I do, too.**

*That torch doesn't work.* ~ **This one doesn't either.**

We can also use *be on* its own as an ordinary verb.

*I'm tired.* ~ **I am, too.**

- b An addition to a positive statement can also have this pattern with *so*.  
*I like chocolate. ~ So do I. You're beautiful. ~ So are you.*  
*Children should behave themselves, and so should adults.*  
*So* here means the same as *too*.

There is inversion.

NOT *I like chocolate. ~ So I do.*

For *So I do*, • (4).

- c An addition to a negative statement can also have this pattern with *neither* or *nor*.  
*Barbara can't drive, and neither/nor can her husband.*  
*We haven't got a dishwasher. ~ Neither/Nor have we.*  
*The ham didn't taste very nice. ~ Neither/Nor did the eggs.*  
*Neither* and *nor* mean the same as *not... either*.

NOTE

a There is no difference in meaning between *neither* and *nor*, but *nor* is a little more formal.

b The first sound in *either/neither* is /i:/ in the USA and usually /ai/ in Britain.

- d In these examples a negative addition follows a positive statement, and vice versa.  
*I'm hungry now. ~ Well, I'm not.*  
*We haven't got a dishwasher. ~ We have.*

## 2 *Do so, do it* and *do that*

*Do so* and *do it* refer to an action which is clear from the context. *Do so* is a little formal.

*Anna had often thought of murdering her husband, but she hesitated to actually do so/do it.*

*I wanted to jump, but I just couldn't do it.*

Here the stress is on *do*, not on *so/it*. We are interested in whether or not someone does the action.

When *do that* refers to an action, the stress is usually on *that*.

*I might murder my husband. ~ Oh, I wouldn't do that if I were you.*

Here we are interested in or surprised at what kind of action it is.

## 3 *So* and *not* replacing a clause

- a *So* can stand for a whole clause.

*Will you be going out? ~ Yes, I expect so.*

*I'm not sure if the shop stays open late, but I think so.*

*Can the machine be repaired? ~ I hope so.*

*Has the committee reached a decision? ~ Well, it seems so.*

*I'm travelling round the world. ~ It's that so?*

Here *I expect so* means 'I expect I'll be going out.' We cannot leave out *so* or use *it*.

NOT *Yes, I expect.* and NOT *Yes, I expect it.*

- b We can use these verbs and expressions in this pattern with *so*: *be afraid*, *it appears/appeared*, *assume*, *be*, *believe*, *do* • (2), *expect*, *guess*, *hope*, *imagine*, *presume*, *say*, *it seems/seemed*, *suppose*, *suspect*, *tell (someone)*, *think*.

We do not use *know* or *be sure* in this pattern.

*The shop stays open late. ~ Yes, I know.* NOT *Yes, I know so.*

*~ Are you sure? NOT Are you sure so?*

- c There are two ways of forming a negative pattern.

Negative verb + *so*: *Will you be going out? ~ I don't expect so.*

Positive verb + *not*: *Is this watch broken? ~ I hope not.*

Some verbs can form the negative with either pattern, e.g. *I don't suppose so* or *I suppose not*. They are *appear, believe, say, seem* and *suppose*.

*Expect, imagine* and *think* usually form the negative with *so*. *I don't think so* is more usual than *I think not*, which is rather formal.

*Assume, be afraid, guess, hope, presume* and *suspect* form the negative with *not*.

*Is this picture worth a lot of money? ~ I'm afraid not.*

*There's no use waiting any longer. ~ I guess not.*

NOTE

Compare the different meanings with *say*.

*Is the illness serious? ~ I don't know. The doctor didn't say so.*

*~ No, it isn't. The doctor said not.*

- d With a few verbs, *so* can come at the beginning of the sentence.

*Mark and Susan are good friends. ~ So it seems./So it appears.*

*They're giving away free tickets. Or so they say, anyway.*

- e *So* and *not* can replace a clause after *if*.

*Do you want your money to work for you? If so, you'll be interested in our Super Savers account.*

*Have you got transport? If not, I can give you a lift.*

We can also use *not* after the adverbs *certainly, of course, probably, perhaps, maybe* and *possibly*.

*Did you open my letter? ~ Certainly not.*

## 4 So in short answers

A short answer with *so* can express agreement. The pattern is *so* + pronoun + auxiliary or *be*.

*You've made a mistake here. ~ Oh, so I have. Thank you.*

This pattern has a different meaning to a yes/no short answer.

*This glass is cracked. ~ So it is. I hadn't noticed.*

*~ Yes, it is. I meant to throw it away.*

*So it is* means here that the speaker notices the crack for the first time.

## 5 So, that way and the same

- a *So* can replace an adjective after *become* and *remain*.

*The situation is not yet serious, but it may become so.* (= become **serious**)

*So* is rather formal here. In informal English we use *get/stay that way*.

*The situation isn't serious yet, but it might get that way.*

We can use *so* with *more* or *less*.

*It's generally pretty busy here - more so in summer, of course.*

- b *The same* can replace a phrase or clause already mentioned.

*Happy New Year! ~ Thank you. (The) same to you.*

*Monday was beautiful, and Tuesday was **the same**.*

*The others think we should give up the idea, and I think **the same**.*

*Do the same* can refer to an action already mentioned.

*When the mayor lifted his glass to drink, everyone else **did the same**.*

(= everyone else lifted their glasses, too)

NOTE

We can use *the same way* after *feel*.

*The others think we should give up the idea, and I feel **the same way**.*

## 6 Overview: uses of so

	Use	Example	Meaning
• 43(1)	expressing addition	<i>I'm hungry. ~ <b>So</b> am I.</i>	'too, also'
• 43(2)	after do <i>If you</i>	<i>wish to look round, you may <b>do so</b>.</i>	( <i>do so</i> = look round)
• 43(3)	replacing a clause	<i>Have we got time?~ I think <b>so</b>.</i>	( <i>think so</i> = think we've got time)
• 43(4)	expressing agreement	<i>The coach has arrived. ~ <b>So</b> it has.</i>	'I see/remember that...'
• 43(5a)	replacing an adjective	<i>Things have been difficult, but they should become <b>lessso</b>.</i>	( <i>less so</i> = less difficult)
• 212	expressing degree	<i>The view was <b>so</b> nice.</i> <i>He does talk <b>so</b>.</i>	'very' 'a lot'
• 247	expressing reason	<i>I was tired, <b>so</b> I went to bed.</i>	'therefore'
• 252	expressing purpose	<i>I got up early <b>so (that)</b> I wouldn't be late.</i>	'in order that'

## 44 Some other ways of avoiding repetition

- 1 If the meaning is clear from the context, we can leave out a noun after a number or other quantifier, a demonstrative, or a superlative adjective.

*It's got one pocket. ~ No, it's got **two**, look.*

*I've got some chocolate here. Would you like **some**?*

*How do you like the photos? ~ I think **this** is the **nicest**.*

We cannot leave out the whole noun phrase.

NOT *I've got some chocolate here. Would you like?*

- 2 In some contexts we can use *one/ones*. • 188

*I wanted a big packet, not a small **one**.*

- 3 We can use a personal pronoun or possessive pronoun instead of a noun phrase.

*When Monica got the invitation, **she** felt pleased.*

*I forgot my invitation, but Monica remembered **hers**.*



- 4 *It, this or that* can replace a clause.  
*Terry can't get a job, but **it** doesn't seem to bother him.*  
(*it* = that Terry can't get a job)  
*I hear the shop is closing down. ~ Who told you **that**?*  
(*that* = that the shop is closing down)
- 5 The adverbs *here, there, now* and *then* can replace an expression of place or time.  
*I left the bag on the seat, and when I got back, it wasn't **there**.* (= on the seat)  
*When I was young, we didn't have a television. Things were different **then**.*  
(= when I was young)

## 45 Special styles

In some special styles of English, words are left out to save space.

### 1 Signs and labels

A sign or label identifies the thing it is written on or tells us something about it.

		Meaning
On a building	<i>Town Hall</i>	'This is the town hall.'
On a door	<i>Office</i>	'This room is the office.'
On a packet	<i>Automatic dishwasher powder</i>	'This packet contains automatic dishwasher powder.'
On a car	<i>For sale</i>	'This car is for sale.'

### 2 Newspaper headlines

*Alan* and *the*, auxiliary verbs and *be* are often left out of headlines.

*Actor dies* (= **An** actor has died.)

*PM angry* (= **The** Prime Minister **is** angry.)

*Six arrested in raid* (= Six people **have been** arrested in **a** raid.)

### 3 Instructions

*The* is sometimes left out of instructions. Here is an example from a camera instruction booklet.

*Open battery compartment cover by pushing in direction of arrow.*

(= Open **the** battery compartment cover by pushing in **the** direction of **the** arrow.)

When an instruction is written on the thing it refers to, then there is often no need to use the noun.

*Handle with care.* (on a parcel)

*Do not cover.* (on a heater)

## 4 Postcards and diaries

Some kinds of words can be left out from a postcard or diary to avoid repetition or to save space. They include *I* and *we*, *a/an* and *the*, auxiliary verbs, the verb *be*, and *there is/are*.

*Arrived safely Saturday. Hotel OK, weather marvellous, sun shining. Been sunbathing. Lots to do here. Going on excursion tomorrow.*

## 5 Note style

English can be written in note style when information must be given as briefly as possible. This information is about Edinburgh University.

WHAT IT'S LIKE

*Large and diverse university set in heart of historic city. Separate science campus with regular (free) minibus service. Buildings range from historic to high-tech. Main accommodation in central Halls with wide range of renovated houses and student flats. Accommodation situation improving.*

(from K. Boehm and J. Lees-Spalding *The Student Book*)

The words left out here are *a/an* and *the*, the verb *be* and *there is/are*.

We can also use note style when writing down the important parts of what is said, for example at a lecture or meeting.

# 6

## Information and emphasis

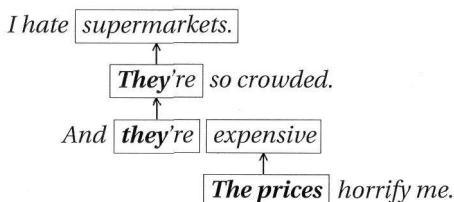
### 46 Summary

#### Word order and information • 47

In a statement the subject usually makes a link with the situation or with the previous sentence.

*I hate supermarkets. They're so crowded. And they're expensive. The prices horrify me.*

Each of these sentences begins with something known, old information. *I* is the speaker; *they* refers back to supermarkets; *the prices* makes a link with *expensive*.



The new information normally comes later in the sentence. For example, in the second sentence *so crowded* is new, mentioned for the first time.

#### The subject • 48

When we decide how to express an idea, we usually choose a subject that relates to the previous sentence.

*There are twelve of us in the group. **Twelve people** will fit in the minibus.*

*We can either go in three cars or in the minibus. **The minibus** holds twelve people.*

#### Front position • 49

Some elements can come before the subject. This is to give them emphasis or to contrast them with another phrase.

*They spent the morning sightseeing. **In the afternoon**, they resumed their journey south.*

*I've read the book. **The film** I haven't yet seen.*

Sometimes there is inversion of subject and verb.

*At the end of the garden **was a swimming-pool.***

### The empty subjects *there* and *it* • 50

We can also use *there* + *be*.

***There was a swimming-pool at the end of the garden.***

We use *it* referring forward to a phrase or clause.

***It's nice to see you.***

***It was a good thing we didn't have to pay.***

### Emphasis • 51

We can emphasize a word by giving it extra stress.

***I hate supermarkets. They're awful places.***

***I hate supermarkets (not little shops).***

We can use the emphatic form of a verb.

***I did go to the supermarket. I went this morning.***

There are also patterns with *it* and *what*.

***It's supermarkets I hate.***

***What I hate is supermarkets.***

## 47 Word order and information

### 1 Information in a statement

Imagine each of these statements as the start of a conversation.

(in a cafe)

***This coffee tastes awful.***

(at a chemist's)

***I need something for a headache.***

(at a railway station)

***The next train is at halfpast nine.***

In each of these statements, the first phrase is the topic, what it is about. The topic is usually the subject. The speaker is giving information about *this coffee*, *I* and *the next train*. The topic is known or expected in the situation: *coffee* is what we are drinking, *I* am in the shop, *the next train* is what we are going to catch.

The new information about the topic usually comes at or near the end of the sentence.

***This coffee tastes awful.***

***I need something for a headache.***

***The next train is at halfpast nine.***

The point of interest, the important part of the message, is *awful*, *a headache* and *halfpast nine*. It is also the part of the sentence where the voice rises or falls. For details about intonation, • 54(2).

Each of the statements starts with something known, old information and ends with something new. The listener knows that the speaker is drinking coffee, but he/she doesn't know the speaker's opinion of the coffee: that it tastes *awful* (not *nice*).

## 2 Information in a text

- a In a text, old information usually comes first in the sentence and new information comes later.

### ELEGANT BUILDING

*Britain's towns were given a new and an elegant appearance between 1700 and 1830. This period covers the building styles known as Queen Anne, Georgian and Regency, all three of them periods in which houses were very well designed.*

*Previously, towns had grown naturally and usually had a disorderly, higgledy-piggledy appearance. In the new age, architects planned whole parts of towns, and built beautiful houses in terraces, or in squares with gardens in the middle.*

*The houses of these periods are well-proportioned and dignified, with carefully spaced windows and handsome front doors. They can be seen in many towns, especially in London, Edinburgh, Bath, Cheltenham and Brighton.*

*Brighton became famous after 1784 when the Prince of Wales, later King George IV, went there regularly, and later built the Royal Pavilion.*

(from R. Bowood *Our Land in the Making*)

The subject of each sentence is something expected in the context. Usually it relates to something mentioned earlier.

Already mentioned	Subject of sentence
<i>between 1700 and 1830</i>	→ <i>This period</i> covers...
<i>Britain's towns</i>	→ <i>towns</i> had...
<i>houses... designed</i>	→ <i>architects</i> planned...
<i>three... periods... houses</i>	→ <i>The houses of these periods</i> are...
<i>The houses of these periods</i>	→ <i>They</i> can...
<i>Brighton</i>	→ <i>Brighton</i> became...

We can simply repeat a word (*Brighton*). Or we can use a pronoun if it is clear what it refers to (*The houses... They...*). Or we can repeat an idea in different words (... *between 1700 and 1830. This period...*). Here both phrases refer to the same thing, the period of time. The subject *architects* is also known information because we can relate it to *houses were very well designed*.

A subject can be in contrast with something mentioned before.

*The towns* were expanding rapidly. *The villages*, on the other hand,...

- b A subject can have an adverbial in front of it.  
*Previously*, towns had grown naturally.  
*Previously* is linked to *this period*. For more on adverbials in front position, • 49(1).
- c When a sentence starts with something known, it is usually easier to understand. If the link is not clear at first, then the reader has to work harder to understand the meaning. In this example, the word order of the second sentence has been changed.  
...*in many towns, especially in London, Edinburgh, Bath, Cheltenham and Brighton. After 1784, when the Prince of Wales, later King George IV, went to Brighton regularly, and later when he built the Royal Pavilion,*...
- The second sentence is now more difficult to read because the link with the previous sentence (*Brighton*) does not come at the beginning.

## 48 The subject

- 1 The subject often makes a link with the previous sentence.  
*The man is in prison. **He** stole some jewellery.*  
*There was a break-in. **Some jewellery** was stolen.*  
*The girls did well. **Celia** got the first prize.*  
*There were lots of prizes. **The first prize** went to Celia.*  
 We can often express an idea in different ways, e.g. *Celia got the prize./The prize went to Celia.* It is best to choose a subject that relates to what went before.
- 2 The subject can express ideas such as time and place.  
*This has been an eventful year for us. **September** saw our move to new offices.*  
 (= We moved to new offices **in September**.)  
*The house was empty, but **the garage** contained some old chairs.*  
 (= There were some old chairs **in the garage**.)  
*They're building a new theme park. **It** will attract lots of visitors.*  
 (= Lots of people will visit **it**.)
- 3 Sometimes we can use an abstract noun to refer back to the idea in the previous sentence.  
*Someone threw a stone through the window. **This incident** upset everyone.*  
*Lucy had finally made up her mind. **The decision** had not been easy.*  
*Brian is an impossible person. **His rudeness** puts people off.*  
*The people here have nothing. **Their poverty** is extreme.*

## 49 Front position

The subject often comes at the beginning of a statement, but not always. We sometimes put another phrase in front position before the subject. We do this to emphasize a phrase or to contrast it with phrases in other sentences. The phrase in front position is more prominent than in its normal position.

### 1 An adverbial in front position

- a This paragraph is about a man who is starting a forbidden love affair.  
***For a week after this**, life was like a restless dream. **On the next day** she did not appear in the canteen until he was leaving it, the whistle having already blown. **Presumably** she had been changed on to a later shift. They passed each other without a glance. **On the day after that** she was in the canteen at the usual time, but with three other girls and immediately under a telescreen. **Then for three dreadful days** she did not appear at all.*  
 (from G. Orwell *Nineteen Eighty-Four*)

The first phrase in the sentence usually relates to something that has gone before. Here the adverbials in front position make the sequence of events clearer. Compare an alternative order.

*They passed each other without a glance. She was in the canteen at the usual time **on the day after that**...*

This order is possible, but it is more difficult to read. You might not realize at first that the second sentence is about a different day.

NOTE

Putting an adverbial in front position can also help to get the important information in the right place.

*For a week after this, life was **like a restless dream**.*

*Like a restless dream* is the point of interest. Its best position is at the end of the sentence. If the adverbial is at the end, the important information is less prominent.

- b These kinds of adverbial often come in front position.

Time: ***On the day after that*** she was in the canteen at the usual time.

Linking: The path was stony. ***Despite that*** we made good progress.

Truth: ***Presumably*** she had been changed on to a later shift.

Comment: The car was a complete wreck. ***Incredibly***, no one was hurt.

- c And these kinds of adverbial can be in front position for contrast or emphasis.

Place: *It was warm and comfortable in the little cottage. **Outside**, it was getting dark.*

Manner: ***Slowly*** the sun sank into the Pacific.

Frequency: *Everyone shops at the big supermarket now. **Quite often** the little shop is empty for half an hour at a time.*

## 2 An object or complement in front position

- a We can sometimes put an object in front position, especially when it makes a link or a contrast with what has gone before.

***Dogs*** I love, but ***cats*** I can't stand.

*Jason deals with the post every morning. **The routine letters** he answers himself. **The rest** he passes on to the boss.*

There is no inversion. NOT *Dogs love I*.

- b We can also sometimes put a complement in front position.

*They enjoyed the holiday. **Best of all** was the constant sunshine.*

*The scheme has many good points. **An advantage** is the low cost.*

Here the subject (*the low cost*) is the important information and comes at the end.

## 3 Inversion after an adverbial

- a In this sentence the pattern is subject + verb + adverbial of place.

*A furniture van was outside the house.*

When the adverbial of place is in front position, there is inversion of the subject and the ordinary verb *be*.

*Alan walked along Elmdale Avenue and found number sixteen without difficulty. **Outside the house was a furniture van.***

The adverbial (*outside the house*) is in front position to link with what has gone before. The new information (*a furniture van*) comes at the end of the sentence.

We can do the same with other verbs of place and movement, e.g. *come, go, lie, sit, stand*.

*The room contained a table and four chairs. **On the table lay a newspaper.***

*The palace is heavily guarded. Because **inside its walls sit the European leaders.***

With such verbs, a pattern without inversion is possible but less usual.

*On the table a newspaper lay.*

There is no inversion with most other kinds of verbs.

*Outside the house two women were talking.*

NOT *Outside the house were talking two women.*

NOTE For *There* was a furniture van outside the house, • 50.

- b We can use *here* and *there* in front position to draw attention to something in the situation.

(airport announcement) *Here is an announcement for passengers on flight TW513 to Miami.*

(sports commentator) *And there goes Williams! Into the lead!*

In this pattern we can use *be*, *come* or *go* in the present simple. There is inversion of the subject and verb. The noun phrase, the new information, goes at the end.

*Here is an announcement.* NOT *Here-an announcement is.*

But when the subject is a pronoun, there is no inversion.

*And there goes Williams'. There he goes, look!*

*Where are my keys? Oh, here they are.*

## 4 Overview: inversion

- a Subject-verb inversion

After an adverbial of place in front position, • 49(3)

*On the doorstep stood an old man. Here is the news.*

After direct speech, • 265(4)

*Are you ready?' Jane asked/asked Jane.*

- b Subject-auxiliary inversion

In questions, • 23

*What did the man want? Have you heard the news?*

In additions with *so* and *neither/nor*, • 43(1)

*I saw the man and so did Paul.*

After a negative phrase in front position, • 17(6c)

*In no circumstances should you sign the form.*

In some conditional clauses, • 258

*Had you signed the form, you would have lost all your rights.*

# 50 The empty subjects *there* and *it*

## 1 The use of *there*

The verb *be* does not usually have a subject with *a/an* or *some*. A sentence like *A Chinese restaurant is round the corner* is possible but unusual. A phrase with *a/an* is usually new information, and so it comes later in the sentence.

*Where can we eat? ~ There's a Chinese restaurant round the corner.*

We put *therein* the subject position so that *a Chinese restaurant* can come after the verb. *There + be* expresses the idea that something exists.



## 2 *There + be*: more details

- a We use the pattern in sentences with adverbials of place, time and other meanings.

*There was a furniture van **outside the house**.*

*There's a concert **next** week.*

*There are some letters **for you**.*

NOTE For *The house had a furniture van outside it*, • 85(1) Note d.

- b We can use *there + be* without an adverbial. This happens with nouns expressing a situation or event.

*I'm afraid there's a problem.* (= A problem **exists**.)

*There's been an accident.* (= An accident has **happened**.)

NOTE

The adverbial is sometimes understood from the context.

*You know this party we're going to. Will there be any food (at the party)?*

- c We normally use *there + be* before a noun phrase which is new information. This noun phrase has an indefinite meaning. It can have *a/an, some, any, no* or a number, or it can be a noun on its own. It can also have one of these quantifiers: *a lot of/lots of many, much, few, little; a good/great deal of, a number of, several; more, another, other, others; enough, plenty of*.

*There are **some** drawing-pins in my desk.*

*There are **seven** days in a week.*

*There was dust everywhere.*

*There's far too **much** traffic on the roads.*

*There will be **a number of** tasks to carry out.*

*Is there any **more** tea in the pot?*

*There isn't **enough** memory in the computer.*

The noun phrase does not usually have *the, this/that* etc or *my/your* etc, which refer to definite things known from the context.

NOTE

We can use *the* in this pattern when we remind someone of the existence of something specific.

*What can I stand on to reach the light bulb? ~ Well, there's **the** stepladder.*

- d We form negatives and questions in the normal way.

*There wasn't a van outside the house.*

***Are there** any letters for me?*

- e We can use *there* in a question tag.

*There's a concert next week, isn't **there**?*

- f After *there*, the verb agrees with its complement. (But • 153(6) Note.)

*There **is** a letter/There **are** some letters for you.*

- g *There* is not stressed and is normally spoken in its weak form /ðə/ (like *the*). The subject *there* is not the same as the adverb *there* (= in that place). The adverb is pronounced /ðeə/.

***There** /ðə/ was a van **there** /ðeə/, outside the house.*

- h *There* can also be the subject of an infinitive or ing-form.  
*I didn't expect **there** to be such a crowd.*  
*The village is very isolated, **there** being no bus service.*  
But this is rather literary. A finite clause is more usual.  
*I didn't expect (that) **there would be** such a crowd.*  
*The village is very isolated because **there's** no bus service.*

### 3 *There* + *be* with relative clauses

We can put an active or passive participle after the noun phrase.

***There was** a van **blocking** the road.*

(= A van was blocking the road.)

***There was** a van **parked** outside the house.*

(= A van was parked outside the house.)

But we use a finite relative clause for a single action.

***There was** a noise **that woke** me up.*

We also use a finite clause when the pronoun is not the subject.

***There's** a small matter **which we need** to discuss.*

NOTE

For the infinitive after *there*, • 113(2).

*There is a small matter **to discuss/to be discussed**.*

### 4 *There* with other verbs

We use the subject *there* mostly with the verb *be*. Some other verbs are possible, but only in a formal or literary style.

*On top of the hill **there stands** an ancient church tower.*

***There now follows** a party political broadcast.*

*The next day **there occurred** a strange incident.*

Verbs in this pattern are: *arise, arrive, come, emerge, enter, exist, follow, lie, live, occur, remain, result, sit, stand, take place.*

NOTE

We **can** use *seem, appear, happen, chance, turn out, prove* and *tend* with *to be*.

***There doesn't seem to be** enough memory in the computer.*

***There proved to be** no truth in the rumour.*

***There appears to have been** an accident.*

We can sometimes use a noun phrase after *seem*, especially one with *little* or *no*.

***There seemed (to be)** little difference between the two alternatives.*

***There seems (to be)** no reason for alarm.*

### 5 The empty subject *it*

- a A clause like *to make new friends* or *that so few people came* can be the subject of a sentence, but this is not very usual. Instead, we normally use *it* as subject, and the clause comes later in the sentence.

*It's difficult to make new friends.*

(= To make new friends is difficult.)

*It was a pity so few people came.*

(= That so few people came was a pity.)

*It amazes me how much money some people earn.*

(= How much money some people earn amazes me.)

Because the clause is long, it comes more naturally at the end of the sentence than at the beginning.

With a gerund clause we use both patterns.

*Making new friends is difficult. **It's** difficult making new friends.*

- b *It* can also be an empty object in the pattern subject + verb + *it* + complement + clause.

*I find **it** difficult to make new friends.*

*We all thought **it** a pity so few people came.*

*The government has made **it** clear that no money will be available.*

- c *It* can also be an empty subject before *seem*, *appear*, *happen*, *chance*, *turn out* and *prove*.

***It seems** the phone is out of order.*

(= The phone seems to be out of order.)

***It happened** that I had my camera with me at the time.*

(= I happened to have my camera with me at the time.)

This pattern with *it* is a little formal.

There is also the pattern *it looks/seems as if/as though*.

***It looks as if** we're going to get some snow.*

For *It is said that...*, • 109.

- d We can use *it*+ *be* before a phrase in order to emphasize it. • 51(3)

***It's the phone** (not the doorbell) that's out of order.*

- e *It* can also refer to the environment, the weather, the time or distance.

***It's** getting dark. **It** was cold yesterday.*

*Is it five o'clock yet? **It's** only a short walk to the beach.*

## 6 *There* or *it*?

*There* + *be* expresses the fact that something exists or happens. *It* + *be* identifies or describes something, says what it is or what it is like. We use *there* with a noun phrase of indefinite meaning, e.g. *a young lady*, *something*. *It* refers to something definite, e.g. *the young lady*, something known in the situation. *It* can also refer forward to a clause.

*there*

***There's** a young lady at the door.*

(= A young lady is at the door.)

***There's** a wind today.*

(= A wind is blowing.)

***There** weren't any classes.*

(= No classes took place.)

***There** isn't any truth in the story.*

(= The story has no truth in it.)

*it*

***It's** Lorraine.*

(= **The** young lady is Lorraine.)

*Yes, **it's** windy.*

(= **The** weather is windy.)

***It** was Saturday.*

(= **The** day was Saturday.)

***It** isn't true what they say.*

(= **What they say** isn't true.)

# 51 Emphasis

## MUSIC PRACTICE

Susan: *Why weren't you at the music practice yesterday?*

Emma: *I didn't know there was one. How did you find out about it?*

Susan: *It **was you** who told me. Don't you remember? You told me **yourself** last week.*

Emma: *Oh, yes. I'd forgotten. I've got a terrible memory. I thought it was Thursdays, not Tuesdays.*

Susan: *What you need is a **personal organizer**.*

Emma: *I'd only lose it. Are all the practices going to be on Tuesdays?*

Susan: *Yes, and if you want to be in the orchestra, you have to attend.*

Emma: *Oh, I **do want** to be in it. I'd love to play in the orchestra.*

## 1 Emphatic stress

- a We can put emphatic stress on a word to contrast it with something else.

*Are all the practices going to be on Tuesdays? ~ No, they're going to be on Thursdays.*

*I wanted plain paper, not ruled.*

- b We can also use emphatic stress to give extra force to a word expressing an extreme quality or feeling.

*I've got a terrible memory. The talk was extremely interesting.*

*It's a huge building. I'd love a cup of coffee.*

### NOTE

Some words can be repeated for emphasis. They are *very*, *really* and some words expressing quantity and length of time.

*I've been **very very** busy, NOT I've been busy busy.*

*This has happened **many, many** times before.*

*We **waited and waited**, but no one came. We had a **long, long** wait.*

*The noise just went **on and on**.*

We can also sometimes do this with adjectives expressing extreme feelings.

*What a **terrible, terrible** tragedy!*

## 2 The emphatic form of the verb

- a We can stress the auxiliary or the ordinary verb *be*.

*You can dial direct to Brazil. Carlos said you couldn't.*

*I haven't taken your calculator, I tell you. I haven't touched it.*

*Are you tired? ~ Yes, I am. I'm exhausted.*

In a simple tense we use the auxiliary *do*.

*I do want to be in the orchestra. The garden does look nice.*

*I did post the letter. I'm absolutely certain.*

*Do you want to fly in a balloon? ~ No, I don't. The idea terrifies me.*

The emphatic forms emphasize the positive or negative meaning. In the conversation *Music practice* Emma is emphatic that yes, she wants to be in the orchestra.

### NOTE

We can also add emphasis by using adverbs such as *really*, *indeed*, *certainly* and *definitely*.

*The garden **really** does look nice. You can **indeed** dial direct to Brazil.*

- b But sometimes the form emphasizes another part of the meaning rather than yes or no.

We might go away for the weekend. We haven't decided definitely.

(It is possible, not certain.)

I did have a personal organizer, but I lost it.

(in the past, not now)

NOTE

We can stress an ordinary verb to emphasize its meaning.

I've borrowed your calculator. I haven't stolen it.

I wrote the letter. I didn't type it.

### 3 The pattern with *it*

- a In the conversation *Music practice*, Susan wants to emphasize the identity of the person who told her about the practice.

*It was you who told me.*

The pattern is *it + be + phrase + relative clause*. The phrase that we want to emphasize (*you*) comes after *be*.

- b Look at this statement about England's football team.

*England won the World Cup in 1966.*

We can emphasize the subject, object or adverbial.

Subject: ***It was England who won the World Cup in 1966.***

Object: ***It was the World Cup (that) England won in 1966.***

Adverbial: ***It was in 1966 (that) England won the World Cup.***

We use *who*, *which* or *that* with the subject. With an object or adverbial we normally use *that*. (For relative pronouns, • 273.)

We can include a phrase with *not*.

*It was England, not Germany, who won the World Cup in 1966.*

*It was in 1966, not 1970, that it happened.*

NOTE

We can sometimes also emphasize a prepositional object.

*How do you like the choir? ~ It's the orchestra I'm in.*

We can also emphasize a whole clause.

*It was because they were playing in London that England had an advantage.*

- c When a pronoun comes after *be*, it is usually in the object form.

*It was me who told you, remember?*

- d The phrase that we emphasize often relates to what has gone before.

***The Sixties was the decade of the Beatles and Swinging London. And it was in 1966 that England won the World Cup.***

### 4 The pattern with *what*

- a In the conversation *Music practice*, Susan wants to emphasize that Emma needs a personal organizer (and not anything else).

***What you need is a personal organizer.***

We can emphasize the new information with a *what*-clause + *be*. The new information comes after *be*.

## b Look at these examples.

*A technical fault caused the delay.*

*The guests played mini-golf after tea.*

We can emphasize different parts of the sentence.

*What caused the delay was **a technical fault**.*

*What the guests played after tea was **mini-golf**.*

*What the guests did after tea was **(to) play mini-golf**.*

*What happened after tea was **(that) the guests played mini-golf**.*

## NOTE

a We cannot use *who* in this pattern. We must put a noun in front of it.

***The people who** played mini-golf were the guests.*

NOT *Who played mini-golf were the guests.*

b We can emphasize an action, e.g. *What the guests did was **(to) play mini-golf***. Compare these examples with other verb forms.

*What the guests are doing is **playing mini-golf**.*

*What I've done is **sent**/is **(to) send a letter of complaint**.*

*What we could do is **(to) hire a car**.*

c We can sometimes emphasize a prepositional object.

*What I long for is **a little excitement**.*

d We can reverse the order of the what-clause and a noun phrase. Compare the two orders.

*I've got a terrible memory. ~ What you need is **a personal organizer**.*

*They've got some personal organizers here, look. ~ Oh, good. **A personal organizer** is what I need.*

e We can use *when* and *where*.

*1966 was (the year) **when** England won the World Cup.*

*The sports hall is (the place) **where** the students do the examination.*

## 5 Overview: emphasis

	Form	Example
• 51(1)	Emphatic stress	<i>I saw a <b>ghost</b>.</i>
• 51 (2)	Emphatic verb	<i>I <b>did</b> see a ghost.</i>
• 51(3)	<i>It</i>	<i><b>It</b> was a ghost (that) I saw.</i>
• 51 (4)	<i>What</i>	<i><b>What</b> I saw was a ghost.</i>
• 49	Phrase in front position	<i><b>The ghost</b> I clearly saw. <b>The next moment</b> it had disappeared.</i>
• 186(3)	Emphatic pronouns	<i>I saw <b>it myself</b>.</i>
• 26(6c)	<i>On earth/ever</i>	<i>What <b>on earth</b> did you see?</i>
• 212	Adverbs of degree	<i><b>I really</b> saw it. <b>I wasso</b> scared.</i>

# 7

## Spoken English and written English

### 52 Summary

#### Grammar in speech and writing • 53

There is normally more repetition in speech than in writing. In informal speech we often use expressions like *Well..., you know* and *sort of*.

#### Stress and intonation • 54

The voice rises or falls on the new and important information. A rising intonation usually means that the speaker is unsure or that the conversation is incomplete.

#### Weak forms and short forms • 55

In informal English we often use weak forms or short forms of some words. For example *have* has a spoken weak form /v/ and a written short form 've.

#### Punctuation • 56

There are some rules of punctuation, such as how to punctuate correctly between two clauses.

### 53 Grammar in speech and writing

- 1 This is part of a real conversation between three people.

STUCK ON THE UNDERGROUND

Tom: *I had one appointment at nine o'clock, I had another one at ten o'clock, had another one at half past twelve, another one at quarter past four and then I knew I had to be at Pathway at six o'clock, I reckoned. So I timed it -*

Sarah: *These appointments were in town?*

Tom: *Yeah. So I timed it very carefully that I was going to leave at about ten past five - this was in, er, this was in central London. And I reckoned I'd be at Hounslow West just before five to six and I'd jump into a taxi and be at Pathway just after six o'clock. So I got on the Underground at Green Park at about ten past five, no, twenty past five, and erm, we moved along fairly well to Hyde Park Corner and then we moved along about fifty yards and we stopped.*

Simon: *Why was this?*

Tom: *And we were therefor - well, I'm not quite sure, I think there was a train stopped in front of us and we were therefor - really for three quarters of an hour.*

(from M. Underwood *Have you heard?*)

- a A speaker normally uses more words than a writer. For example, Tom repeats some words.

*I had one appointment ...I had another one... had another one... another one...*

In writing we might express the meaning like this.

*I had appointments at nine o'clock, ten o'clock, halfpast twelve and quarter past four.*

Tom uses separate clauses, and this gives him more time to remember the details of what he is saying. It also makes it easier for the listeners to take in the information because it does not come all at once. In writing, more information can be in fewer words.

In speech there are often a number of clauses with *and* one after the other.

*So I got... and we... and then we... and we...*

This is less usual in writing.

- b There are a number of words and phrases used only or mainly in spoken English. For example, the word *well* often comes at the beginning of a clause.

*Well, I'm not quite sure.* (hesitating before answering)

*Well, wasn't that fun!* (expressing feelings)

*Well, I think I've done enough for today.* (changing the topic)

- c There are some vague expressions more typical of speech than writing. For example, a speaker uses *you know* when unsure of the best way to express something.

*I was late for an appointment and I was feeling a bit impatient, you know.*

*Kind of/sort of* is used when a word may not be exactly the right one.

*There was a kind of/sort of sit-in at the college. Some of the students met there to protest about something.*

*The ribbon kind of/sort of slides in here.*

The phrase *or something* makes the meaning more vague.

*There was a sit-in or something at the college.*

*Are you drunk or something?*

In informal speech we can use *thing* or *stuff* instead of a more exact word.

(of a food mixer) *This thing isn't working properly.*

(of luggage) *Put your stuff upstairs.*

- d The speaker sometimes stops to correct things.

*So I got on the Underground at Green Park at about ten past five, no, twenty past five.*

*...at about ten past five, I mean twenty past five.*

The speaker can also stop to go back and explain something that was missed out.

*So I timed it very carefully that I was going to leave at about ten past five - this was in, er, this was in central London.*



## 2 Here is an example of written English.

### CYCLING

*The rising cost of petrol and increasing traffic congestion in towns have brought back for the bicycle some of the popularity it was beginning to lose. Cycling is healthy, practical, and, for many people, a popular recreation.*

(from H. Turner *The Consumer's A-Z*)

This is typical of a written textbook style. A spoken version would be different.

*'Well, the cost of petrol is going up, and there is so much traffic in towns these days, isn't there? And so bicycles have become more popular now after a time when not so many people were using them. I think cycling is good for you, and it's practical, and lots of people enjoy it.'*

One important difference is that a writer often expresses in a noun phrase what a speaker expresses in a clause.

Written

Spoken

*the rising cost of petrol* ' *the cost of petrol is going up*  
*a popular recreation* ' *lots of people enjoy it*'

For more details about nominalization, • 149.

# 54 Stress and intonation

## 1 Stress

In speech some words have greater stress than others; they are spoken with greater force.

*I'll 'see you next 'week.*

*They've 'built an e'normous new 'shopping centre.*

The stress usually falls on the vocabulary items, the nouns, verbs, adjectives and adverbs, e.g. *week*, *built*, *enormous*. It does not usually fall on the 'grammatical words', e.g. *I'll*, *an*.

If the word has two or more syllables, there is still only one stressed syllable, e.g. *e'normous*.

### NOTE

We can give a word extra stress to emphasize it. • 51 (1)

*They've built an enormous new shopping centre.*

## 2 Intonation

### a Syllables with a fall or rise

The voice can rise or fall on a stressed syllable. The greatest movement of the voice is usually on a word near the end of the clause.

*I'll see you next m week.*

*They've built an enormous new m shopping centre.*

*Have we got k time'?*

Here the voice falls on *week* and *shopping* and rises on *time*.

The greatest fall or rise is on the new and important information. Which word is important depends on the context.

*People round here are well off. Our neighbours have just bought a m caravan.  
If you want to know about caravans, ask our neighbours. They've just m bought  
a caravan.*

*I know someone who's got a caravan. Our m neighbours have just bought one.*

### b Intonation in statements and questions

These two sentences are the same except for the intonation.

*I'll see you next m week.*

*I'll see you next k week?*

The intonation shows that the first sentence is a statement and the second a yes/no question. A falling intonation is normal in a statement. A rising intonation means that the speaker is unsure if something is true or not.

A yes/no question asking for information usually has a rising intonation. But a wh-question usually has a falling intonation because it is not about whether something is true or false.

Yes/no: *Will I see you next k week? Do you sell k matches?*

Wh-: *When will I m see you? What does it m cost?*

A fall on a yes/no question sounds abrupt and impatient.

*Are you m ready? Come on, hurry up.*

A rise on a wh-question sounds tentative.

*What are you k doing? Please tell me.*

Requests, suggestions, offers etc in the form of a yes/no question often have a falling intonation.

*Can you pass me the m salt, please? Could you m wait for us?*

The meaning of a tag depends on the intonation. • 34(3)

*You'll be here next week, m won't you? (fairly sure)*

*You'll be here next week, k won't you? (less sure)*

### c Rising intonation in statements

A rising intonation shows that something is incomplete. The rise is not as great as in a yes/no question.

*k Hopefully. (I'll be here next week.)*

*In k my opinion. (it's quite wrong.)*

*If you're k ready. (we can go.)*

Even in a complete sentence, we can use a rising intonation.

*It's a long way to k walk. I like your new k suit.*

The meaning here is that the conversation is incomplete. The speaker expects the listener to respond.

*It's a long way to k walk. (Do you think we ought to go by car?)*

*It's a long way to m walk. (I won't walk, and that's final.)*

The rising intonation makes the statement more like a question. Compare these replies.

*Have you heard the news? ~ k No. (What's happened?)*

*Have you heard the news? ~ m Yes.*

*I've got a new job. ~ Oh, k have you? (Where?)*

*I've got a new job. ~ Oh, m have you?*

The fall suggests that the conversation is complete. In this context it sounds uninterested and so rather impolite.

## 55 Weak forms and short forms

A weak form is a spoken form such as the pronunciation of *am* as /m/ instead of /æm/. Weak forms are normal in speech. A short form is a written form, such as 'm instead of *am* in the sentence *I'm sorry*. We use short forms in informal writing.

	Strong	Weak
Spoken	/æm/	/m/
	Full	Short
Written	<i>am</i>	'm

### 1 Strong and weak forms

- a In speech many words have both strong and weak forms. We use the strong form only in very careful speech, or when the word is stressed.

Strong form /ænd/	Weak form /ən/
<i>Have you got a dog or a cat?</i> ~	<i>Have you got any pets?</i> ~
<i>We've got a dog <u>and</u> a cat.</i>	<i>Yes, we've got a dog <u>and</u> a cat.</i>

- b These are the main weak forms.

Forms of *be*, *have* and the auxiliary *do*

<i>am</i> /əm/ or /m/	<i>be</i> /bɪ/	<i>have</i> /həv/, /əv/ or /v/	<i>do</i> /dʊ/ or /də/
<i>is</i> /z/	<i>been</i> /biːn/	<i>has</i> /həz/, /əz/ or /z/	
<i>are</i> /ə(r)/	<i>was</i> /wəz/	<i>had</i> /həd/, /əd/ or /d/	
	<i>were</i> /wə(r)/		

Modal verbs

<i>can</i> /kən/	<i>will</i> /l/	<i>shall</i> /ʃəl/ or /ʃl/	<i>must</i> /məst/ or /məs/
<i>could</i> /kd/	<i>would</i> /wəd/, /əd/ or /d/	<i>should</i> /ʃd/	

Articles

<i>a</i> /ə/	<i>an</i> /ən/	<i>the</i> /ði/ or /ðə/	<i>some</i> /səm/ or /sm/ ▷ 179(3)
--------------	----------------	-------------------------	------------------------------------

Pronouns and possessives

<i>me</i> /mi/	<i>you</i> /jʊ/	<i>he</i> /hi/ or /ɪ/	<i>she</i> /ʃɪ/	<i>them</i> /ðəm/ or /m/
<i>we</i> /wi/	<i>your</i> /jə(r)/	<i>him</i> /ɪm/	<i>her</i> /hə(r)/ or /ə(r)/	
		<i>his</i> /z/		

Prepositions

<i>at</i> /ət/	<i>of</i> /əv/ or /v/	<i>as</i> /əz/	<i>from</i> /frəm/
<i>to</i> /tʊ/ or /tə/	<i>for</i> /fə(r)/	<i>than</i> /ðən/	

Other words

<i>that</i> /ðət/ (as conjunction or relative pronoun)	<i>and</i> /ænd/, /ən/ or /n/
<i>there</i> /ðə(r)/ ▷ 50(2g)	<i>not</i> /nt/

Some of these words have a written short form, such as *I'm* instead of *I am*. But some weak forms do not: *was*, *you*, *from*, *and*.

## 2 Full forms and short forms

- a In informal writing, some words have a short form.

*Fit a gas wall heater and you'll stop shivering. It'll warm up your bedroom so quickly you won't need a towel. It fits snugly and safely on the wall. And, because it's gas, it's easy to control and very economical.*

(from an advertisement)

Full form: *It is easy to control.*

Short form: *It's easy to control.*

In the short form, we miss out part of a word and use an apostrophe instead. We do not leave a space before the apostrophe.

The short form corresponds to the spoken weak form: /itz/ instead of /it iz/. We use short forms in informal writing such as a letter to a friend. They can also be used in direct speech - in a film script or play, for example, when speech is written down. Full forms are used in more formal writing.

NOTE

We cannot use a short form when the word is stressed. NOT *Yes, it's* as a short answer. But we can use unstressed *n't* in a short answer, e.g. *Wo, it isn't.*

- b In short forms we use 'm (= am), 're (= are), 's (= is/has), 've (= have), 'd (= had/would) and n't (= not) in combination with other words. These are the main short forms.

Pronoun + auxiliary verb

*I'm you're we're they're he's she's it's; I've you've we've they've  
I'd you'd he'd she'd we'd they'd; I'll you'll he'll she'll it'll we'll they'll*

Here/There/That + auxiliary verb

*here's there's there'll there'd that's*

Question word + auxiliary verb

*who's who'll who'd; what's what'll; where's; when's; how's*

Auxiliary verb + not

*aren't isn't wasn't weren't; haven't hasn't hadn't*

*don't doesn't didn't*

*won't /wəʊnt/ wouldn't shan't /ʃɑ:nt/ shouldn't*

*can't /kɑ:nt/ couldn't mightn't mustn't /'mʌsnt/ needn't*

*oughtn't daren't*

A short form can also be with a noun, although this is less common than with a pronoun.

*The bathroom's cold. This heater'll soon warm it up.*

NOTE

- a The short form 's can mean *is* or *has*.

*It's a big house. It's got five bedrooms. (= It is ... It has ...)*

The short form 'd can mean *had* or *would*.

*If you'd asked, you'd have found out. (= If you had asked, you would have found out.)*

- b Sometimes we can shorten a form with *not* in two different ways. The meaning is the same.

*It is not... = It isn't... / It's not...*

*You will not ... = You won't ... / You'll not...*

But *I am not* has only the one short form *I'm not*.

- c In non-standard English there is a short form *ain't* (= am not/is not/are not/has not/have not).

*That ain't right. (= That isn't right.)*

# 56 Punctuation

## 1 The sentence

A sentence ends with a full stop, a question mark or an exclamation mark.

	Punctuation	Example
STATEMENT	Full stop	<i>We've got the best bargains.</i>
IMPERATIVE	Full stop	<i>Send for our brochure today.</i>
QUESTION	Question mark	<i>Have you booked a holiday?</i>
EXCLAMATION	Exclamation mark	<i>What a bargain!</i>

### NOTE

- If a question has no inversion, then we still use a question mark.  
*You've booked a holiday?*
- A request in the form of a question usually has a question mark.  
*Can you send me a brochure, please?*
- There is a question mark after a question tag.  
*It's a bargain, isn't it?*

## 2 Punctuation between main clauses

- There are a number of ways of punctuating two main clauses.

Full stop between separate sentences

*Shakespeare wrote plays. He also acted on the stage.*

Semi-colon between separate clauses

*Shakespeare wrote plays; he also acted on the stage.*

Comma between clauses linked by *and*, *but* or *so*

*Shakespeare wrote plays, and he also acted on the stage.*

No punctuation when the verb follows *and*, *but* or *so*

*Shakespeare wrote plays and acted on the stage.*

A full stop or semi-colon shows that there are two separate pieces of information.

A comma or no punctuation shows the meanings as more closely linked.

- Clauses linked by *and*, *but* or *so* can be without a comma, especially if they are short.  
*He wrote plays, and he also acted.*  
*He wrote plays and he also acted.*  
But if there is no linking word, we must put a full stop or semi-colon.  
NOT *He wrote plays, he also acted.*
- We can use a dash between clauses, but it is rather informal.  
*Shakespeare wrote plays - he also acted on the stage.*  
We can use either a dash or a colon before a clause which is an explanation.  
*The theatre was full - there were several school parties there.*  
*The theatre was full: there were several school parties there.*

### 3 Sub clauses and phrases

The rules about commas with sub clauses and phrases are not very exact. In general, we can use commas around an adverbial phrase or clause. Commas are more likely around longer phrases.

#### a Adverbials

We can use a comma after an adverbial clause or phrase at the beginning of a sentence.

*After the guests had all left, we had to tidy up.*

*After their departure, we had to tidy up.*

*Afterwards, we had to tidy up.*

The comma is more necessary if the adverbial is long. After a short phrase there is often no comma.

*Afterwards we had to tidy up.*

A comma is much less usual when the adverbial comes at the end of the sentence.

*We had to tidy up after the guests had left.*

*We had to tidy up afterwards.*

We do not normally use a comma before an infinitive clause of purpose.

*Lots of people come here to look round the market.*

But commas are usual with linking adverbs, truth adverbs and comment adverbs.

*Yes, I have received your letter.*

*All of us, as a result, were feeling pretty tired.*

*There wasn't much to eat, however.*

*On the whole, the party was a success.*

*Nothing got broken, luckily.*

#### NOTE

a When something is added as an afterthought, we can use a comma, a dash or brackets.

*My husband does the cooking, sometimes.*

*I'd love a holiday- if I could afford it.*

*Everything should be OK (I hope).*

b The name of the reader/listener is separated off by commas.

*I hope to see you soon, Melanie. Dear Alex, Thank you for your letter.*

#### b Noun clauses

A noun clause is not separated off by commas. This rule includes indirect speech.

*It is a fact that there are more cars in Los Angeles than people.*

*We know the earth goes round the sun.*

*Everyone was wondering what to do.*

For direct speech, • (4).

#### c Relative clauses

An identifying relative clause is not separated off.

*People who write plays sometimes act in them too.*

But an adding clause has commas. It can also have dashes or brackets.

*Shakespeare, who wrote many famous plays, also acted on the stage.*

For details about the different kinds of relative clause, • 272(5).

## d Apposition

We sometimes use commas around a phrase in apposition, but not always.

*Irving Berlin, **the famous composer**, couldn't read music.*

**The composer** Irving Berlin couldn't read music.

For details, • 14.

## e Phrases which explain

A dash or colon comes before a phrase which explains, which adds the missing information.

*Only one American President has been unmarried- **James Buchanan.***

*The product is available in three colours: **white, green and blue.***

## f Lists

In a list of more than two noun phrases, we use commas. The last two items are linked by *and* or *or*, often without a comma.

*The official languages of the United Nations are **Chinese, French, Spanish, Russian** (,) **and English.***

NOTE For details about adjectives, e.g. *a narrow, steep, winding road*, • 202.

## 4 Direct speech

Direct speech means reporting someone's words by repeating them exactly. In this story a policeman called Hawes wants to question someone.

*He knocked again, and this time a voice said, 'Who's there?' The voice was pitched very low; he could not tell if it belonged to a man or a woman.*

*'Charlie?' he said.*

*'Charlie ain't here right now,' the voice said. 'Who's that, anyway?'*

*'Police officer,' Hawes said. 'Mind opening the door?'*

*'Go away,' the voice said.*

*'I've got a warrant for the arrest of Charles Harrod,' Hawes lied. 'Open the door, or I'll kick it in.'*

(from Ed McBain *Bread*)

Direct speech is inside quotation marks, also called 'quotes' or 'inverted commas'. Single quotes are more usual than double ones.

*'Police officer,' he said. / "Police officer, he said.*

We use a phrase like *he said*, separated by a comma (or a colon), to identify the speaker. This usually comes after the direct speech, but it can come first.

*'Police officer,' Hawes said.*

*Hawes said, 'Police officer.' / Hawes said: 'Police officer.'*

When the direct speech is longer, we can mention the speaker in the middle of it.

*'Open the door,' he said, 'or I'll kick it in.'*

## NOTE

a We can also use quotes around a word or phrase to show that it was first used by someone else.

*The so-called 'hotel' was just an old shed.*

*All Americans have the right to 'life, liberty and the pursuit of happiness.'*

b For inversion, e.g. *said Hawes*, • 265(4).

## 5 The hyphen

The rules about when to use a hyphen are not very exact. In general, hyphens are used less in the USA than in Britain.

- a The hyphen shows that two words belong together. It is usual in compound expressions before a noun.

***gale-force** winds      a **no-strike** agreement*  
*a **record-breaking** performance      the **long-awaited** results*  
***Anglo-Irish** talks      **out-of-date** attitudes      a **ten-mile** walk*  
*a **thirty-year-old** mother      offour*

But when these words come after the verb, they are usually separate words.

*winds reaching **galeforce**      attitudes that are **out ofdate***

- b We also use a hyphen in compound numbers below 100 and in fractions.

***forty-seven**      five hundred and **eighty-nine**      one and **three-quarters***

- c With compounds of two nouns these are the possibilities.

One word: *motorway*      Hyphen: *motor-scooter*      Two words: *motor car*

Some compounds can be written more than one way, e.g. *phone card/phone-card/phonecard*. Most compounds are written either as one word or as two. If you are unsure, it is safer not to use a hyphen.

But we often use hyphens with these types of compound noun.

Noun + gerund, e.g. *stamp-collecting, windsurfing*

Verb + adverb, e.g. *take-off, a walk-out*

Letter + noun, e.g. *an X-ray*

- d We sometimes use a hyphen after a prefix, e.g. *non, pre, anti, semi*.

*a **non-violent** protest      a **pre-cooked** meal*

But there are no exact rules, and we often write such words without a hyphen.

***antisocial** attitudes      sit in a **semicircle***

For more examples, • 284.

### NOTE

a We do not normally use a hyphen after *un, in* or *dis*, e.g. *unfriendly, invisible, disorder*.

b We use a hyphen when the prefix comes before a capital letter.

***anti-British** feeling      the **Trans-Siberian** Railway*

c A hyphen also comes between two vowels which are the same, e.g. *re-enter, co-operate*.

- e We use a hyphen when a word is divided between one line of print or handwriting and the next.

*...It is important to **under-**  
**stand** that the computer...*

There are rules about where to divide a word. Some dictionaries mark the places like this: **un-der-stand**.



## 6 Capital letters

We use a capital letter in these places,

- a At the beginning of a sentence,
- b For the pronoun *I*.
- c With the names of people: *Jason Donovan*, *Agatha Christie*. Titles also have a capital: **Doctor Owen**, **Mrs Whitehouse**, **Uncle William**.

NOTE

Words like *doctor* and *father* have a capital when they are a title, or when we use them to address someone.

Talking to someone	Talking about someone
<i>Mrs Whitehouse</i>	<i>Mrs Whitehouse</i>
<i>Doctor Owen/Doctor</i>	<i>Doctor Owen/the doctor</i>
<i>Professor Jones</i>	<i>Professor Jones/the professor/the Professor</i>
<i>Father/Dad</i>	<i>my father/my dad/my Dad</i>
<i>Grandma</i>	<i>my grandma/my Grandma/Grandma</i>
<i>Uncle William</i>	<i>my uncle/Uncle William/my Uncle William</i>

- d With the names of places: *Australia*, *New York*, *Oxford*. When a noun is part of a name, it has a capital letter too: *the River Aire*, *the Humber Bridge*, *Fifth Avenue*, *Paddington Station*.
- e With some expressions of time such as the names of days and months: *Tuesday*, *April*; special days: *New Year's Day*, *Easter Sunday*; historical periods and important events: *the Modern Age*, *the First World War*.
- f With nationality words: *a French singer*, *I'm learning Greek*.
- g With the titles of books, newspapers, films and so on: *Animal Farm*, *The Daily Telegraph*.  
NOTE In titles, grammatical words often have a small letter: *Strangers oka Train*.
- h In most abbreviations which are formed from the first letters of each word in a phrase: *the BBC (British Broadcasting Corporation)*.

# 8

## The verb phrase

### 57 Summary

#### Verb forms • 58

Verbs have the following forms: a base form (e.g. *look*), an s-form (*looks*), a past form (*looked*), an ing-form (*looking*) and a past/passive participle (*looked*).

#### Finite and non-finite verbs • 59

A finite verb phrase is one that can be the main verb of a sentence. A non-finite verb is an infinitive, gerund or participle.

#### The structure of the verb phrase • 60

A finite verb phrase can be an ordinary verb on its own.

*Your hair looks nice.*

There can be one or more auxiliaries before the ordinary verb.

*I have looked everywhere.*

*We are looking for the key.*

*You should have looked in the drawer.*

#### Meaning in the verb phrase • 61

The choice of tense and auxiliaries depends on meaning - what happens and how we see it.

#### Action verbs and state verbs • 62

There are action verbs (e.g. *walk*, *make*) and state verbs (e.g. *own*, *like*). State verbs are not normally continuous.

### 58 Verb forms

#### MODERN CRIME DETECTION

*If you **leave** valuable articles in a changing room, it **is** quite likely that someone **will steal** them while you **are playing** tennis or whatever. A few years ago, police in a Yorkshire town **were informed** by a local sports club that all kinds of things **kept disappearing** from the men's changing room, and the club **were anxious to stop** it. 'This **has gone** on for too long,' **said** the club chairman.*

*The police **took** immediate action. They **installed** a secret video camera so that they **could find** out what **was happening**, and a few days later they **played** back the video at police headquarters, eager **to see** the thief **filmed** in the act. All it **showed**, however, **was** a naked policeman, a member of the club, **looking** for his clothes, which **had been stolen**.*

- 1 Verbs have the following forms.

	Regular verbs	Irregular verbs
Base form	<i>play</i>	<i>steal find</i>
S-form	<i>plays</i>	<i>steals finds</i>
Past form	<i>played</i>	<i>stole found</i>
Ing-form	<i>playing</i>	<i>stealing finding</i>
Past/passive participle	<i>played</i>	<i>stolen found</i>

- 2 Some of the verb forms have more than one use.

Base form:	Imperative	<b><i>Play</i></b> tennis with me.
	Present tense	You <b><i>play</i></b> very well.
	Infinitive	I'd like to <b><i>play</i></b> .
S-form:	Present tense (3rd person singular)	Simon <b><i>plays</i></b> very well.
	Past form:	Past tense
Ing-form:	Gerund	<b><i>Playing</i></b> tennis is fun.
	Active participle	You're <b><i>playing</i></b> very well.
Past/passive participle:	Past participle	They've <b><i>played</i></b> back the film.
	Passive participle	The film was <b><i>played</i></b> back.

## 59 Finite and non-finite verbs

- 1 A finite verb phrase is one that can be the main verb of a sentence. A non-finite verb phrase is an infinitive, gerund or participle.

	Finite	Non-finite
<i>you</i>	<b><i>leave</i></b>	<i>kept</i> <b><i>disappearing</i></b>
<i>it</i>	<b><i>is</i></b>	<i>anxious</i> <b><i>to stop</i></b>
<i>someone</i>	<b><i>will steal</i></b>	<i>see the thief</i> <b><i>filmed</i></b>
<i>you</i>	<b><i>are playing</i></b>	
<i>the police</i>	<b><i>were informed</i></b>	

### NOTE

A form with *ed* can be finite or non-finite, depending on the context.

*They **filmed** the thief.* (past tense - finite)

*They saw the thief **filmed** in the act.* (participle - non-finite)

- 2 A finite verb phrase can come in a main clause or a sub clause.

*The police **took** action.*

*We were pleased when the police **took** action.*

A non-finite verb comes only in a sub clause.

*We wanted the police **to take** action.*

*We approved of the police **taking** action.*

*We approved of the action **taken** by the police.*

Sometimes there are two verb phrases together, a finite one and then a non-finite one.

*The police **wanted to take** action.*

*Things **kept disappearing** from the changing room.*

For the to-infinitive and gerund in these patterns, • 121.

## 60 The structure of the verb phrase

- 1 In a finite verb phrase there are a number of choices.

Tense:	Past or present?	<i>It showed</i> or <i>It shows</i>
Modal:	Modal or not?	<i>They could find</i> or <i>They found</i>
Aspect:	Perfect or not?	<i>It has gone</i> or <i>It goes</i>
	Continuous or not?	<i>It was happening</i> or <i>It happened</i>
Voice:	Passive or active?	<i>They were informed</i> or <i>He informed them</i>

For meanings, • 61.

- 2 In the verb phrase there is always an ordinary verb. There may be one or more auxiliaries in front of it.

	Auxiliary verb(s)	Ordinary verb	
<i>you</i>		<i>leave</i>	<i>valuable articles</i>
<i>the police</i>		<i>arrived</i>	
<i>someone</i>	<b>will</b>	<i>steal</i>	<i>them</i>
<i>this</i>	<b>has</b>	<i>gone</i>	<i>on too long</i>
<i>he</i>	<b>was</b>	<i>looking</i>	<i>for his clothes</i>
<i>the police</i>	<b>were</b>	<i>informed</i>	
<i>the camera</i>	<b>should have</b>	<i>worked</i>	
<i>someone</i>	<b>has been</b>	<i>taking</i>	<i>things</i>
<i>a man</i>	<b>is being</b>	<i>questioned</i>	<i>by police</i>
<i>his clothes</i>	<b>had been</b>	<i>stolen</i>	
<b>I</b>	<b>must have been</b>	<i>dreaming</i>	

If there is no auxiliary, the verb is in a simple tense: *leave* (present simple), *arrived* (past simple).

Auxiliary verbs come in this order:

modal verb - *have* - *be* (continuous) - *be* (passive)

The auxiliary verb affects the form of the next word, whether the next word is another auxiliary or an ordinary verb.

Modal verb + base form: *will steal, should have worked*

*have* + past participle: *has gone, has been taking, have worked*

*be* + active participle: *was looking, has been taking*

*be* + passive participle: *were informed, had been stolen*

The first word of the verb phrase is present or past, e.g. *leave* (present), *arrived* (past), *has* (present), *was* (past). The exception is modal verbs, which do not usually have a tense. Sometimes the first word agrees with the subject: *you leave/he leaves*. • 150

### NOTE

a The perfect, the continuous and the passive do not usually all come in the same phrase. A sentence like *It might have been being played* is possible but unusual.

b *Be* and *have* can be ordinary verbs. • 82

*The money was in the changing room. The club has a chairman.*

c An adverbial can come inside the verb phrase. • 208 (4)

*Someone will probably steal them. A man is now being questioned.*

d For the imperative, e.g. **Play** something for me, • 19.

For emphatic *do* + base form, e.g. *You did play yesterday*, • 51(2).

- 3 The (first) auxiliary is important in negatives and questions. In negatives, the auxiliary has *not after it*. • 17(2)

*They **haven't** played the video.*

In questions the auxiliary comes before the subject. • 23

***Have** they played the video?*

In simple tenses, the auxiliary is *do*.

*They **didn't** play the video. **Did** they play the video?*

## 61 Meaning in the verb phrase

### A NEW FLAT

Ian: *How's your new flat?*

Jason: *Oh, it's okay, thanks. We've **been** there a month now, and I think we're **going to like** it. **We're decorating** at the moment. You **must come** and see us when we've **finished**.*

Ian: *Thanks. That'd **be** nice. You **were** lucky to find somewhere.*

Jason: *Yes, we **were getting** pretty desperate. We'd **been looking** for ages and **couldn't find** anywhere. The flat wasn't **advertised**. We **heard** about it through a friend. It's quite convenient too. We **get** the train to work.*

Ian: *What floor is the flat on?*

Jason: *Well, we **live** right at the top, but there **are** only four floors. If there **was** a lift, it **would be** perfect.*

### 1 Tense

The first word of a finite verb phrase is either present or past. Usually the tenses mean present time and past time, 'now' and 'then'.

Present: ***I think** we're going to like it.*

*We **live** right at the top.*

Past: *We **heard** about it through a friend.*

*We **were** getting pretty desperate.*

#### NOTE

In some contexts the choice of present or past depends on the speaker's attitude.

*Have you a moment? **I want** to ask you something.*

*Have you a moment? **I wanted** to ask you something.*

Here the present tense is more direct. The past tense is more distant. It makes the request more tentative and so more polite. For these tenses in conditional clauses, • 257(4c).

### 2 Modal verbs

With modal verbs we can express ideas such as actions being possible or necessary.

*We **couldn't** find anywhere. You **must** come and see us.*

For the meaning of modal verbs, • 102.

### 3 The perfect

These verb phrases have perfect aspect.

*We **have just finished** the decorating.*

*We **have been** there a month now.*

*We **had been** looking for ages.*

The perfect means 'up to now' or 'up to then'. The decorating came to an end in the period leading up to the present time.

We can sometimes choose the present perfect or the past simple, depending on how we see the action. • 65

*We've **finished** the decorating.* (in the period up to now)

*We **finished** the decorating.* (in the past)

## 4 The continuous

These verb phrases are continuous (sometimes called 'progressive').

*We **are decorating** at the moment.*

*We had **been looking** for ages.*

*We **were getting** pretty desperate.*

The continuous means 'for a period of time'. We are in the middle of decorating; the search for the flat went on for a period of time.

Sometimes the use of the continuous depends on how we see the action. We do not use the continuous if we see the action as complete.

Period of time: *We had **been looking** for ages.*

Complete action: *We had **looked** everywhere.*

State verbs (e.g. *know*) are not normally continuous. • 62

For present continuous and simple, • 64.

## 5 The passive

We use the passive when the subject is not the agent but what the action is directed at. • 103

*The flat **wasn't advertised**.*

In the conversation *A new flat*, Jason chooses a passive sentence here because *the flat* is the best subject. It relates to what has gone before.

# 62 Action verbs and state verbs

1 Verbs can express actions or states.

Actions

States

*Jane **went** to bed.*

*Jane **was** tired.*

***I'm buying** a new briefcase.* ***I need** a new briefcase.*

***I lent** Jeremy five pounds.* *Jeremy **owes** me five pounds.*

An action means something happening, something changing. Action verbs are verbs like *do, go, buy, play, stop, take, decorate, say, ask, decide* etc.

A state means something staying the same. These verbs are state verbs:

<i>adore</i>	<i>depend</i>	<i>doubt</i>	<i>lack</i>	<i>owe</i>	<i>seem</i>
<i>be</i>	<i>deserve</i>	<i>envy</i>	<i>like</i>	<i>own</i>	<i>understand</i>
<i>believe</i>	<i>desire</i>	<i>exist</i>	<i>love</i>	<i>pity</i>	<i>want</i>
<i>belong to</i>	<i>despise</i>	<i>hate</i>	<i>matter</i>	<i>possess</i>	<i>wish</i>
<i>consist of</i>	<i>detest</i>	<i>intend</i>	<i>mean</i>	<i>prefer</i>	
<i>contain</i>	<i>dislike</i>	<i>know</i>	<i>need</i>	<i>resemble</i>	

Most action verbs refer to physical actions, but some are verbs of reporting (*say*) or verbs of thinking (*decide*). State verbs express meanings such as being, having, opinions and feelings.

- 2 We can use action verbs with the continuous, but state verbs are not normally continuous.

*We are decorating the flat, but NOT We are owning the flat.*

Some state verbs cannot be passive. • 104(6b)

- 3 Some verbs have different meanings. One meaning can be an action and another meaning can be a state.

#### Actions

*We're **having** lunch now.*

(action-'eating')

*We're **thinking** about moving.*

(action - 'deciding')

*Jeff **tasted** the soup.*

*expect/**expecting** trouble*

*imagine/**imagining** the result*

*care/**caring** for the sick*

*admire/**admiring** the view*

(= looking at it with pleasure)

*look/**looking** at a picture*

*smell/**smelling** the powder*

*appear/**appearing** in a film*

*measure/**measuring** the door*

*weigh/**weighing** the luggage*

*fit/**fitting** a new switch      **fit***

*cost/**costing** a project*

#### States

*We **have** a big kitchen.*

(state-'own')

***I think** we ought to move.*

(state - 'believe')

*The soup **tasted** like water.*

***expect** so (= believe)*

***imagine** so (= believe)*

*not **care** what happens*

***admire** someone's courage*

(= approve of)

***look** lovely*

***smell** strange*

***appear** perfectly calm*

***measure** two metres*

***weigh** ten kilos*

*perfectly*

***cost** a lot of money*

We can use the continuous with some state verbs if we see something as active thinking or feeling for a period of time, rather than a permanent attitude.

*I love holidays. (permanent attitude)*

*I'm loving every minute of this holiday. (active enjoyment)*

Here are some more examples.

*How **are** you **liking** the play? ~ Well, it's all right so far.*

*We **were expecting** visitors.      You're **looking** pleased with yourself.*

*This holiday **is costing** me a lot.      I'm **hoping** to get a job.*

*Be can be an action verb meaning 'behave'. • 84(3)*

*The dog **was being** a nuisance, so we shut him out.*

#### NOTE

a *Mean* (= have the meaning) is always a state verb.

*What **does** this word **mean**?*

b *Enjoy* expresses an action.

*I'm **enjoying** the party. NOT I enjoy the party.*

- 5 Some verbs always express states and so cannot be continuous.

*At the moment the building **contains** some old machinery.*

***I know** the town quite well now.*

These verbs are *belong to, consist of, contain, depend on, deserve, desire, know, matter, own, possess, prefer, seem.*

NOTE

The expression *get to know* can be continuous.

***I'm getting** to know the town quite well.*

- 6 *Hurt, ache* and *feel* can be simple or continuous with little difference in meaning.

*My arm **hurt/was hurting**. **I feel/I'm feeling** depressed.*

- 7 We often use *can* and *could* for perceptions.

*I **can see** something under the sofa.*

*We **could hear** music. **I can smell** something burning.*

*Sam **could feel** the weight of the rucksack.*

We do not normally use the continuous. NOT *I'm seeing something.*

We can use the past simple when the thing that we saw or heard was a complete action.

*We **saw** a magnificent sunset.*

*Tom **heard** the whole story.*

*They **felt** the building shake.*

*Smell, taste* and *feel* as action verbs express a deliberate action.

*Steve **picked up** the bottle and **smelted** the milk.*

*When we arrived, people **were** already **tasting** the wine.*

*Judy **was feeling** her way in the dark.*

NOTE

a *See* (= meet) is an action verb, and *see* (= understand) is a state verb.

***I'm seeing** the doctor in half an hour.*

*You put the cassette in here, like this. ~ Oh, I see.*

b *Look* (at something), *watch* and *listen* are action verbs.

*We looked/We **were looking** at the sunset.*

c *Feel* (= believe) is a state verb.

*I **feel** we should discuss the matter.*



# 9

## Verb tenses and aspects

### 63 Summary

A finite verb phrase is present tense or past tense. It can also have perfect aspect (*have*+ past participle) or continuous aspect (*be* + *ing*-form). The tenses and aspects can combine in the following ways.

#### Present continuous and present simple • 64

*We **are playing** cards now.*

*We **play** in the orchestra every week.*

#### Present perfect and past simple • 65

*We **have played** two games already.*

*We **played** tennis yesterday.*

#### Past continuous • 66

*We **were playing** cards at the time.*

#### Present perfect continuous • 67

*We **have been playing** cards all evening.*

#### Past perfect and past perfect continuous • 68

*We **had played** the game before then.*

*We **had been playing** for ages.*

#### OVERVIEW: uses of tenses and aspects • 69

Each of the eight forms above has a different meaning, depending on such things as the time and length of an action, and how the speaker sees it.

### 64 Present continuous and present simple

MACBETH

Andrew: *What **are** you **reading**?*

Sadie: *'Macbeth'. We're **doing** it in English. Our class **is going** to the theatre to see it next week. Mr Adams **is taking** us.*

Andrew: *What's it about?*

Sadie: *Well Macbeth **murders** the King of Scotland. But it **doesn't do** him any good.*

Andrew: *Mr Davis **takes** us for English. We **aren't doing** Shakespeare though.*

Sadie: *Mr Adams **loves** Shakespeare. He's always **quoting** bits at us. Shakespeare **is** England's greatest writer, he **says**.*

### 1 Form

Present continuous: present of *be* + active participle      Present simple: base form/s-form

#### *I am reading*

*you/we/they are reading*  
*he/she it is reading*

*I/you/we/they read*  
*he/she/it reads*

#### Negative

#### *I am not reading*

*you/we/they are not reading*  
*he/she/it is not reading*

*I/you/we they do not read*  
*he/she/it does not read*

#### Questions

#### *am I reading?*

*are you/we/they reading?*  
*is he/she it reading?*

*do I/you/we/they read?*  
*does he/she/it read?*

In present simple questions and negatives we use *do/does* and the base form of the verb.

NOT *He does not reads* and NOT *Does he reads?*

#### NOTE

- There are some spelling rules for the participle.  
Leaving out *e*: *lose losing* • 292(1)  
Doubling of some consonants: *stop stopping* • 293
- There are some spelling rules for the s-form.  
Adding *es* after a sibilant sound: *push pushes* • 290(1)  
*Y* changing to *ie*: *hurry hurries* • 294
- For pronunciation of the *s/es* ending, • 290(3).

### 2 Use

- a An action continuing for a period

We use the present continuous for a present action over a period of time, something that we are in the middle of now. The action has started but it hasn't finished yet.

*What are you reading?* 'Macbeth'. ~ *It's raining now, look.*

*Hurry up. Your friends are waiting for you. I'm just ironing this shirt.*

Some typical time expressions with the present continuous are *now, at the moment, at present, just, already* and *still*.

We need not be doing the action at the moment of speaking.

*I'm reading an interesting book. I can't remember what it's called.*

*We'd better get home. We're decorating the living-room at the moment.*

- b A state

We normally use the present simple for a present state: a feeling, opinion or relation.

*Mr Adams loves Shakespeare. I think it's a good idea.*

*Who knows the answer? This book belongs to my sister.*

*Silicon is a chemical element. York lies on the River Ouse.*

#### NOTE

We use the present simple for permanent states. With temporary states, states which go on only for a short time, we can sometimes use the present continuous. For details, • 62.

*The weather looks/is looking better today.*

## c Repeated actions

We use the present simple for repeated actions such as routines and habits, things that happen again and again. We see the series of actions as permanent, without end.

*Bob works in Avonmouth. He usually **drives** to work.*

*We **do** lots of things in our spare time.*

*I **don't** often **see** Sarah.*

*The old man **takes** the dog for a walk every morning.*

Typical time expressions with the present simple are *always, often, usually, sometimes, ever/never; every day/week etc; once/twice a week etc; on Friday(s) etc; in the morning(s)/evening(s), at ten o'clock etc.*

We also use the present simple for permanent facts, things that always happen.

*Food **gives** you energy. Paint **dries** quicker in summer.*

But we use the present continuous when a series of actions is temporary, only for a period of time.

*My car's off the road. I'm **travelling** to work by bus this week.*

*We're **doing** 'Macbeth' in English.*

*Bob's **working** in Avonmouth at the moment. But they may be moving him to head office in Birmingham.*

## NOTE

a We use the present simple to talk about a permanent routine, whether or not the action is happening at the moment.

*You're walking today. ~ Yes, I quite often **walk** to work.*

*You're walking today. You usually **drive**, don't you?*

b We use the present continuous to say that we are regularly in the middle of something.

*At seven we're usually **having** supper. (= At seven we're in the middle of supper.)*

Compare the present simple for a complete action.

*At seven we usually **have** supper. (= Seven is our usual time for supper.)*

We can talk about two actions.

*Whenever I see Graham, he's **swearing** at a track suit.*

*I like to listen to music when I'm **driving**.*

c We can also use the present simple to say what is the right way to do something.

*You **turn** left at the church. You **put** your money in here.*

d The present continuous with *always*

There is a special use of *always* with the continuous.

*They're **always giving** parties, those people next door.*

*I'm **always losing** things. I can never find anything.*

*Mr Adams is **always quoting** bits of Shakespeare.*

In this pattern *always* means 'very often' or 'too often'.

Compare these sentences.

*Our teacher **always gives** us a test. (= every lesson)*

*Our teacher is **always giving** us tests. (= very often)*

## e An instant action

The present simple is also used to describe actions as they happen, for example in a commentary.

*Hacker **passes** the ball to Short. Short **moves** inside, but Burley **wins** it back for United.*

The speaker sees these actions as instant, happening in a moment. For actions over a period, we use the continuous.

*United **are playing** really well now. The crowd **are cheering** them on.*

We can also use the present (instead of the past) to tell a story. It makes the action seem more direct, as if happening now.

*I'm standing outside the bank, and a man conies up to me and grabs hold of my arm.*

We also use the present for actions in films, plays and books.

*Macbeth murders the King of Scotland, who is staying at his castle.*

NOTE

- a We can also use the present simple with a performative verb, e.g. *promise*. • 16(3)  
*I promise I won't forget. I suggest we go. Yes, I agree.*
- b For the present simple after *here/there*, • 49(3b).
- c The present simple is used in headlines for a recent action: *Railfares go up*.  
In normal style we use the present perfect: *Railfares have gone up*.

f Verbs of reporting

We can report the written word with a present simple verb. We see the written statement as existing in the present.

*It says/ said in the paper that there's going to be a strike.*  
*The notice warns passengers to take care.*  
*The letter explains everything.*

We can also do this with reports of spoken words that we have heard recently. • 268(1a)

*Shakespeare is England's greatest writer, Mr Adams says I said.*

g The future

We can use the present continuous to talk about what someone has arranged to do and the present simple for actions and events which are part of a timetable. • 73

*Sadie is coming to stay with us next week.*  
*The ferry gets into Rotterdam at six o'clock tomorrow morning.*

We also use the present simple in some sub clauses of future time. • 77

*If you need any help tomorrow, let me know.*

## 65 Present perfect and past simple

THE SKI SHOP

Debbie: *Have you seen the ski shop that's just opened in the High Street?*

Nicola: *Yes, it opened last week, didn't it? I haven't been in there yet.*

Debbie: *I went in yesterday. It's really good. I bought some gloves. We're going to Italy next winter, and I can buy clothes there.*

Nicola: *I haven't skied for ages actually. I've got some skis - I've had them for years. I used to ski a lot when I was younger.*

Debbie: *Where did you go?*

Nicola: *We went to Austria a few times.*

Debbie: *I've been to Scotland twice, but I've never done any skiing abroad. I'm really looking forward to Italy.*

# 1 Form

Present perfect:  
present of *have* + past participle

*I/you/we/they have opened*  
*he/she/it has opened*

Negative

*I/you/we/they have not opened*  
*he/she/it has not opened*

Questions

*have I/you/we/they opened?*  
*has he/she/it opened?*

Past simple:  
past form

*someone opened*

*someone did not open*

*did someone open?*

Some participles and past forms are irregular, e.g. *seen, bought*. • 300

The perfect auxiliary is always *have*.

NOT *They arc opened the shop* and NOT *I am hurt myself*.

In past simple questions and negatives we use *did* and the base form of the verb.

NOT *It did not opened* and NOT *Did it opened?*

NOTE

a There are some spelling rules for the *ed*-form.

Adding *d* after *e*: *dose closed* • 291 (1)

Doubling of some consonants: *stop stopped* • 293

*Y* changing to *i*: *hurry hurried* • 294

b For pronunciation of the *ed* ending, • 291 (2).

# 2 Use of the present perfect

The present perfect tells us about the past and about the present. We use it for an action in the period leading up to the present.

*The shop has just opened.*     *The visitors have arrived.*

*The post hasn't come yet.*     *Have you ever ridden a horse?*

*The visitors have arrived* means that the visitors are here *now*.

We can also use the present perfect for repeated actions.

*Debbie has been to Scotland twice.*     *I've ridden lots of times.*

*We've often talked about emigrating.*

We can also use the present perfect for states.

*I've had these skis for years.*     *The shop has been open a week.*

*I've always known about you and Diana.*

Some typical time expressions with the present perfect are *just, recently, lately, already, before, so far, still, ever/never, today, this morning/evening, for weeks/years, since 1988*. Some of these are also used with the past simple. • (5)

NOTE For *been to* and *gone to*, • 84(6).

### 3 Use of the past simple

- a We use the past simple for an action in the past.

*The shop **opened** last week. I **bought** some gloves yesterday.*

*The earthquake **happened** in 1905. I **sleep** badly.*

*When **did** the first Winter Olympics **take** place?*

The time of the action (*last week*) is over.

The past is the normal tense in stories.

*Once upon a time a Princess **went** into a wood and **sat** down by a stream.*

Some typical time expressions with the past simple are *yesterday, this morning/evening, last week/year, a week/month ago, that day/afternoon, the other day/week, at eleven o'clock, on Tuesday, in 1990, just, recently, once, earlier, then, next, after that*. Some of these are also used with the present perfect. • (5)

NOTE

- a With the past simple we often say *when* the action happened.

*I **bought** some gloves **yesterday**.*

*I **went** in the shop **yesterday**. It's really good. I **bought** some gloves.*

It is clear from the context that the action *bought* happened yesterday.

Sometimes there is no phrase of time, but we understand a definite time in the past.

*I **didn't** eat any breakfast. My sister **took** this photo.*

- b A phrase with *ago* means a finished time. It does not include the present, even though we measure it from the present. Compare these sentences.

*I **saw** that film on Wednesday **two days ago**.*

*I **ve seen** that film.*

- b We can also use the past simple for repeated actions.

*We **went** to Austria a few times. The children always **played** in the garden.*

We can also use the past simple for states.

*I **was** younger then. The Romans **had** a huge Empire.*

*We **stayed** on the Riviera for several weeks.*

NOTE

- a There are other ways of expressing repeated actions in the past. • 100

*We **used to** go to Austria. The children **would** always play in the garden.*

- b For the past tense in a tentative request, e.g. *I **wanted** to ask you something*, • 61(1) Note.

For the past tense expressing something unreal, e.g. *I wish I **had** more money*, • 241(3).

For the past tense expressing a possible future action, e.g. *If I **told** you, you'd laugh*, • 257(4c).

### 4 Present perfect or past simple?

- a The choice depends on whether the speaker sees the action as related to the present or as in the past.

*The shop **has just opened**.*

*The shop **opened** last week.*

The two sentences can refer to the same action. The present perfect tells us something about the present: the shop is open now. But the past simple means a finished time (*last week*). It does not tell us about the present.

Present: *The shop **has just opened**. (So it's open now.)*

Past: *The shop **opened** last week. It's doing very well.*

*The shop **opened** last week. Then it closed again two days later.*

Present: *The car **has broken** down. (So I have no transport now.)*

Past: *The car **broke** down. It's still off the road.*

*The car **broke** down. But luckily we got it going again.*

- b When we use the present perfect for a state, it means that the state still exists now. If the state is over, we use the past.  
*I've had these skis for years.*  
*I had those skis for years. (Then I sold them.)*  
*I've been here since three o'clock.*  
*I was there from three o'clock to about five. (Then I left.)*  
 Compare the past simple for an action.  
*I bought these skis years ago. I arrived here at three o'clock.*
- c When we use the present perfect for repeated actions, it means that the action may happen again. The past simple means that the series of actions is over.  
*Gayle has acted in more than fifty films. (Her career has continued up to now.)*  
*Gayle acted in more than fifty films. (She is dead, or her career is over.)*
- d Look at this news report.  
*There has been a serious accident on the M6. It happened at ten o'clock this morning near Preston when a lorry went out of control and collided with a car...*  
 The present perfect is used to give the fact of the accident and the past simple for details such as when and how it happened. We often use the present perfect to first mention a topic and the past simple for the details.  
*I've just been on a skiing holiday. ~ Oh, where did you go?*  
*Have you sent in your application? ~ Yes, I sent it in ages ago.*

## 5 Adverbials of time with the present perfect and past simple

Some adverbials used with both forms are *just, recently, already, once/twice* etc, *ever/never, today, this morning/week* etc and phrases with *for* and *since*. For American usage, • 303(6).

- a With *just* and *recently* there is little difference in meaning.  
*I've just heard the news. I just heard the news.*  
*We've recently moved house. We recently moved house.*  
 Compare these examples with *already*.  
*I've already heard the news. (before now)*  
*I already knew before you told me. (before then)*
- b *Once, twice* etc with the present perfect means the number of times the action has happened up to now.  
*We've been to Scotland once/lots of times.*  
*This is the third time my car has broken down this month.*  
 With the simple past *once* usually means 'at a time in the past'.  
*We went to Scotland once.*  
*Ever/never* with the present perfect means 'in all the time up to now'. With the simple past it refers to a finished period.  
*Have you ever visited our showroom?*  
*Did you ever visit our old showroom?*
- c We can use *this morning, this afternoon* and *today* with the present perfect when they include the present time. When the time is over, we use the past.  
*It has been windy this morning. (The morning is not yet over.)*  
*It was windy this morning. (It is afternoon or evening.)*

With *today* there is little difference in meaning.

*It has been windy today.* (The day is not yet over.)

*It was windy today.* (The day is over.)

Both sentences are spoken late in the day. The second must be in the evening. The speaker sees the day as over.

We use the present perfect with *this week/month/year* when we mean the whole period up to now.

*I've seen a lot of television this week.*

We use the simple past for one time during the period.

*I saw an interesting programme this week.*

We might say this on Friday about something two or three days earlier.

We often use the negative with phrases of unfinished time.

*It hasn't been very warm today.*

*I haven't seen much television this week.*

- d We often use *for* and *since* with the negative present perfect.

*I haven't skied for years. I haven't skied since 1988.*

We can also use *since* with a clause.

*I haven't skied since I was twelve.*

Compare the past simple.

*I last skied years ago/in 1988/when I was twelve.*

We can also use a phrase with *for* with the past simple to say how long something went on.

*I skied for hours.*

#### NOTE

- a We can use a pattern with *it* to emphasize the time.

*It's years since I skied/I've skied. It was in 1988 (that) I last skied.*

- b *I've been here (for) a month* means that I arrived here a month ago. *I am here for a month* means that I have arranged to stay here for a month in total.

## 66 Past continuous

### AN UNIDENTIFIED FLYING OBJECT

*'I was going home from the pub at quarter to eleven. There was a full moon. I was walking over the bridge when I saw the UFO. It was quite low. It was long and thin, shaped like a cigar. It appeared to be made of aluminium. It was travelling east to west, towards Warminster. I didn't know what to do. I didn't have a camera of course. I watched it for a minute and then it went behind a cloud.'*

### 1 Form

Past of *be* + active participle

*I/he/she/it was flying*

*you/we/they were flying*

Negative

*I/he/she/it was not flying*

*you/we/they were not flying*

Questions

*was I/he/she/it flying?*

*were you/we/they flying?*



## 2 Use

### a An action over a past period

We use the past continuous for an action over a period of past time, something that we were in the middle of.

*At quarter to eleven I **was walking** home.*

*The UFO **was travelling** east to west.*

*I **wasn't sleeping**, so I got up.*

*I looked into the room. All the old people **were watching** television.*

Compare the present continuous and past continuous.

*The UFO is travelling west. (It is in the middle of its journey.)*

*The UFO **was travelling** west. (It **was** in the middle of its journey.)*

But for a complete action in the past, we use the past simple.

*The UFO **went** behind a cloud.*

In these examples the past continuous means an action over a whole period.

*The salesman **was travelling** from Monday to Friday.*

*We **were watching** for UFOs all night. We never went to sleep.*

Here we could also use the past simple.

Period of time: *He **was travelling** all week. He was very tired.*

Complete action: *He **travelled** all week. He drove a long way.*

### b Past continuous and past simple

The period of a past continuous action can include a clock time.

*I was walking home **at quarter to eleven**.*

It can also include another action.

*I was walking home **when I saw the UFO**.*

Here the speaker sees one action as happening around another. The past continuous is the longer, background action (*walking*), and the past simple is the shorter, complete action (*saw*). The shorter action interrupted the longer one. Here are some more examples.

*Tim **was washing** his hair when the doorbell **rang**.*

*I **had** a sudden idea when/while/as I **was waiting** in a traffic queue.*

*The sun **was shining** when the campers **woke**.*

When two actions both went on during the same period of time, we use the past continuous for both.

*Tim **was washing** his hair while I **was cleaning** up the kitchen.*

When one complete action followed another, we use the past simple for both.

*Tim **got up** when the doorbell **rang**. (= The doorbell rang and then Tim got up.)*

### c Past states

For a past state we normally use the past simple.

*My grandmother **loved** this house.*

*I **didn't know** what to do.*

*The UFO **appeared** to be made of aluminium. It **had** a shape like a cigar.*

#### NOTE

With temporary states we can sometimes use the past continuous. For details, • 62.

*I **didn't feel/wasn't feeling** very well.*

**Other uses of the past continuous**

- a We can use the past continuous for repeated actions which are temporary, only for a period.

*My car was off the road. I was travelling to work by bus that week.*

Compare *I'm travelling to work by bus this week.* • 64(2c)

- b We can use the past continuous for a past arrangement.

*I was on my way to the pub. I was meeting James there.*

(= I had arranged to meet James there.)

For *I'm meeting James at the pub tonight.* • 73(1).

- c With the continuous, *always* means 'very often' or 'too often'.

*Do you remember Mr Adams? He was always quoting Shakespeare.*

For examples with the present continuous, • 64(2d).

## 67 Present perfect continuous

### GOING INTO HOSPITAL

Mrs Webster: *I shall have to go into hospital some time to have an operation on my leg.*

Ted: *Are you on the waiting list?*

Mrs Webster: *Yes, I've been waiting for three years.*

Ted: *Three years! That's awful! You've been suffering all that time.*

Mrs Webster: *Well, I have to use the wheelchair, that's all.*

Ted: *They've been cutting expenditure, trying to save money. It's not right.*

Mrs Webster: *My son David has written to them three times. He's been trying to get me in quicker. I don't know if it'll do any good.*

### 1 Form

Present of *have + been + active participle*

*I/you/we/they have been waiting*

*he/she/it has been waiting*

Negative

*I/you/we/they have not been waiting*

*he/she/it has not been waiting*

Questions

*have I/you/we/they been waiting?*

*has he/she/it been waiting?*

### 2 Use

- a We use the present perfect continuous for an action over a period of time up to now, the period leading up to the present.

*I've been waiting for three years.*

*The government has been cutting expenditure.*

*How long have you been using a wheelchair?*

*The roof has been leaking. The carpet's wet.*

The speaker looks back from the present and so uses the perfect.

NOT *I wait for three years.*

We often use *for* and *since*. • 227(5)

*We've been living here for six months/since April.*

#### NOTE

The action can end just before the present.

*You look hot. ~ Yes, I've been running.*

- b We can use the present perfect continuous for repeated actions up to now.

*David **has been writing** letters to the hospital.*

*I've **been going** to evening classes in Arabic.*

The speaker sees the actions as a continuing series.

Compare the present perfect for a complete series of actions.

*David **has written** to the hospital three times now.*

- c Compare the present perfect continuous and the present perfect for a single action.

Period of time: *I've **been washing** the car. I'm rather wet.*

Complete action: *I've **washed** the car. It looks a lot cleaner now.*

The continuous here focuses on the action going on. The present perfect focuses on the result of the action. The choice depends on how the speaker sees the action.

When we say how long, we normally use the continuous form. When we say how many, we do not use the continuous.

*Tina **has been writing** her report since two o'clock. She's **written** twelve pages.*

Now look at these examples.

*I've **been waiting** here for ages./I've **waited** here for ages.*

*We've **been living** here since April/We've **lived** here since April.*

The continuous is more usual here, but there is little difference in meaning.

- d We use the present perfect (not the continuous) for a state up to the present.

*She **has been** in a wheelchair for three years. I've always **hated** hospitals.*

## 68 Past perfect and past perfect continuous

*Miranda lay on her bed and stared at the ceiling. She was depressed. Her boyfriend Max **had gone** on holiday with his brother the day before. He **hadn't invited** Miranda to go with him. He **hadn't** even **said** goodbye properly. And everything **had been going** so well. What **had** she **done** wrong?*

### 1 Form

Past perfect:

*had + past participle*

*someone **had** invited*

Negative

*someone **had not** invited*

Questions

***had** someone invited?*

Past perfect continuous:

*had been + active participle*

*someone **had been** going*

*someone **had not been** going*

***had** someone **been** going?*

### 2 Use of the past perfect

We use the past perfect for an action before a past time.

*She **had met** Max six months before. I knew I **had forgotten** something.*

*By midnight they **had come** to an agreement.*

*We ran onto the platform, but the train **had just gone**.*

The paragraph above begins in the past tense. The situation is that Miranda lay on her bed. The writer looks back from the past situation to a time before.

Compare the present perfect and past perfect.

*The floor **is** clean. **I have** washed it.*

*The floor **was** clean. **I had** washed it.*

We can also use the past perfect for a state.

*They **had been** friends for six months.*

*Everything **had seemed** fine up to then.*

*The gunman **had** previously **been** in prison for three years.*

NOTE For the past perfect in if-clauses, • 257(6).

### 3 Past simple and past perfect

- a To talk about one action in the past we use the past simple.

*This lamp **is** a new one. **I bought** it last week. NOT *I had bought it last week.**

We also use the past simple when one action comes straight after another, when someone reacts quickly.

*When the shot **rang** out, everyone **threw** themselves to the floor.*

To say that someone finished one action and then did something else, we use either *when... had done* or *after... did/had done*.

***When** Miranda **had written** the letter, she went out to post it.*

***After** Miranda **wrote/had written** the letter, she went out to post it.*

NOT *When Miranda wrote the letter, she went out to post it.*

NOTE

For the past perfect with *hardly* and *no sooner*, • 250(5).

***I had hardly** sat down when the phone rang.*

- b Sometimes the choice of past simple or past perfect can make a difference to the meaning.

*When the boss arrived, the meeting **began**.*

(The boss arrived and then the meeting began.)

*When the boss arrived, the meeting **had begun**.*

(The meeting began before the boss arrived.)

*When Max **spoke**, Miranda put the phone down.*

(= When Max started speaking...)

*When Max **had spoken**, Miranda put the phone down.*

(= When Max finished speaking...)

- c We can sometimes use the past perfect after *before* or *until*.

*The toaster went wrong **before** it toasted/**had toasted** one piece of bread.*

*We didn't want to stop **until** we finished/**had finished** the job.*

### 4 Use of the past perfect continuous

We use the past perfect continuous for an action over a period up to a past time.

*Everything **had been going** so well up to then.*

*The driver who died in the accident **had been drinking**.*

*A woman collapsed at the supermarket checkout. She **had been smuggling** out a frozen chicken under her hat.*

Compare the present and past tense.

*My hands **are** wet. **I have been washing** the floor.*

*My hands **were** wet. **I had been washing** the floor.*

## 5 The past perfect continuous and other past forms

- a Compare the past perfect continuous and past perfect.

Period of time: **I'd been mowing** the lawn. *I was tired.*

Complete action: **I'd mown** the lawn. *It looked nice.*

The past perfect continuous (*had been mowing*) focuses on the action going on.

The past perfect (*had mown*) focuses on the result of the action.

When we say how long, we normally use the continuous form. When we say how many, we do not use the continuous.

*The volunteers brought in their collecting boxes at lunch time yesterday. They **had been collecting** money **all morning**. They **had collected** hundreds of pounds.*

- b Compare the past continuous and past perfect continuous.

*When I saw Debbie, she **was playing** golf.* (I saw her in the middle of the game.)

*When I saw Debbie, she'd **been playing** golf.* (I saw her after the game.)

## 69 Overview: uses of tenses and aspects

### 1 Present continuous • 64

In the middle of an action

**I'm watching** this comedy.

A temporary routine

**I'm working** late this week.

### Present simple • 64

A present state

**I like** comedies.

A permanent routine

**I work** late most days.

### 2 Present perfect • 65

An action in the period up to the present

**I've written** the letter.

A series of actions up to the present

**I've played** basketball a few times.

A state up to the present

**I've been** here for a week.

### Past simple • 65

An action in the past

**I wrote** the letter yesterday.

A series of past actions

**I played** basketball years ago.

A past state

**/ was** there for a week.

### 3 Past continuous • 66

An action over a period of past time

**It was raining** at the time.

### 4 Present perfect continuous • 67

An action over a period up to the present

**It has been raining** all day.

### 5 Past perfect continuous • 68

An action over a period up to a past time

**It had been raining** for hours.

### Past perfect • 68

An action before a past time

**The rain had stopped** by then.

A state before a past time

**The weather had been awful.**

# 10

## The future

### 70 Summary

This news item is about something in the future.

CINEMA TO CLOSE

*The Maxime Cinema **is to close** in November, it was announced yesterday. The owner of the building, Mr Charles Peters, has sold it to a firm of builders, who **are going to build** a block of old people's flats on the site. 'The cinema has become uneconomic to run,' said Mr Peters. The last performance **is** on Saturday 17th November, and after that the cinema **will finally close** its doors after sixty years in business. 'This town **won't be** the same again,' said camera operator Bert Dudley, who has worked at the cinema for eighteen years. Mr Dudley (67) **is retiring** when the cinema **closes**. In future, cinema goers **will have to travel** ten miles to the nearest cinema.*

There are different ways of expressing the future.

#### **Will and shall** • 71

*The cinema **will close** in November.*

*We **shall close** the doors for the last time.*

#### **Be going to** • 72

*The cinema **is going to close** soon.*

#### **Present tense forms** • 73

*The cinema **is closing** in November.*

*The cinema **closes** on November 17th.*

#### **Will, be going to or the present continuous?** • 74

The choice of form depends on whether we are making a prediction about the future, expressing an intention, or talking about a plan for the future, and so on.

#### **The future continuous** • 75

*The cinema is sold and **will be closing** in November.*

#### **Be to** • 76

*The cinema **is to close** in November, it was announced.*

#### **The present simple in a sub clause** • 77

*It will be a sad day when the cinema **closes**.*

## Other ways of expressing the future • 78

*Mr Dudley is **about to retire**.*

***He might retire** soon.*

*He **plans to retire** in November.*

## The future perfect • 79

*The cinema **will have been** in business for sixty years.*

## Looking forward from the past • 80

*Mr Dudley **was going to continue** working, but he lost his job.*

## OVERVIEW: the future • 81

# 71 Will and shall

- 1 We use *will* + base form for the future.

*This book **will change** your life. **We'll know** our exam results in August.*

*Cinema goers **will have to** travel ten miles to the nearest cinema.*

***Will** you still **love** me tomorrow? **This town won't be** the same again.*

*Will has a short form 'll, and will not has a short form won't.*

- 2 In the first person we can use either *will* or *shall* in statements about the future. The meaning is the same.

*I **will be/shall be** at home tomorrow.*

*We **will have/shall have** another opportunity soon.*

*Shall is less usual in the USA.*

We do not normally use *shall with* other subjects.

NOT *Christine shall be at home tomorrow.*

### NOTE

*Shall not has a short form shan't / a:nt /.*

*I **shan't be** here tomorrow.*

- 3 *Will* often expresses the future as fact, something we cannot control. It expresses a prediction, a definite opinion about the future.

*Southern England **will stay** cloudy and windy tonight.*

*My father **will probably be** in hospital for at least two weeks.*

- 4 We can sometimes use *I'll/we'll* for an instant decision.

*It's raining. I'll **take** an umbrella. I think I'll **have** the soup, please.*

We decide more or less as the words are spoken. Compare *be going to*.

*I'll **buy** some postcards. (I'm deciding now.)*

*I'm **going to buy** some postcards. (I've already decided.)*

### NOTE

*Will* expresses a definite action in the future, not just a wish.

Action: *There's a shop here. I'll **buy** some postcards. ~ OK, I'll **wait** for you.*

Wish: *I **want to buy** some postcards, but I haven't got any money.*

- 5 *Will* sometimes expresses willingness.

*Jim **will translate** it for you. He speaks Italian.*

*I'll sit/I'm **willing to sit** on the floor. I don't mind.*

*Won't* can express unwillingness or an emphatic refusal.

*The doctor **won't come** at this time of night.*

*I **won't put up** with this nonsense.*

NOTE

We can also use *won't* when the subject is not a person.

*The car **won't start**. This screw **won't go** in properly.*

6 We can use *I'll/we'll* and *will/won't you* in offers, promises, etc.

Offer: *I'll **hold** the door open for you. ~ Oh, thanks.*

Promise: *(I promise) I'll **do** my best to help you.*

Invitation: ***Won't you** sit down?*

Request: ***Will you do** something for me?*

7 When we can't decide, we use *shall I/we* to ask for advice or suggestions.

*Where **shall I put** these flowers? ~ I'll get a vase.*

*What **shall we do** this weekend?*

We can also use *shall I/we* for an offer.

***Shall I hold** the door open for you? ~ Oh, thanks.*

8 We can use *you shall* for a promise.

*You **shall be** the first to know. (I promise).*

9 *Will* is sometimes used in formal orders. It expresses the order as a definite future action. This emphasizes the authority of the speaker.

*You **will leave** the building immediately. Uniform **will be worn**.*

*Shall* is sometimes used for formal rules.

*The secretary **shall give** two weeks' notice of such a meeting.*

## 72 *Be going to*

We use *be going to* + base form for a present situation which points to the future.

*It's ten already. We're **going to be** late. This fence **is going to fall** down soon.*

We can see from the time that we are going to be late, and we can see from the condition of the fence that it is going to fall down. *Be going to* expresses a prediction based on these situations.

NOTE In informal speech *going to* is sometimes pronounced /'g n /.

We can also use *be going to* for a present intention.

*I'm **going to** start my own business. I'm **not going to** live here all my life.*

*They're **going to build** some old people's flats here.*

Here the intention points to a future action. *I'm going to start* means that I intend to start/I have decided to start.

For a comparison of *be going to* and *will*, • 74.

NOTE

a We can use *be going to* without mentioning the person who has the intention.

*The flats **are going to be** for old people.*

b With verbs of movement, especially *go* and *come*, we often use the present continuous rather than *be going to*.

*I'm **going out** in a minute. I've got some shopping to do.*

*Barbara **is coming** round for a chat tonight.*

*I'm going to go out and Barbara is going to come round* are possible but less usual.



## 73 Present tense forms for the future

- 1 We use the present continuous for what someone has arranged to do.  
*I'm meeting Gavin at the club tonight. What **are** you **doing** tomorrow?*  
*Julie **is going** to Florida.*

This suggests that Julie has made arrangements such as buying her ticket.

The meaning is similar to *be going to* for an intention, and in many contexts we can use either form.

*We're **visiting**/ We're **going to visit** friends at the weekend.*

NOTE

a An 'arrangement' need not be with another person.

*I'm **doing** some shopping this afternoon. I'm **having** an early night.*

This means that I have arranged my day so that I can do these things,

b We cannot use a state verb in the continuous.

*Gavin **will be** at the club tonight.*

NOT *Gavin is being at the club tonight.*

- 2 We can sometimes use the present simple for the future, but only for what we see as part of a timetable.

*The Cup Final **is** on May 7th. The train **leaves** at 16.40.*

*We **change** at Birmingham. What time **do** you **arrive** in Helsinki?*

We do *not* use the present simple for decisions or intentions.

NOT *I carry that bag for you.*

NOT *They build some flats here soon.*

NOTE For the present simple in sub clauses, • 77.

## 74 Will, be going to or the present continuous?

- 1 Both *will* and *be going to* can express predictions.

*It'll **rain**, I expect. It always rains at weekends.*

*It's **going to rain**. Look at those clouds.*

A prediction with *be going to* is based on the present situation.

Sometimes we can use either form with little difference in meaning.

*One day the sun **will cool** down.*

*One day the sun **is going to cool** down.*

The sentence with *be going to* suggests that there is some present evidence for the prediction.

We often use *will* with *I'm sure*, *I think*, *I expect* and *probably*.

*I **think** we'll have time for a coffee.*

*There'll **probably** be lots of people at the disco.*

We use *be going to* (not *will*) when the future action is very close.

***Help! I'm going to fall!** I'm **going to be** sick!*

NOTE

Compare the meanings of these verb forms.

*The cinema **closed** last year.*

(in the past)

*The cinema **will close** in November.*

(in the future)

*The cinema **has closed**.*

(past action related to the present)

*The cinema **is going to close** soon.*

(future action related to the present)

- 2 When we talk about intentions, plans and arrangements, we use *be going to* or the present continuous, but not *will*.

*We're going to eat out tonight.* (We have decided to eat out.)

*We're eating out tonight.* (We have arranged to eat out.)

We use *will* only for an instant decision.

*It's hot in here. I'll open a window.*

*Paul is using the kitchen. He's cooking for some friends. ~ Well, we'll eat out then.*

- 3 Look at this conversation at the end of work on Friday afternoon.

A FEW DAYS OFF

Emma: *I'll see you on Monday then.*

Polly: *Oh, I won't be here. Didn't I tell you? I'm taking a few days off. I'm going on holiday. I'll be away for a week.*

Emma: *No, you didn't say. Where are you going?*

Polly: *The Lake District. I'm going to do some walking.*

Emma: *Oh, that'll be nice. Well, I hope you have a good time.*

Polly: *Thanks. I'll see you the week after.*

Polly gives the news of her plans and intentions by using the present continuous and *be going to*.

*I'm taking a few days off. I'm going to do some walking.*

We cannot use *will* in this context. But after first mentioning a plan or intention, we often use *will* for further details and comments.

*I'm going on holiday. I'll be away for a week.*

*I'm going to do some walking. ~ Oh, that'll be nice.*

*They're going to build some flats. The work will take about six months.*

NOTE

We often use *will* in a sentence with an if-clause. • 257(3)

*I'll lose my way if I don't take a map.*

Sometimes a condition is understood but not expressed.

*I might give up the course. ~ You'll regret it (if you do).*

## 75 The future continuous: *will be doing*

- 1 We use *will + be + active participle* for an action over a period of future time. It means that we will be in the middle of an action.

*I can't meet you at four. I'll be working.*

*How will I recognize you? ~ I'm fair, six feet tall, and I'll be wearing a blue coat.*

*A huge crowd will be waiting when the Queen arrives later today.*

Compare the past and future.

*I've just had a holiday. This time last week I was lying in the sun.*

*I'm going on holiday. This time next week I'll be lying in the sun.*

Compare these sentences.

*The crowd will cheer when the Queen arrives.*

(She will arrive and then the crowd will cheer.)

*The crowd will be cheering when the Queen arrives.*

(The crowd will start cheering before she arrives.)

NOTE

In the first person we can also use *shall*.

*I will/shall be revising all day for the exam.*

- 2 We can also use *will be doing* for an action which is the result of a routine or arrangement.

*I'll be phoning my mother tonight. I always phone her on Fridays.*

*The Queen will be arriving in ten minutes' time.*

*The postman will be coming soon.*

*The site is to be sold, and so the cinema will be closing in November.*

The phone call is the result of my regular routine. The Queen's arrival is part of her schedule. The postman's visit is part of his normal working day.

Compare these sentences.

Decision: *I think I'll have lunch in the canteen today.*

Arrangement: *I'm having lunch with Alex.*

Routine: *I'll be having lunch in the canteen as usual.*

We can use *will be doing* to ask if someone's plans fit in with our wishes.

*Will you be going past the post office this morning? ~ Yes, why? ~ Could you post this for me please?*

*How long will you be using the tennis court? ~ We've booked it until three. You can have it after that.*

*When will you be marking our test papers? ~ Next week, probably.*

## 76 Be to

- 1 We use *be to* + base form for an official arrangement.

*The Prime Minister is to visit Budapest.*

*The two leaders are to meet for talks on a number of issues.*

This pattern is often used in news reports.

NOTE

*Be* is often left out in headlines.

*Prime Minister to visit Budapest.*

- 2 *Be to* can also express an order by a person in authority, e.g. a teacher or parent.

*The headmaster says you are to come at once.*

*You're not to stay up late. No one is to leave this building.*

*This trolley is not to be removed from the station.*

## 77 The present simple in a sub clause

- 1 We often use the present simple for future time in a clause with *if*, *when*, *as*, *while*, *before*, *after*, *until*, *by the time* and *as soon as*. This happens when both clauses are about the future.

*If we meet at seven, we'll have plenty of time.*

*Mr Dudley is going to move to the seaside when he retires.*

*Let's wait until the rain stops.*

*By the time you get this letter, I'll be in Singapore.*

*Call me as soon as you have any news.*

NOT *Gall me as soon as you'll have any news.*

The same thing happens in relative clauses and noun clauses.

*There will be a prize for the person who scores the most points.*

*I'll see that the place is left tidy.*

- 2 We also use the present continuous and present perfect instead of the forms with *will*.  
*I'll think of you here when I'm lying on the beach next week.*  
*Let's wait until the rain **has stopped**. NOT until the rain will have stopped.*
- 3 If the main clause has a present-simple verb (e.g. *I expect*), then we cannot use another present-simple verb for the future.  
*I expect the rain **will stop** soon.*  
*I keep reminding myself that I'll be lying on the beach next week.*

NOTE

After *hope* we can use either a present or a future form.

*I hope you **have/you'll have** a nice time.*

## 78 Other ways of expressing the future

### 1 *Be about to* etc

- a We can use *be about to* + base form for an action in the near future.  
*The audience are in their seats, and the performance **is about to start**.*  
*Hurry up. The coach **is about to leave**.*

NOTE

We can use *be just about to/going to* for the very near future.

*The coach **is just about to leave/just going to leave**.*

- b We can also use *be on the point of* + gerund.  
*The company **is on the point of signing** the contract.*

NOTE

*Be set to* + base form is used in news reports about things likely to happen in the near future.

*The company **is set to sign** the contract.*

- c We can use *be due to* + base form for an action which is part of a timetable.  
*The visitors **are due to arrive** at two.*

### 2 Modal verbs

Besides *will*, there are other modal verbs which express the future. We use them to say that something is possible or necessary in the future.

*I **can** meet you later.* (= I will be able to ...)

*There **might be** a storm.* (= There will possibly...)

*We **must post** the invitations soon.* (= We will have to ...)

NOTE

We can use *be sure to/be bound to* + base form to express certainty about the future.

*The scheme **is sure to fail**.* (= It will certainly fail.)

*There **is bound to be** trouble.* (= There will certainly be trouble.)

### 3 Ordinary verbs

There are some ordinary verbs that we can use with a to-infinitive to express intentions and plans for the future.

*We've **decided to sell** our flat.      We **intend to move** soon,*

*Helen **plans to re-train** as a nurse.      We've **arranged to visit** the area.*

## 79 The future perfect: *will have done*

We can use *will + have +* past participle to look back from the future, to talk about something that will be over at a future time.

*I'll **have finished** this book soon. I'm nearly at the end.*

*We don't want to spend all day in the museum. I should think we'll **have seen** enough by lunch-time.*

*Sarah **won't have completed** her studies until she's twenty-five.*

*Our neighbours are moving soon. They'll **have only been** here a year.*

### NOTE

a In the first person we can also use *shall*.

*We **will/shall have done** half the journey by the time we stop for lunch.*

b For *until* and *by*, • 227(6).

c We can use *will* with the perfect and the continuous together.

*I'll **have been reading** this book for about six weeks.*

*Our neighbours are moving soon. They'll **have only been living** here a year.*

## 80 Looking forward from the past: *was going to etc*

1 We can use *was/were going to* for a past intention or arrangement.

*Mr Dudley **was going to retire**, but then he found another job.*

*We **were going to watch** the film, but then we forgot about it.*

*The bus pulled away just as I **was going to get** on it.*

*I was going to* means that I intended to.

### NOTE

a Sometimes the intended action (Mr Dudley's retirement) actually happens.

*He **had to retire** when the cinema closed. But he **was going to retire** anyway.*

b We can also use the past continuous for a past arrangement.

*Joanne went to bed early because she **was getting** up at five.*

2 We can use *would* as a past form of *will*.

*They set off at daybreak. They **would reach** the camp before nightfall.*

*George Washington was the first President of a nation that **would become** the richest and most powerful on earth.*

Here we look at a past action (reaching the camp) from a time when it was in the future.

We can use *would not* for past unwillingness, a refusal.

*The spokesman **wouldn't answer** any questions.*

*The car **wouldn't start** this morning.*

3 We can also use *be to*, *be about to* etc in the past.

*It was the last film at the cinema, which **was to close** the next day.*

*We had to hurry. The coach **was about to leave**.*

*Phil **was on the point of leaving** when he noticed an attractive girl looking across the room at him.*

### NOTE

a *The cinema **was to close*** means that there was an arrangement for the cinema to close. But *was to +* perfect means that what was arranged did not actually happen.

*The cinema **was to have closed** the next day, but they decided to keep it open another week.*

- b There is a special use of *was to* where it has a similar meaning to *would*.

*George Washington was the first President of a nation that was to become the richest and most powerful on earth.*

Here *was to* means that the future action really did happen.

## 81 Overview: the future

### 1 Will • 71

A prediction

*Scotland will win the game.*

An instant decision

*I think I'll buy a ticket.*

An offer

*I'll help you.*

### 2 Present simple • 73

A timetable

*The game starts at 3.00 pm.*

In a sub clause • 77

*We must get there before the game starts.*

### 3 Future continuous • 75

An action over a future period

*I'll be working all day Saturday.*

The result of a routine or arrangement

*I've got a job in a shop. I'll be working on Saturday.*

### 4 Be to • 76

An official arrangement

*The conference is to take place in November.*

### 5 Future perfect • 79

Something that will be over in the future

*The game will have finished by halfpast four.*

### 6 Would • 80

Looking forward from the past

*At halftime we thought Scotland would win.*

### Be going to • 72

A prediction based on the present

*Scotland are going to win the game.*

An intention

*I'm going to buy a ticket, I've decided.*

### Present continuous • 73

An arrangement

*I'm playing in the team tomorrow.*

### Be about to • 78

The near future

*The players are on the field. The game is about to start.*

### Was going to • 80

Looking forward from the past

*At halftime we thought Scotland were going to win.*

Past intention or arrangement

*I was going to watch the match, but I was ill.*

# 11

## *Be, have and do*

### 82 Summary

#### **Auxiliary verbs and ordinary verbs • 83**

*Be, have and do* can be auxiliary verbs or ordinary verbs.

Auxiliary verbs

*We were waiting for a bus.*

*I have thought about it.*

*Does Tina need any help?*

Ordinary verbs

*We were at the bus stop.*

*I have a suggestion.*

*Tina does all the work.*

#### **The ordinary verb *be* • 84**

The ordinary verb *be* has a number of different uses.

*The shop is on the corner. The twins are eighteen.*

#### ***Have (got)* • 85**

*Have (got)* expresses possession and related meanings.

*Richard has (got) a motor-bike. We've got a problem.*

#### **The ordinary verb *have* • 86**

The ordinary verb *have* can be an action verb with meanings such as 'experience' or 'receive'.

*I'm having a holiday. We had a sudden shock.*

#### **Empty verbs • 87**

Sometimes we can express an action as an empty verb + object, e.g. *have a ride, take a look*.

#### **The ordinary verb *do* • 88**

We can use *do* as an ordinary verb to talk about actions.

*What on earth have you done? I'm doing a few odd jobs.*

#### ***Do and make* • 89**

*Do and make* have similar meanings and some idiomatic uses.

## 83 Auxiliary verbs and ordinary verbs

- 1 In these statements, *be* and *have* are auxiliary verbs.

Continuous: *I'm **taking** my library books back.*  
Passive: *Books **are lent** for a period of three weeks.*  
Perfect: *I've **finished** this book.*

In a statement we do not normally use the auxiliary *do*. Verbs in the present simple or past simple have no auxiliary.

Simple: *I **like** murder stories.*

- 2 In negatives, questions and some other patterns, we always use an auxiliary. In simple tenses we use the auxiliary *do*.

	<i>be/have</i>	<i>do</i>
Negative	<i><b>I'm not going to</b> the post office.</i>	<i><b>I don't go</b> to the library very often.</i>
Question and short answer	<i><b>Have you finished</b> this book? ~ Yes, <b>I have.</b></i>	<i><b>Do you use</b> the library? ~ Yes, <b>I do.</b></i>
Tag	<i>You're reading this book, <b>aren't you?</b></i>	<i>You like murder stories, <b>don't you?</b></i>
Addition	<i>I've read this book. ~ So <b>have I.</b></i>	<i>I enjoyed that book. ~ So <b>did I.</b></i>
Emphasis	<i>I <b>am</b> enjoying this book.</i>	<i><b>I do</b> like murder stories.</i>

• 51(2)

- 3 *Be*, *have* and *do* can also be ordinary verbs.

*It **was** a lovely day. We **had** some sandwiches. (= ate)*  
***I did** the crossword this morning. (= completed)*

The ordinary verbs can be perfect or continuous.

*It **has been** a lovely day. We **were having** some sandwiches. (= were eating)*  
***I've done** the crossword. (= have completed)*

### NOTE

- a There can be the same auxiliary and ordinary verb together.

*I **was being** lazy. (continuous of *be*) I've **had** a sandwich. (perfect of *have*)*

***I did do** the crossword yesterday. (emphatic form of *do*)*

- b The ordinary verb *do* can be passive.

*The crossword **was done** in ten minutes.*

## 84 The ordinary verb *be*

- 1 *Be* as a linking verb

The ordinary verb *be* functions as a linking verb. • 9

*The world **is** a wonderful place. The prisoners **were** hungry.*  
*Are you **being** serious? The boss **has been** out of the office.*

For *there + be*, • 50.



## 2 Form

Present simple

***I am***  
you/we/they **are**  
he/she/it **is**

Present continuous

***I am being***  
you/we/they **are being**  
he/she/it **is being**

Past simple

***I/he/she/it was***  
you/we/they **were**

Past continuous

***I/he/she/it was being***  
you/we/they **were being**

Present perfect

***I/you/we/they have been***  
he/she/it **has been**

Past perfect

***everyone had been***

In simple tenses we add *n't/not* for the negative, and there is inversion of *be* and the subject in questions.

*This pen **isn't** very good.* NOT *This pen **doesn't** be very good.*

***Were*** your friends there? NOT *Did* your friends be there?

## 3 *Be* with the continuous

We can use *be* with the continuous for behaviour over a period of time.

*The neighbours **are being** noisy today.*     *The children **were being** silly.*

Compare these two sentences.

***You're being*** stupid. (behaviour for a time)

***You're*** stupid. (permanent **quality**)

NOTE

We can use *be* in the imperative for behaviour.

*Be* quiet.     *Don't be* silly.     *Do **be*** careful.

## 4 *Be, lie* and *stand*

We often use *be* to say where something is.

*York **is/lies** on the River Ouse.*     *The building **was/stood** at a busy crossroads.*

Here *lie* and *stand* are more formal and literary than *be*.

## 5 Other uses of *be*

We can also use *be* in these contexts.

Events:     *The match **was** last Saturday.*

Identity:     *Mr Crosby, **this is** my father.*

Age:     ***I'll be** eighteen in November.*

Nationality:     *We're Swedish. We're from/We come from Stockholm.*

Jobs:     *My sister **is** a lawyer.*

Possession:	<i>Are these bags yours?</i>
Cost:	<i>How much <b>are</b> these plates/do these plates cost?</i>
Number:	<i>Seven plus three is ten.</i>
Qualities:	<i>The buildings <b>are</b> ugly.</i>
Feelings:	<i>Hello. How <b>are</b> you?"~ I'm fine, thanks. I'm cold. Can we put the fire on? If we're all hungry, we'd better eat.</i>
Right/wrong:	<i>Yes, that's right. I think you're mistaken.</i>
Early/late:	<i>We <b>were</b> late for the show.</i>

## NOTE

- a For You **are to** report to the manager, • 76.  
 b We do not use *be* before *belong*, *depend* and *agree*.  
*This bike **belongs** to me.* NOT *This bike is belong to me.*  
*Well, that **depends**.* NOT *Well, that's-depend.*  
*I **agree** absolutely.* NOT *I'm agree absolutely.*

6 *Gone or been?*

We often use *been* instead of *gone*. Compare these two sentences.

*Tom has **gone** to town. (He won't be back for a while.)*

*Tom has **been** to town. (He's just got back.)*

*Gone* means 'gone and still away'. *Been* means 'gone and come back'.

In questions about what places people have visited, we use *been*.

*Have you (ever) **been** to Amsterdam?*

## NOTE

- a We also make this difference before an active participle.  
*The girls have **gone** swimming.* (They're at the pool.)  
*The girls have **been** swimming.* (They're back now.)  
 b For American usage, • 303 (7).

85 *Have (got)*

## 1 Use

The main use of *have (got)* is to express possession.

*I **have** a car phone./I've **got** a car phone.*

*Mike **has** a small flat./Mike **has got** a small flat.*

As well as possession, *have (got)* expresses other related meanings.

*Kate **has (got)** blue eyes. I've **(got)** an idea.*

*The protesters **had (got)** plenty of courage.*

***Have you (got)** any brothers or sisters?*

*I **had (got)** a number of phone calls to make.*

*I've **(got)** a terrible headache. I **haven't (got)** time to wait.*

- a *Have (got)* can express permanent or temporary possession.

*Louise **has (got)** a new radio. She bought it yesterday.*

*Louise **has (got)** a book that belongs to me.*

- b We can use *with* for possession after a noun phrase.

*We saw a man **with** a gun. (= a man who **had** a gun)*

But *with* cannot replace a main verb.

*The man **had** a gun.* NOT *The man was with a gun.*

c *Have (got) ...on* means 'wear'.

*Mandy **has (got)** a long dress on.* (= Mandy is wearing a long dress.)

d There is also a pattern with *have (got)* which means the same as *there + be*.

*The T-shirt **had** a slogan on it.* (= **There was** a slogan on the T-shirt.)

## 2 Form

a *Have (got)* expresses a state. We do not use it in the continuous.

Present simple

*I/you/we/they **have***                      *I/you/we/they **have got***

*he/she/it **has***                              *he/she/it **has got***

Past simple

*everyone **had***                              *everyone **had got***

Present perfect

*I/you/we/they **have had***

*he/she/it **has had***

Past perfect

*everyone **had had***

b *Got* is informal, typical of everyday conversation. We can use it in the present simple and past simple, but it is more common in the present than in the past. And it is more common in Britain than in the USA.

With *have* on its own, we usually use a full form. Before *got*, we can use the short forms 've, 's or 'd.

Present simple

*I **have** the key.* (a little formal)    *I **have got** the key.* (informal)

*I've the key.* (unusual)                      *I've **got** the key.* (informal)

Past simple

*I **had** the key.* (most usual)                      *I **had got** the key.* (less usual)

*I'd the key.* (unusual)                      *I'd **got** the key.* (less usual)

### NOTE

In very informal speech, *got* is sometimes used without *have*.

*I **got** lots of time.* (= I've got lots of time.)

*You **got** any money?* (= Have you got any money?)

c There are some patterns where we do not normally use *got*. We do not use it in the perfect.

*I've **had** these shoes for years.*

We do not normally use it in the infinitive or the ing-form.

*It would be nice **to have** lots of money.*

*It's pretty depressing **having** no job.*

We do not use *got* in a short answer.

*Have you got your bag? ~ Yes, I **have**.*

And we do not normally use *got* after a modal verb.

*You **can have** these magazines if you like.*

## NOTE

a *Have got* can be the present perfect of *get*.

*I left my books outside. They've got wet.* (= have become)

Compare these examples:

*I've got some sugar from our next-door neighbour.* (= have obtained/borrowed)

*I've got some sugar somewhere. I think it's in the cupboard.* (= have)

For *gotten* (USA), • 303 (5d).

b When *have got* means 'have obtained', 'have received', we can use it in the infinitive or ing-form or after a modal verb.

*We're grateful to have (got) somewhere to live.* (to have got = to have found)

*I can't help having (got) a cold, can I?* (having got = having caught)

*They must have (got) our letter by now.* (must have got = must have received)

d In negatives and questions we can use *have* or *do* as the auxiliary.

## Present simple

*I don't have a key.*

*Do you have a key?*

*I haven't a key.* (a little formal)

*Have you a key?* (a little formal)

*I haven't got a key.*

*Have you got a key?*

## Past simple

*I didn't have a key.* (most usual)

*Did you have a key?* (most usual)

*I hadn't a key.* (less usual)

*Had you a key?* (less usual)

*I hadn't got a key.* (less usual)

*Had you got a key?* (less usual)

In the present *I don't have* and *I haven't got* are both possible, although Americans normally use *I don't have*. In the past we normally use *did*.

## NOTE

In the perfect we form negatives and questions in the usual way.

*We haven't had this car for long. ~ How long had you had your old one?*

86 The ordinary verb *have*

*Have* as an ordinary verb has a number of meanings.

*The children are having a wonderful time.* (= are experiencing)

*I've had a letter.* (= have received)

*We'll be having a late lunch.* (= will be eating)

*I always have a beer when I'm watching television.* (= drink)

Here *have* is an action verb and can be continuous (*are having*).

We use the auxiliary verb *do* in simple-tense negatives and questions.

*We don't have breakfast on Sundays.*

*Did you have a good journey?*

We cannot use *got* with the ordinary verb *have*.

NOT *The children have got a wonderful time.*

## NOTE

a Compare these two sentences.

Action: *We often have a game of cards.* (= play)

State: *We have/ We've got a pack of cards.* (= own, possess)

b For *we're having a new shower installed*, • 111.

## 87 Empty verbs

- 1 Compare these sentences.

*We often **swim** in the pool.*

*We often **have a swim** in the pool.*

The sentences have a very similar meaning. We can express some actions as a verb (*swim*) or a verb + object (*have a swim*). The verb *have* is empty of meaning. *Have* is the most common empty verb, but we can also use *take*, *give*, *make* and *go*. These are all ordinary verbs and can be continuous.

*We **were having** a swim.*

2	Verb	Empty verb + object
Leisure activities	<i>walk</i>	<i>have/take a walk/go for a walk</i>
	<i>run</i>	<i>have a run/go for a run</i>
	<i>jog</i>	<i>have a jog/go for a jog</i>
	<i>ride</i>	<i>have a ride/go for a ride</i>
	<i>swim</i>	<i>have a swim/go for a swim</i>
Resting and sleeping	<i>sit down</i>	<i>have/take a seat</i>
	<i>rest</i>	<i>have/take a rest</i>
	<i>lie down</i>	<i>have a lie-down</i>
	<i>sleep</i>	<i>have a sleep</i>
Eating and drinking	<i>eat</i>	<i>have a meal/a snack/something to eat</i>
	<i>drink</i>	<i>have a drink/something to drink</i>
Washing (yourself)	<i>wash</i>	<i>have a wash</i>
	<i>bath</i>	<i>have/take a bath</i>
	<i>shower</i>	<i>have/take a shower</i>
Speech	<i>talk</i>	<i>have a talk/a word</i>
	<i>chat</i>	<i>have a chat</i>
	<i>argue</i>	<i>have an argument</i>
	<i>explain</i>	<i>give an explanation</i>
	<i>complain</i>	<i>make a complaint</i>
Others	<i>suggest</i>	<i>make a suggestion</i>
	<i>act</i>	<i>take action</i>
	<i>decide</i>	<i>make/take a decision</i>
	<i>go/travel</i>	<i>make a journey/take a trip</i>
	<i>guess</i>	<i>make/have a guess</i>
	<i>laugh/smile</i>	<i>give a laugh/smile</i>
	<i>look</i>	<i>have/take a look</i>
	<i>try/attempt</i>	<i>have a try/make an attempt</i>
	<i>visit</i>	<i>pay someone a visit</i>
<i>work</i>	<i>do some work</i>	

- 3 Most expressions with empty verbs mean the complete action. A *swim* means a period of swimming from start to finish. A *walk* means a complete journey on foot which we do for pleasure.

*Helen jumped in the water and **swam** a few strokes.*

*Helen went to the pool and **had a swim**.*

*We missed the bus, so we **walked**.*

*It was a lovely day so we **went for a walk**.*

- 4 Compare the use of the adverb and the adjective in these sentences.

Adverb

*I washed **quickly**.*

*They argued **passionately**.*

Adjective

*I had a **quick** wash.*

*They had a **passionate** argument.*

It is often easier to use the adjective pattern.

*I had a **good long** sleep.*

This is neater than *I slept **well and for a long time**.*

## 88 The ordinary verb *do*

- 1 We can use *do* as an ordinary verb.

*I've **done** something silly. We **did** the journey in three hours.*

*What subjects are you **doing**? I'll **do** the potatoes for you.*

- 2 These are the forms of the ordinary verb *do*.

Present simple

*I/you/we/they **do**  
he/she/it **does***

Present continuous

*I **am doing**  
you/we/they **are doing**  
he/she/it **is doing***

Past simple

*everyone **did***

Past continuous

*I/he/she/it **was doing**  
you/we/they **were doing***

Present perfect

*I/you/we/they **have done**  
he/she/it **has done***

Present perfect continuous

*I/you/we/they **have been doing**  
he/she/it **has been doing***

Past perfect

*everyone **had done***

Past perfect continuous

*everyone **had been doing***

We form negatives and questions in the same way as with other verbs. In simple tenses we use the auxiliary *do*.

*Tom **doesn't do** chemistry any more.*

*He **isn't doing** biology now either.*

***Did** you **do** games yesterday afternoon?*

*What **have** you **been doing** lately?*

We can also use the negative imperative *don't* and the emphatic *do* before the ordinary verb.

***Don't do** anything dangerous.*

*Your sister **did do** well in the competition, **didn't** she?*

- 3 The ordinary verb *do* has a number of uses.
- a We use *do* for an action when we do not say what the action is. This may be because we do not know or do not want to say.  
*What are you **doing**? ~ I'm working out this sum.*  
*You can **do** lots of exciting things at Adventure World!*  
*Guess what we **did** yesterday.*
- b We also use *do* to mean 'carry out', 'work at', 'study' or 'complete'.  
*Have you **done** your exercises?*  
*They're **doing** some repairs to the roof.*  
*We **did** the job in an hour.*
- c In informal English we can use *do* instead of another verb when we are talking about doing a job.  
*The roof was damaged. They're **doing** it now. (= repairing)*  
*I've **done** the shoes. (= cleaned)*  
*The restaurant **does** Sunday lunches. (= serves)*
- d We can also use *do* with a gerund. • 138(2)  
*Someone ought to **do the washing**.*

## 89 Do and make

- 1 *Do* and *make* are both action verbs. (For *do*, • 88.) *Make* often means 'produce' or 'create'.

*Who **made** this table? We **make** a small profit.*  
*They've **made** a new James Bond film. I was just **making** some tea.*

Here are some expressions with *do* and *make*.

*do your best* (= try hard), *do business* (with someone), *do a course*, *do someone a favour*, *do good* (= help others), *do harm*, *do homework/housework*, *do a test/an exam*, *do well* (= be successful)

*make arrangements*, *make a (phone) call*, *make an effort*, *make an excuse*, *make a fuss*, *make love*, *make a mistake*, *make a mess*, *make money*, *make a noise*, *make progress*, *make a speech*, *make trouble*

For *make* as an empty verb in expressions like *make a suggestion*, • 87.

NOTE

For *These players will **make** a good team*, • 9(1).

For *The story really **made** me laugh*, • 127(3a).

- 2 Here are some more uses of *do*.
- What does Jason **do**? (= What's Jason's job?)*  
*How are you **doing**? (= getting on)*  
*I don't want much for lunch. A sandwich **will do**. (= will be all right)*  
*I **could do with** a coffee. (= want)*  
*We shall probably have to **do without** a holiday. (= not have)*  
*The boss wants to see you. It's something to **do with** the new computer.*  
 (= connected with).

# 12

## Modal verbs

### 90 Summary

#### **Introduction to modal verbs • 91**

The modal verbs (or 'modal auxiliary verbs') are *will, would, shall, should, can, could, may, might, must, need, ought to* and *dare*.

*I must go now. We can park here.*

There are some expressions with *have* and *be* which have similar meanings to the modal verbs.

*I have to go now. We're allowed to park here.*

These expressions can have other forms such as a past tense or a to-infinitive.

*I had to hurry to get here. We asked to be allowed to go.*

Modal verbs express meanings such as necessity and possibility. We can use modal verbs to tell or allow people to do things; or we can use them to say how certain or uncertain we are.

#### **Necessity: *must, have (got) to, needn't and mustn't* • 92**

*I must go to the bank.*

#### **Obligation and advice: *should, ought to* etc • 93**

*You should answer the letter.*

#### **Permission: *can, could, may, might and be allowed to* • 94**

*We can leave our luggage at the hotel.*

#### **Certainty: *will, must and can't***

*Mandy will be in London now.*

#### **Probability: *should and ought to* • 96**

*The rain should stop soon.*

#### **Possibility: *may, might, can and could* • 97**

*The keys may be in my coat pocket.*



**Ability: can, could and be able to** • 98

Most people **can** swim.

**Unreal situations: would** • 99

Six weeks' holiday **would** be nice.

**Habits: will, would and used to** • 100

People **will** leave litter everywhere.

**The verb dare** • 101

**Idaren't** go up on the roof.

OVERVIEW: **the use of modal verbs** • 102

## 91 Introduction to modal verbs

- 1 A modal verb is always the first word in the verb phrase. It always has the same form and never has an ending such as *s*, *ing* or *ed*. After a modal verb we put a bare infinitive.

**It will be** windy.      **You should look** after your money.

A modal does not have a to-infinitive after it (except *ought*).

NOTE

- a Some modal verbs have a spoken weak form. •55(1)  
*You **must** /məs/ give me your honest opinion.*
- b We can stress a modal if we want to put emphasis on its meaning.  
*You really **must** /məst/ be quiet. (It is very necessary.)*  
*You 'may be right. (It is not certain.)*
- c *Will* and *would* have the written short forms 'll and 'd.

- 2 Like the other auxiliary verbs (*be*, *have* and *do*), modal verbs are important in negatives, questions, tags and so on. A modal verb can have *not* after it, and it comes before the subject in questions.

*Your desk **shouldn't** be untidy.*

*How **should** I organize my work?*

*You **should** take notes, **shouldn't** you? ~ I suppose I **should**.*

We do not use *do* with a modal. NOT *HOW do I should organize my work?*

- 3 A modal verb does not usually have a tense. It can refer to the present or the future.

Present:      *We **must** know now.      The letter **might** be in my bag.*

Future:      *We **must** know soon.      The letter **might** arrive tomorrow.*

For the past we use *had to*, *was able to* etc, or we use a modal verb + *have*.

Past:      *We **had to** know then.      The letter **might have** arrived yesterday.*

But in some contexts *could*, *would*, *should* and *might* are past forms of *can*, *will*, *shall* and *may*.

*I **can't** remember the formula. (present)*

*I **couldn't** remember the formula. (past)*

*We **may** have problems. (direct speech)*

*We thought we **might** have problems. (indirect speech)*

- 4 A modal verb can go with the perfect, the continuous or the passive.
- |                       |   |
|-----------------------|---|
| Perfect:              | <i>I <b>may have shown</b> you this before.</i>           |
| Continuous:           | <i>They <b>may be showing</b> the film on television.</i> |
| Passive:              | <i>We <b>may be shown</b> the results later.</i>          |
| Perfect + continuous: | <i>You <b>must have been dreaming</b>.</i>                |
| Perfect + passive:    | <i>The car <b>must have been stolen</b>.</i>              |
- 5 There are some expressions with *have* and *be* which have very similar meanings to the modal verbs.
- a The main expressions are *have to*, *be able to*, *be allowed to* and *be going to*.  
*You **have to fill** in this form. I **was able to** cancel the order.*
- There are some important differences in the use of modal verbs and these expressions, e.g. *must* and *have to*, • 92; *can/may* and *be allowed to*, • 94; and *could* and *was able to*, • 98. For *will* and *be going to*, • 74; and for *be to*, • 76.
- b We can use *have to*, *be able to*, etc to talk about the past.  
*We **had to do** a test yesterday. NOT *We must do a test yesterday.**  
We can also use them in the infinitive and ing-form.  
*I **want to be allowed to** take part. NOT *to may take part**  
***Being able to see** properly is important. NOT *canning to see**  
A modal verb does not have an infinitive or ing-form.
- c We sometimes put a modal verb in front of *have to*, *be able to* etc, or we use two such expressions together.  
*You **will have to** hurry. I **might be able to** do a little revision.*  
*We **ought to be allowed to** decide for ourselves.*  
*People **used to have to** wash clothes by hand.*  
*You **aren't going to be able to** finish it in time.*  
But we cannot use two modals together. NOT *You will must hurry.*
- 6 Some nouns, adjectives and adverbs and ordinary verbs have similar meanings to modal verbs.  
*There's no **chance** of everything being ready on time.*  
*It's **essential/vital** you keep me informed.*  
*They'll **probably** give us our money back. • 214*  
*The passengers **managed to** scramble to safety. • 98(3a)*

## 92 Necessity: *must*, *have (got) to*, *needn't* and *mustn't*

### 1 *Must* and *have to*

- a This is a rule in a British Rail leaflet about a Young Person's Railcard.  
*You **must** buy your ticket before starting your journey, unless you join the train at a station where ticket purchase facilities are not available.*
- Now look at this conversation.  
Abigail: *There isn't much time to spare. You'd better buy your ticket on the train.*  
Phil: *I can't do that. I want to use this railcard. I **have to** buy the ticket before I get on.*

When we talk about necessity in the present or the near future, we can use either *must* or *have (got) to*. But there is a difference in meaning. We normally use *must* when the speaker feels the necessity and *have to* when the necessity is outside the speaker.

*You must buy your ticket before starting your journey.*

*I have to buy the ticket before I get on the train.*

The leaflet uses *must* because the rule is made by British Rail, and they are the authority. Phil uses *have to* because the rule is not his, and the necessity results from the situation.

*You must...* is a way of ordering someone to do something. *You have to...* is a way of telling them what is necessary in the situation.

*You must fill in a form.* (I'm telling you.)

*You have to fill in a form.* (That's the rule.)

*I must go on a diet. I'm getting overweight.*

*I have to go on a diet. The doctor has told me to.*

#### NOTE

- a Compare the meaning of *must* and *have to* in questions.

*Must I write these letters now?* (= Do you insist that I write them?)

*Do I have to write these letters now?* (= Is it necessary for me to write them?)

- b We can also use *be to* for an order by a person in authority. • 76(2)

*The doctor says I'm to go on a diet.*

But *have to* is much more common than *be to*.

- c *Be obliged to* and *be required to* also express necessity. Both expressions are rather formal.

*You are obliged to/are required to sign a declaration.*

- b We sometimes use *must* "for things we think are necessary because they are so enjoyable.

*You really must watch this new Canadian soap opera.*

*We must have lunch together.*

- c *Must* has no past tense, no perfect or continuous form and no infinitive or ing-form. We use *have to* instead.

*I had to pay £15 for this railcard last week.*

*We've had to make a few changes.*

*I'm having to spend a lot of time travelling.*

*I wasn't expecting to have to look after the children.*

*It's no fun having to stand the whole journey.*

*You will have to pay the full standard single fare.*

## 2 *Have to* and *have got to*

- a Both *have to* and *have got to* express the same meaning: necessity which is outside the speaker.

*I have to take an exam in June.*

*I have got to take/I've got to take an exam in June.*

*Have to* is common in both formal and informal English, but *have got to* is informal.

- b We use *got* only in simple tenses, but *have to* has all the forms of an ordinary verb.

*Father was so ill we were having to sit up with him night after night.*

*I don't want to have to punish you.*

We cannot use *got* here.

In the past simple *had to* is more usual than *had got to*.  
*I couldn't go to the dance. I **had to** finish my project.*

- c With *have to*, we use *do* in negatives and questions.  
*We **don't have to** pay. **Does** the winner **have to** make a speech?*

With *have got to*, we use *have* as an auxiliary.

*We **haven't got to** pay. **Has** the winner **got to** make a speech?*

For American English, • 303(5c).

In past simple negatives and questions we almost always use *did... have to*, not *had... got to*.

***Did you have to** wait long?*

### 3 No necessity

- a *Needn't* and *don't have to*

We use *needn't* and *don't have to/haven't got to* to say that something is unnecessary.

*You **need not** always make an appointment.*

*You **do not** always **have to** make an appointment.*

Often we can use either form. But there is a difference similar to the one between *must* and *have (got) to*. With *needn't*, the lack of necessity is felt by the speaker.

With *don't have to*, it results from the situation.

*You **needn't** take me to the station. I can walk.*

*You **don't have to** take me to the station. Alan's giving me a lift.*

- b *Need* as an ordinary verb

*Need to* means the same as *have to*.

*The colours **have to/need to** match.*

*The figure **doesn't have to/doesn't need to** be exact.*

NOTE

a Americans use *don't/doesn't need to*, not *needn't*. • 303(9)

b For *This carpet **needs cleaning***, • 113(1).

c We can also use *need* as a noun, especially in the phrase *no need*.

*There's **no need** to get up early.*

- c *Needn't have done* and *didn't need to*

We use these forms to talk about an unnecessary past action. If something happened which we now know was unnecessary, we usually use *needn't have done*.

*We **needn't have made** these sandwiches. No one's eaten any.*

(We made them, but it wasn't necessary.)

*Didn't need to* usually means that the action did not happen.

*We **didn't need to** make any sandwiches. We knew that people were bringing their own. (We didn't make them because it wasn't necessary.)*

But we can also use *didn't need to* for something unnecessary that actually happened.

*We **didn't need to** make these sandwiches. No one's eaten any.*

We can also use *didn't have to*.

*Fortunately we **didn't have to** pay for the repairs.*

## 4 Necessity not to do something

- a We use *mustn't* to tell someone not to do something.

*You **mustn't** forget your railcard. We **mustn't** lose this game.*

The meaning is the same as *Don't forget your railcard*. The speaker feels the necessity. Compare *You must remember your railcard*.

- b *Mustn't* has a different meaning from *needn't/don't have to*. Compare these sentences.

*I **needn't** run. I've got plenty of time.*

*I **mustn't** run. I've got a weak heart.*

- c We can use *mustn't* or *may not* to forbid something.

*Students **must not/may not** use dictionaries in the examination.*

Here the speaker or writer is the authority, the person who feels the necessity to stop the use of dictionaries. But if we are talking about rules made by other people, we use *can't* or *be allowed to*. • 94(3)

*We can't use/We **aren't allowed to** use dictionaries in the exam.*

## 93 Obligation and advice: *should, ought to* etc

### 1 *Should* and *ought to*

- a We use *should* and *ought to* for obligation and advice, to say what is the right thing or the best thing to do.

*They **should build/ought to** build more hospitals.*

*People **shouldn't** leave/oughtn't to leave litter all over the place.*

*You **should** go I **ought to** go to York. It's an interesting place.*

*I **shouldn't** leave/oughtn't to leave things until the last moment.*

*Who **should** we invite?/ Who **ought we to** invite<sup>1</sup>.*

*Should* and *ought to* are not as strong as *must*.

*You **should** tour in a group. (It's a good idea to.)*

*You **must** tour in a group. (It's essential.)*

But in formal rules *should* is sometimes a more polite and less emphatic alternative to *must*.

*Passengers **should** check in at least one hour before departure time.*

- b We can use the continuous or perfect after *should* and *ought to*.

*I **should be doing** some work really.*

*You **should have planted** these potatoes last month.*

*After all the help Guy has had, he **ought to have thanked** you.*

The perfect here means that the right action did not happen. Compare *had to*, where the action really happened.

*I **ought to have left** a tip.*

(Leaving a tip was the right thing to do, but I didn't leave one.)

*I **had to** leave a tip.*

(It was necessary to leave a tip, so I did leave one.)

## 2 Had better

We also use *had better* to say what is the best thing to do in a particular situation.

*You're ill. You **had better** see a doctor, NOT *You have better see a doctor.**

***I'd better** tidy this room up.*

*Had better* is stronger than *should* or *ought to*, although it is not as strong as *must*.

*I'd better tidy up* means that I am going to tidy up, because it is the best thing to do.

The negative is *had better not*.

*Come on. We'd **better not** waste any time.*

### NOTE

With *had better* we normally use an indirect question rather than a direct one.

*Do you **think I'd better** call a doctor?*

## 3 Be supposed to

We use *be supposed to* for what people expect to happen because it is the normal way of doing things or because it has been ordered or arranged.

*When you've paid, you're **supposed to** take your receipt to the counter over there. ~ Oh, I see.*

*Is this food **supposed to** be kept cool? ~ Yes, put it in the fridge.*

*This jacket is **supposed to** have been cleaned, but it looks dirty.*

*You **weren't supposed to** mention my secret. ~ Oh, sorry.*

We can also use *be supposed to* for what people say.

*Too much sugar is **supposed to** be bad for you.*

# 94 Permission: *can, could, may, might and be allowed to*

## 1 Giving and refusing permission

- a We use *can* or *may* to give permission. *May* is formal and used mainly in writing.

*You **can** use my phone if you like. Anyone **can** join the club.*

*Any person over 18 years **may/can** apply to join the club.*

- b We use the negative forms *cannot/can't* and *may not* to refuse permission.

*I'm afraid you **can't** just walk in here.*

*Customers **may not** bring their own food into this cafe.*

### NOTE

Here are some other ways of refusing permission.

*Tourists **must not** take money out of the country. • 92(4c)*

*Smoking is **prohibited/is not permitted** on school premises.*

*No picnics. (mainly written)*

## 2 Asking permission

We use *can*, *could* or *may* to ask permission.

***Can** I take your umbrella? ~ Of course you can.*

***Could** I borrow this calculator, please? ~ Well, I need it actually.*

***May** we come in? ~ Of course.*

Here *could* means a more distant possibility than *can* and so is less direct, more tentative. *May* is rather formal.

## NOTE

We can also use *might* to ask permission, but it is both formal and tentative.

*I was wondering if I might borrow your car for the afternoon.*

### 3 Talking about permission

- a We sometimes talk about permission when we are not giving it or asking for it. To do this, we can use *can* referring to the present or the future and *could* referring to the past.

*I **can** stay up as late as I like. My parents don't mind.*

*These yellow lines mean that you **can't** park here.*

*At one time anyone **could** go and live in the USA.*

We cannot use *may* here because we are not giving or asking permission.

NOT *I may stay up late.*

- b We can also use *be allowed to*.

*I'm **allowed to** stay up as late as I like.*

*Was Tina **allowed to** leave work early?*

*You **won't** be allowed to take photos.*

*Be allowed to* means that the permission does not depend on the speaker or the person spoken to. Compare these two sentences.

***May** we leave early, please? (= Will you allow it?)*

***Are** we **allowed to** leave early? (= Is it allowed?/What is the rule?)*

- c We use *be allowed to* (not *can* or *may*) in the perfect and the infinitive.

*Newspapers **have not been allowed to** report what is going on.*

*I didn't expect **to be allowed to** look round the factory.*

- d In the past, we make a difference between general permission and permission which resulted in an action. For general permission we use *could* or *was/were allowed to*.

*Years ago visitors to Stonehenge **could go/were allowed to** go right up to the stones.*

For an action that someone did with permission, we use *was/were allowed to*.

*The five students **were allowed to** go right up to the stones.*

## 95 Certainty: *will, must and can't*

- 1 We can use these verbs to say that something is certainly true or untrue.

*There's someone at the door. ~ It'll be the milkman.*

*You got up at four o'clock! Well, you **must** be tired.*

*This **can't** be Roland's textbook. He doesn't do physics.*

*Will* expresses a prediction. It means that something is certainly true, even though we cannot see that it is true. *Must* means that the speaker sees something as necessarily and logically true. *Can't* means that the speaker sees it as logically impossible for something to be true.

*Must* and *can't* are opposites.

*The bill **can't** be so much. There **must** be some mistake.*

NOTE

- a In informal English we can sometimes use *have (got) to* for logical necessity.  
*There **has to/has got to** be some mistake.*
- b We can also use *be sure/bound to*.  
*Carl is **sure to/is bound to** be sitting in a cafe somewhere.*
- c For *can't* and *mustn't* in the USA, • 303(10).

- 2 In questions we normally use *can* or *will*.  
*Who **will/can** that be at the door? Can it really be true?*  
But *can* for possibility has a limited use in statements. • 97(2e)

- 3 We can use the continuous or the perfect after *will*, *must* and *can't*.  
*Where's Carl?~ **He'll be sitting** in a cafe somewhere, I expect.*  
*The bus is ten minutes late. It **must be coming** soon.*  
*This glass is cracked. Someone **must have dropped** it.*  
*I **can't have gone** to the wrong house. I checked the address.*

Compare *must have done* expressing certainty about the past and *had to* expressing a past necessity.

*This film seems very familiar. I **must have seen** it before.*  
*Everyone had been telling me about the film. I **had to** see it.*

But for another meaning of *had to*, • (5).

- 4 *Must do* is usually a kind of order, a way of telling someone to do something. *Must be doing* usually means it is logically necessary that something is happening.  
*You've got exams soon. You **must work**.* (order)  
*Paul isn't at home. He **must be working**.* (logical necessity)
- 5 We can use *would*, *had to* and *couldn't* when something seemed certain in the past.  
*There was someone at the door. It **would** be the milkman.*  
*The fingerprints were the husband's, so he **had to** be the murderer.*  
*Harold stared in amazement. It **couldn't** be true!*

## 96 Probability: *should* and *ought to*

We use *should* and *ought to* to say that something is probable, either in the present or the future.

*They **should** have/ought to have our letter by now.*  
*We **should** know/ought to know the result soon.*

In the negative the usual form is *shouldn't*.

*We **shouldn't** have long to wait.*

*Should* and *ought to* have the additional meaning 'if all goes well'. We cannot use these verbs for things going wrong.

*The train **should** be on time.* but NOT *The train should be late.*

NOTE

To express probability we can also use *be likely to* or *will probably*.  
*We're **likely to** know the result soon./We'll **probably** know the result soon.*



## 97 Possibility: *may, might, can* and *could*

GOING TO LONDON

Leon: *I **may** drive up to London on Saturday. There are one or two things I need to do there.*

Simon: *I'd go early if I were you. The motorway **can** get very busy, even on a Saturday. You **may** get stuck in the traffic.*

Leon: *Well, I didn't want to go too early.*

Simon: *You **could** go on the train of course.*

Leon: *Yes, that **may** not be a bad idea. **I might** do that. Have you got a timetable?*

Simon: ***I might** have. I'll just have a look.*

### 1 *May* and *might*

a We use *may* and *might* to say that something is possibly true.

*This old picture **may/might** be valuable.*

*That **may not/might not** be a bad idea.*

We can also use *may* and *might* for an uncertain prediction or intention.

*You **may/might** get stuck in traffic if you don't go early.*

*I'm not sure, but **I may/might** drive up to London on Saturday.*

There is almost no difference in meaning, but *may* is a little stronger than *might*.

NOTE

a *Might not* has a short form.

*That **mightn't** be a bad idea.*

But *mayn't* is very old-fashioned. We use *may not*.

b There are other ways of being less than certain in English.

***Perhaps/Maybe** the picture is valuable.*

*It's **possible** the picture is valuable./There's a **possibility** the picture is valuable.*

*This toaster **seems to/appears** to work all right.*

***I think** that's a good idea.*

**We write** the adverb *maybe* as one word.

b We do not often use *may* or *might* in questions.

***Do you think** you'll get the job?*

c We can use the perfect or the continuous after *may* and *might*.

*I don't know where the paper is. **I may have thrown** it away.*

*Tina isn't at home. She **may be working** late.*

***I might be playing** badminton tomorrow.*

d We can use a statement with *might* to make a request.

*If you're going to the post office, you **might** get some stamps.*

***Might can** also express criticism that something is not done.*

*You **might** wash up occasionally.*

*Someone **might** have thanked me for all my trouble.*

*Could* is also possible here.

e We use *might as well* to say that something is the best thing to do, but only because there is no better alternative.

*I can't repair this lamp. **I might as well** throw it away.*

*Do you want to go to this party? ~ Well, I suppose we **might as well**.*

## 2 *Can and could*

- a We use *can* and *could* to suggest possible future actions.

*You **can/could** go on the train, ofcourse.*

*We **can/could** have a party. ~ Yes, why not?*

*If we're short of money, **I can/could** sell my jewellery.*

*Can* is stronger than *could*, which expresses a more distant possibility.

- b We use *can* and *could* in requests. *Could* is more tentative.

***Can/Could** you wait a moment, please?*

***Can/Could** I have one of those leaflets, please?*

We also use *can* for an offer.

***I can** lend you a hand. **Can** I give you a lift?*

- c *Can* and *could* express only a possibility. They do not mean that something is likely to happen.

*We **can/could** have a party. ~ Yes, why not? (suggestion)*

*We **may/might** have a party. ~ Oh, really? (uncertain intention)*

- d For something that is possibly true, we use *could*.

*Tina **could** be working late tonight.*

*The timetable **could** be in this drawer.*

*You **could** have forgotten to post the letter.*

We can also use *may* or *might* here, but not *can*.

For an uncertain prediction about the future, we also use *could*, *may* or *might* but not *can*.

*The motorway **could** be busy tomorrow.*

- e There is a special use of *can* to say that something is generally possible.

*You **can** make wine from bananas. Smoking **can** damage your health.*

*Can* often has the meaning 'sometimes'.

*Housewives **can** feel lonely. (= They sometimes feel lonely.)*

*The motorway **can** get busy. (= It sometimes gets busy.)*

NOTE

*Tend to* has a similar meaning.

*Americans **tend to** eat a lot of meat.*

*Dog owners **tend to** look like their dogs.*

- f *Can't* and *couldn't* express impossibility.

*She **can't** be very nice if no one likes her.*

*You **can't/couldn't** have seen Bob this morning. He's in Uganda.*

Compare *can't* with *may not/might not*.

*This answer **can't** be right. It **must** be wrong.*

(= It is impossible for this answer to be right.)

*This answer **may not/might not** be right. It **may/might** be wrong.*

(= It is possible that this answer isn't right.)

### 3 Possibility in the past

*May/might/could* + perfect refers to something in the past that is possibly true.

*Miranda **may have missed** the train.*

(= Perhaps Miranda missed the train.)

*The train **might have been delayed**.*

(= Perhaps the train has been delayed.)

*The letter **could have got lost** in the post.*

(= It is possible that the letter has got lost in the post.)

#### NOTE

*Could have done* can also mean that a chance to do something was not taken. • 98(3d)

*I **could have complained**, but I decided not to.*

## 98 Ability: *can*, *could* and *be able to*

### 1 *Can* and *could*

We use these verbs to say that something is possible because someone has the ability to do it. We use *can* for the present and *could* for the past.

*Nicola **can** play chess.*

***Can** you draw a perfect circle?*

*We **can't** move this piano. It's too heavy.*

*Nicola **could** play chess when she was six.*

*My grandfather **could** walk on his hands.*

The negative of *can* is *cannot* /<sup>1</sup>'kænɒt/, written as one word. It has a short form *can't* /kɑ:nt/.

As well as physical or mental ability, we also use *can/could* for a chance, an opportunity to do something.

*We **can** sit in the garden when it's nice.*

*When we lived in a flat, we **couldn't** keep a dog.*

#### NOTE

a With some verbs we can use a simple tense for ability.

*I (**can**) **speak** French. We **didn't/couldn't** understand the instructions.*

b For *can/could* expressing a perception, e.g. *I **can see** a light.* • 62(7).

### 2 *Be able to*

a *Be able to* in the present tense is a little more formal and less usual than *can*.

*The pupils **can** already read/are already **able to** read.*

*The duchess **can fly/is able to** fly an aeroplane.*

b We use *be able to* (not *can*) in the perfect and the infinitive or ing-form.

*Mr Fry has been ill for years. He **hasn't been able to** work for some time.*

*It's nice **to be able to** relax.*

***Being able to** speak the language is a great advantage.*

c We use *will be able to* for future ability or opportunity.

*When you have completed the course, you **will be able to** impress others with your sparkling conversation.*

*One day people **will be able to** go on a package tour of the solar system.*

But we normally use *can* to suggest a possible future action. • 97(2a)

*We **can** discuss the details later.*

### 3 *Could* and *was/were able to*

- a In the past, we make a difference between a general ability and an ability which resulted in an action. For a general ability we use *could* or *was/were able to*.

*Kevin **could** walk/**was able to** walk when he was only eleven months old.*

But we use *was/were able to* to talk about an action in a particular situation, when someone had the ability to do something and did it.

*The injured man **was able to** walk to a phone box.*

NOT *The injured man **could** walk to a phone box.*

We can also express the meaning with *managed to* or *succeeded in*.

*Detectives **were able to/managed to** identify the murderer.*

*Detectives **succeeded** in identifying the murderer.*

- b But in negatives and questions we can use either *was/were able to* or *could* because we are not saying that the action really happened.

*Detectives **weren't able to** identify/**couldn't** identify the murderer.*

***Were you able to get/**Could you get tickets for the show?*

NOTE

It is safer to use *was/were able to* when the question with *could* might be understood as a request. *Could you get tickets?* can be a request meaning 'Please get tickets'.

- c We normally use *could* (not *was/were able to*) with verbs of perception and verbs of thinking.

*I **could see** smoke on the horizon.*

*We **could understand** that Emily preferred to be alone.*

- d To say that someone had the ability or the chance to do something but didn't do it, we use *could have done*.

*He **could have walked** there, but he decided to wait where he was.*

*I **could have got** tickets, but there were only very expensive ones left.*

NOTE

*Could have done* can also express a past action that possibly happened. • 97(3)

*The murderer **could have driven** here and dumped the body. We don't know yet if he did.*

- e *Could* can also mean 'would be able to'.

*I **couldn't** do your job. I'd be hopeless at it.*

*The factory **could** produce a lot more goods if it was modernized.*

## 99 Unreal situations: *would*

- 1 Compare these sentences.

*We're going to have a barbecue. ~ Oh, that'll be nice.*

*We're thinking of having a barbecue. ~ Oh, that **would** be nice.*

Here *will* is a prediction about the future, about the barbecue. *Would* is a prediction about an unreal situation, about a barbecue which may or may not happen.

There is often a phrase or clause explaining the unreal situation we are talking about.

- It **would** be nice **to have** a barbecue.*
- You **wouldn't** be much use **in** a crisis.*
- No one **would** pay taxes **if they didn't** have to.*

For *would* with an if-clause, • 257(4).  
For *would* looking forward from the past, • 80(2).

- 2 In a request *would* is less direct, more tentative than *will*.

***Will/Would** you pass me the sugar?*

We can also use *would* in a statement to avoid sounding impolite, especially when disagreeing with someone.

- I **wouldn't** agree with that.*
- I **would** point out that this has caused us some inconvenience.*

- 3 We also use the expressions *would like* and *would rather*.

- a *Would like* is less direct than *want*, which can sound abrupt.

- I **want** a drink. (direct, perhaps impolite)*
- I'd **like** a drink. (less direct, more polite)*

Compare *like* and *would like*.

- I **like** to climb/I **like** climbing that mountain.*  
(I have climbed it a number of times, and enjoyed it.)
- I'd **like** to climb that mountain.*  
(= I want to climb it.)

We can also use *would* with *love*, *hate*, *enjoy* and *mind*.

- My sister **would love** to do deep-sea diving.*
- I'd **hate** to be in your shoes.*
- We'd **enjoy** a trip to Las Vegas. We've never been there before.*
- I **wouldn't mind** coming with you.*

- b *Would rather* means 'prefer' or 'would prefer'.

- I'd **rather** walk than hang around for a bus.*
- The guide **would rather** we kept together.*
- Would** you **rather** eat now or later?*

*Would rather* is followed by a bare infinitive (*walk*) or a clause (*we kept together*).

The negative is *would rather not*.

- I'd **rather not** take any risks.*

NOTE

- We can also use *would sooner*.
- I'd **sooner** walk than hang around for a bus.*

- 4 In some contexts we can use either *would* or *should* after *I/we*. The meaning is the same, but *should* is a little formal.

- I **would/should** like to thank you for all you've done.*
- We **wouldn't/shouldn't** be able to get around without a car.*

## 100 Habits: *will*, *would* and *used to*

### 1 *Will* and *would*

We can use these verbs for habits, actions which are repeated again and again. We use *will* for present habits and *would* for past habits.

*Every day Jane will come home from school and ring up the friends she's just been talking to.*

*Warm air will rise.*

*In those days people would make their own entertainment.*

The meaning is almost the same as a simple tense: *Every day Jane comes home...*

But we use *will* as a kind of prediction. The action is so typical and happens so regularly that we can predict it will continue.

### 2 *Used to*

- a *Used to* expresses a past habit or state.

*I used to come here when I was a child.*

*Before we had television, people used to make their own entertainment.*

*I used to have a bicycle, but I sold it.*

The meaning is similar to *would* for past habits, but *used to* is more common in informal English. *I used to come here* means that at one period I came here regularly, but then I stopped.

There is no present-tense form.

NOT *I use to come here now.*

- b *Used* is normally an ordinary verb. We use the auxiliary *did* in negatives and questions.

*There didn't use to be/never used to be so much crime.*

*What kind of books did you use to read as a child?*

NOTE

*Used* as an auxiliary is rather old-fashioned and formal.

*There used not to be so much crime.      What kind of books used you to read?*

- c Compare these sentences.

*We used to live in the country. But then we moved to London.*

*We're used to life/We're used to living in the country now. But at first it was quite a shock, after London.*

In the second example *are used to* means 'are accustomed to'.

## 101 The verb *dare*

*Dare* can be either a modal verb or an ordinary verb. It means 'not to be afraid to do something'. We use it in negatives, questions and similar contexts, but not usually to say that an action really happened.

*I daren't look/don't dare (to) look at the bill.*

*Dare you say/Do you dare (to) say what you're thinking?*

*The police didn't dare (to) approach the building.*

*I don't expect many people dare (to) walk along here at night.*

## NOTE

- a Americans mostly use **the** patterns with *to*.  
 b We use *How dare...* for an angry protest.  
*How dare you speak to me like that?*  
 c *I dare say* means 'probably'.  
*I dare say you'll feel better tomorrow.*

## 102 Overview: the use of modal verbs

### Deciding/Allowing/Telling

Deciding • 71 (4)

*I'll have coffee.*

Willingness • 71(5)

*I'll help you.*

*Will you help me?*

Formal order • 71 (9)

*All pupils will attend.*

Asking what to do • 71(7)

*What shall I do?*

*Shall I help you?*

Promise • 71(8)

*You shall have the money.*

Formal rule • 71(9)

*A game shall last one hour.*

Request • 99(2)

*Would you help me?*

Willingness (past) • 80(2)

*The baby wouldn't go to sleep.*

Necessity • 92

*You must be careful.*

No necessity • 92(3)

*You needn't hurry.*

Necessity not to do something.

• 92(4)

*You mustn't forget.*

### Prediction/Possibility

#### **will**

Prediction (future) • 71 (3)

*Tom will be at home tomorrow.*

Prediction (present) • 95

*Tom will be at home now.*

Prediction (habit) • 100(1)

*Tom will always arrive late.*

#### **shall**

Prediction (future) • 71(2)

*I/We shall be away next week.*

#### **would**

Prediction (unreal) • 99(1)

*A holiday would be great.*

Prediction (past) • 80(2)

*The result would surprise us all.*

Prediction (past habit) • 100(1)

*Tom would always arrive late.*

#### **must**

Logical necessity • 95

*You must be tired.*

#### **needn't**

#### **mustn't**

Obligation/Advice • 93  
*You **should** work hard.*

Obligation/Advice • 93  
*You **ought to** work hard.*

Permission • 94  
*You **may** go now.  
**May** I ask a question?*

Request/Order • 97(1d)  
*You **might** help me.*

Permission • 94  
*You **can** go now.  
**Can** I ask a question?*  
Request • 97 (2b) ***Can** you help me?*  
Offer • 97 (2b) ***Can** I help you?*  
Suggestion • 97(2a)  
*We **can** meet later.*

Permission (past) • 94(3)  
*You **could** park here years ago.*

Asking permission • 94(2)  
***Could** I ask a question?*

Request • 97 (2b) *I **Could** you help me?*

Suggestion • 97 (2a)  
*We **could** meet later. I **could** take better photos if I had a better camera.*

*I **didn't dare** climb up.*

**should**  
Probability • 96  
*It **should** be fine tomorrow.*  
(In some sub clauses)  
*If the phone **should** ring, don't answer it. • 258*  
*It is vital we **should** meet. • 242(2)*

**ought to**  
Probability • 96  
*It **ought to** be fine tomorrow.*

**may**  
Possibility • 97  
*The plan **may** go wrong.  
We **may** move house.*

**might**  
Possibility • 97  
*The plan **might** go wrong.  
We **might** move house.*

**can**  
General possibility • 97(2e)  
*Maths **can** be fun.*  
Impossibility • 95  
*The story **can't** be true.*  
Ability • 98  
*I **can** play the piano.*  
Opportunity • 98  
*We **can** watch TV in the evenings.*

**could**  
Possibility • 97  
*The plan **could** go wrong.  
It's perfect. It **couldn't** go wrong.*  
Ability (past) • 98  
***could** play the piano when I was five.*  
Ability (unreal) • 98 (3e)  
*I **could** take better photos if I had a better camera.*

**dare** • 101



# 13

## The passive

### 103 Summary

The use of the passive • 104

Compare the active and passive sentences.

Active: ***The secretary*** typed the report.

Passive: ***The report*** was typed (by the secretary).

When the person doing the action (*the secretary*) is the subject, we use an active verb. When the subject is what the action is directed at (*the report*), then we use a passive verb. We can choose to talk about *the secretary* and what he/she did, or about *the report* and what happened to it. This choice depends on what is old or new information in the context. Old information usually comes at the beginning of the sentence, and new information at the end.

In a passive sentence the agent can be the new and important information (...by *the secretary*.), or we can leave it out if it does not add any information. We say *The report was typed* because the fact that the typing is complete is more important than the identity of the typist.

The passive is often used in an official, impersonal style.

#### Form

A passive verb has a form of *be* and a passive participle.

**Tenses and aspects in the passive** • 105

*The letter was posted yesterday.*

**Modal verbs in the passive** • 106

*All tickets must be shown.*

**The passive with *get*** • 107

Sometimes we use *get* instead of *be*.

*The letter got lost in the post.*

#### Special patterns

**The passive with verbs of giving** • 108

*The pupils were all given certificates.*

**The passive with verbs of reporting • 109**

*It is said that the company is bankrupt.*  
*The company is said to be bankrupt.*

**Passive + to-infinitive or active participle • 110**

*You were warned to take care.*  
*A lot of time was spent arguing.*

**Patterns with have and get • 111**

We use *have/get something done* for professional services.  
*I had/got the photos developed.*

**The passive to-infinitive and gerund • 112**

*We don't want to be refused entry.*  
*I hate being photographed.*

**Active forms with a passive meaning • 113**

*The sheets need washing.*  
*I've got some shopping to do.*  
*The oven cleans easily.*

**OVERVIEW: active and passive verb forms • 114**

## 104 The use of the passive

### 1 The topic

Here are two paragraphs. One is about the scientist J.J. Thomson, and the other is about the electron.

THOMSON, SIR JOSEPH JOHN  
(1846-1940)

*British physicist and mathematician and head of a group of researchers at the Cavendish Laboratory in Cambridge. Thomson discovered the electron. He is regarded as the founder of modern physics.*

ELECTRON

*A subatomic particle and one of the basic constituents of matter. The electron was discovered by J.J. Thomson. It is found in all atoms and contains the smallest known negative electrical charge.*

Compare these two sentences, one from each paragraph.

*Thomson discovered the electron.*      *The electron was discovered by Thomson.*

The sentences have the same meaning, but they have different topics: they are about different things. The topic of the first sentence is *Thomson*, and the topic of the second is *the electron*. The topic is the starting-point of the sentence and is usually the subject.

When the subject is the agent (the person or thing doing the action), then the verb is active (*discovered*). When the subject is *not* the agent, then the verb is passive (*was discovered*). The choice between active and passive is really about whether the subject is the agent or not, whether we are talking about someone (*Thomson*) doing something, or about something (*the electron*) that the action is directed at. Note that *the electron* is object of the active sentence and subject of the passive sentence.

## NOTE

a Usually the agent is a person and the action is directed at a thing. But this is not always so.

*Lightning struck a golfer. A golfer was struck by lightning.*

Here the agent is *lightning* and the action is directed at a *golfer*. The agent can also be an abstract idea.

*Ambition drove the athletes to train hard. The athletes were driven by ambition.*

b For *The victim was struck with a sandbag*, • 228(5).

## 2 New information

A sentence contains a topic and also new information about the topic. The new information usually comes at or near the end of the sentence.

*Thomson discovered **the electron**.*

The topic is *Thomson*. The new information is that he discovered the electron. *The electron* is the important piece of new information, the point of interest.

The new information can be the agent.

*The electron was discovered **by Thomson**.*

Here *the electron* is the topic. The new information is that its discoverer was Thomson. *Thomson* is the point of interest, and it comes at the end of the sentence in a phrase with *by*. Here are some more examples of the agent as point of interest.

*James Bond was created **by Ian Fleming**.*

*The scheme has been putforward **by the government**.*

*The first football World Cup was won **by Uruguay**.*

In a passive sentence the point of interest can be other information such as time, place, manner or instrument.

*The electron was discovered **in 1897**.*

*The electron was discovered **at Cambridge**.*

*The gas should be lit **carefully**.*

*The gas should be lit **with a match**.*

Here we do not mention the agent at all.

## 3 Passive sentences without an agent

- a In a passive sentence we mention the agent only if it is important new information. There is often no need to mention it.

## A DAY IN THE LIFE OF THE WORLD

*Every day your heart pumps enough blood to fill the fuel tanks of about 400 cars. The population of the world increases by about 200,000. Nine million cigarettes are smoked. 740,000 people fly off to foreign countries.... In America 10,000 crimes are committed, and in Japan twenty million commuters cram into trains. In Russia 1.3 million telegrams are sent.... 200,000 tons of fish are caught and 7,000 tons of wool are sheared off sheep.*

(from J. Reid *It Can't Be True!*)

There is no need to say that nine million cigarettes are smoked *by smokers all over the world*, or that in America 10,000 crimes are committed *by criminals*. This is already clear from the context. Here are some more examples.

*A new government has been elected. The man was arrested.  
'Hamlet' was written in 1601.*

It is well known that 'Hamlet' was written *by Shakespeare*, so we do not need to mention it. For the same reason, we do not need to say that the man was arrested *by police* or the government elected *by the people*.

## NOTE

We use the verb *bear* (a child) mainly in the passive and without an agent.  
*Charles Dickens was born in Portsea.*

- b The agent may not be relevant to the message.  
*A large number of Sherlock Holmes films have been made.  
The atom was regarded as solid until the electron was discovered in 1897.*  
The makers of the films and the discoverer of the electron are not relevant. The sentences are about the *number* of films and the *time* of the discovery.
- c Sometimes we do not know the identity of the agent.  
*My car was stolen.*  
The phrase *by a thief* would add no information. But we can use an agent if there is some information.  
*My car was stolen by two teenagers.*
- d Sometimes we do not mention the agent because we do not want to.  
*Mistakes have been made.*  
This use of the passive without an agent is a way of not saying who is responsible. Compare the active *I/We have made mistakes*.

## 4 Empty subjects

Even when the agent is not important or not known, we do not always use the passive. Especially in informal speech, we can use *you, one, we, they, people* or *someone* as vague and 'empty' subjects. But a passive sentence is preferred in more formal English.

Active: **You/One** can't do anything about it.  
Passive: *Nothing can be done about it.*  
Active: **We/People** use electricity for all kinds of purposes.  
Passive: *Electricity is used for all kinds of purposes.*  
Active: *They're building some new houses.*  
Passive: *Some new houses are being built.*

## 5 Typical contexts for the passive

We can use the passive in speech, but it is more common in writing, especially in the impersonal style of textbooks and reports.

- a To describe industrial and scientific processes  
*The ore is usually dug out of the ground.  
The paint is then pumped into a large tank, where it is thinned.  
If sulphur is heated, a number of changes can be seen.*

- b To describe historical and social processes

*A new political party was formed.  
Thousands of new homes have been built.  
A lot of money is given to help the hungry.*

- c Official rules and procedures

*The service is provided under a contract.  
This book must be returned to the library by the date above.  
Application should be made in writing.*

The active equivalent *We provide the service...*, *You must return this book...* is less formal and less impersonal.

## 6 Verbs which cannot be passive

- a An intransitive verb cannot be passive. These sentences have no passive equivalent.

*Something **happened**.    **He slept** soundly.    The cat **ran** away.*

But most phrasal and prepositional verbs which have an object can be passive.

- 105(3)

*We ran over a cat./The cat **was run** over.*

- b Some state verbs cannot be passive, e.g. *be, belong, exist, have (= own), lack, resemble, seem, suit*. These sentences have no passive equivalent.

*Tom **has** a guitar.    The building **seemed** empty.*

Some verbs can be either action verbs or state verbs, e.g. *measure, weigh, fit, cost*. They can be passive only when they are action verbs.

Action & active:    *The decorator **measured** the wall.*

Action & passive:    *The wall **was measured** by the decorator.*

State:    *The wall **measured** three metres.*

but NOT *Three metres was measured by the wall.*

But some state verbs can be passive, e.g. *believe, intend, know, like, love, mean, need, own, understand, want*.

*The building **is owned** by an American company.*

*Old postcards **are wanted** by collectors.*

## 105 Tenses and aspects in the passive

*The lowest monthly death toll on French roads for 30 years was announced by the Transport Ministry for the month of August. The results were seen as a direct triumph for the new licence laws, which led to a bitter truck drivers strike in July. Some 789 people died on the roads last month, 217 fewer than in August last year.*

(from *Early Times*)

*Cocaine worth £290 million has been seized by the FBI in a case which is being called 'the chocolate connection'. The 6,000 lb of drugs were hidden in blocks of chocolate aboard an American ship that docked in Port Newark, New Jersey, from Ecuador.*

(from *The Mail on Sunday*)

- 1 A passive verb has a form of *be* and a passive participle. *Be* is in the same tense as the equivalent active form. The passive participle has the same form as a past participle: *announced, called, seen.*

Active:        *The Ministry **announced** the figure.*        (past simple)

Passive:      *The figure was announced.*                    (past simple of *be* + passive participle)

NOTE For *get* instead of *be*, • 107.

- a Simple tenses (simple form of *be* + passive participle)

*Large numbers of people **are killed** on the roads.*

*The drugs **were found** by the police.*

- b The perfect (perfect of *be* + passive participle)

*Cocaine **has been seized** by the FBI.*

*The drugs **had been loaded** onto the ship in Ecuador.*

- c The continuous (continuous of *be* + passive participle)

*The case **is being called** 'the chocolate connection'.*

*Three men **were being questioned** by detectives last night.*

- d *Will* and *be going to* (future of *be* + passive participle)

*The drugs **will be destroyed**.*

*The men **are going to be charged** with importing cocaine.*

For other modal verbs, • 106.

- 2 We form negatives and questions in the same way as in active sentences. In the negative *not* comes after the (first) auxiliary; in questions there is inversion of subject and (first) auxiliary.

Negative:     *The drugs **were not found** by customs officers.*

*The law **hasn't been changed**.*

Question:    *Where **were** the drugs found?*

***Has** the law been changed?*

NOTE

We use *by* in a question about the agent.

*Who were the drugs found by?*

- 3 When we use a phrasal or prepositional verb in the passive, the adverb or preposition (e.g. *down, for*) comes after the passive participle.

*The tree was **cut down** last week.*

*Has the doctor been **sent for**?*

Note also verb + adverb + preposition, and verbal idioms with prepositions.

*Such out-of-date practices should be **done away with**.*

*The poor child is always being **made fun of**.*

- 4 We can sometimes use a participle as a modifier, like an adjective: *a **broken** vase*,  
 • 137. We can also put the participle after *be*. *The vase was **broken*** can express either a state or an action.

State:  
 (be + complement)      *The vase **was broken**. It lay in pieces on the floor,*  
                                  *The drugs **were hidden** in the ship. They were in blocks of chocolate.*

Action:  
 (passive verb)            *The vase **was broken** by a guest. He knocked it over.*  
                                  *The drugs **were hidden** (by the gang) and then loaded onto the ship.*

NOTE *The vase got broken* expresses an action. • 107

## 106 Modal verbs in the passive

- 1 We can use the passive with a modal verb (or an expression like *have to*). The pattern is modal verb + *be* + passive participle.

*Stamps **can be bought** at any post office.*

*Animals **should really be seen** in their natural habitat.*

*Meals **have to be prepared** every day.*

*Many things that **used to be done** by hand are now done by machine.*

NOTE

For an adjective ending in *able/ible* meaning that something 'can be done', • 285(4i).

*Stamps are **obtainable** at any post office.*

- 2 A modal verb can also go with the perfect and the passive together. The pattern is modal verb + *have been* + passive participle.

*I can't find that piece of paper. It **must have been thrown** away.*

*The plane **might have been delayed** by the fog.*

*This bill **ought to have been paid** weeks ago.*

## 107 The passive with get

- 1 We sometimes form the passive with *get* rather than with *be*.

*The vase **got broken** when we moved.      We **get paid** monthly.*

*It was so hot my shoulders **were getting burnt**.*

*If you don't lock your bike, it **might get stolen**.*

We use the passive with *get* mainly in informal English, and it has a more limited use than *be*. The passive with *get* expresses action and change, not a state. It often refers to something happening by accident, unexpectedly or incidentally. (Note that the payment of salaries is a small, incidental part of a company's whole activities.) We do not use *get* for a major, planned action.

NOT *Wembley Stadium got built in 1923.*

In simple tenses we use the auxiliary *do* in negatives and questions.

*I forgot to leave the dustbin out, so it **didn't get emptied**.*

*How often **do** these offices **get cleaned**?*

- 2 We also use *get* + passive participle in some idiomatic expressions.

*There wasn't enough time to **get washed**. (= wash oneself)*

Such expressions are: *get washed, get shaved, get (un)dressed, get changed; get engaged, get married, get divorced; get started (= start), get lost (= lose one's way).*

The idioms *get washed/shaved/dressed/changed* are much more common than *wash myself* etc. But we can use *wash* etc in the active without an object.

*There wasn't much time to wash and change.*

NOTE For *I got my hair cut*, • 111.

- 3 After *get* there can be an adjective in *ed*.  
*I'd just **got interested** in the film when the phone rang.*  
(= I'd just **become interested** in the film ...)  
Some other adjectives used after *get* are *bored, confused, drunk, excited* and *tired*.

## 108 The passive with verbs of giving

- 1 In the active, *give* can have two objects.  
*The nurse gives **the patient a sleeping pill**.*  
Either of these objects can be the subject of a passive sentence.  
*A **sleeping pill** is given to the patient.*  
***The patient** is given a sleeping pill.*  
We can use other verbs in these patterns, e.g. *send, offer, award*. • (3)
- 2 Here are two ways in which a court case about paying damages might be reported.

MILLION POUND DAMAGES AWARDED

*£1 million pound damages were awarded in the High Court in London yesterday to a cyclist who was left completely paralysed after a road accident. The damages are the highest ever paid to a road accident victim in a British court.*

CYCLIST AWARDED MILLION POUNDS

*A cyclist who was left completely paralysed after a road accident was awarded £1 million damages at the High Court in London yesterday. The court heard that Mr Graham Marks was hit by a car as he was cycling along the A303 near Sparkford in Somerset.*

Compare these two sentences, one from each report.

*£1 million damages were awarded to a cyclist.*

*A cyclist was awarded £1 million damages.*

Both sentences are passive, but one has *£1 million damages* as its subject, and the other has *a cyclist* as its subject. The first report is about the damages, and it tells us who received them. The second is about a cyclist, and it tells us what he received.

- 3 It is quite normal in English for the person receiving something to be the subject. Here are some more examples.  
*The chairman was handed a note. I've been offered a job.*  
*We were told all the details. The residents will be found new homes.*

We can use these verbs in the passive pattern:

<i>allow</i>	<i>deny</i>	<i>leave</i>	<i>promise</i>	<i>tell</i>
<i>ask</i>	<i>feed</i>	<i>lend</i>	<i>refuse</i>	<i>throw</i>
<i>award</i>	<i>find</i>	<i>offer</i>	<i>send</i>	
<i>bring</i>	<i>give</i>	<i>owe</i>	<i>sell</i>	
<i>buy</i>	<i>grant</i>	<i>pass</i>	<i>show</i>	
<i>charge</i>	<i>hand</i>	<i>pay</i>	<i>teach</i>	



## 109 The passive with verbs of reporting

There are two special patterns with verbs of reporting.

Active: **They say** that elephants have good memories.

Passive: **It is said** that elephants have good memories.  
Elephants **are said to** have good memories.

There is an example of each pattern in this paragraph.

STONEHENGE

**It is now thought** that Stonehenge - the great stone circle - dates from about 1900 BC. Until recently the circle **was** popularly **believed to** be a Druid temple and a place of human sacrifice, but this is not in fact so. The stones were put up long before the Druids came to Britain.

### 1 It + passive verb + finite clause

**It is thought** that Stonehenge dates from about 1900 BC.

This pattern is often used in news reports where there is no need to mention the source of the information.

**It was reported** that the army was crossing the frontier.

**It has been shown** that the theory is correct.

**It is proposed** that prices should increase next year.

In Pattern 1 we can use these verbs:

<i>admit</i>	<i>declare</i>	<i>hope</i>	<i>propose</i>	<i>show</i>
<i>agree</i>	<i>discover</i>	<i>intend</i>	<i>prove</i>	<i>state</i>
<i>allege</i>	<i>establish</i>	<i>know</i>	<i>recommend</i>	<i>suggest</i>
<i>announce</i>	<i>estimate</i>	<i>mention</i>	<i>regret</i>	<i>suppose</i>
<i>assume</i>	<i>expect</i>	<i>notice</i>	<i>report</i>	<i>think</i>
<i>believe</i>	<i>explain</i>	<i>object</i>	<i>request</i>	<i>understand</i>
<i>claim</i>	<i>fear</i>	<i>observe</i>	<i>reveal</i>	
<i>consider</i>	<i>feel</i>	<i>presume</i>	<i>say</i>	
<i>decide</i>	<i>find</i>	<i>promise</i>	<i>see</i>	

### 2 Subject + passive verb + to-infinitive

Compare these patterns.

Pattern 1: **It is thought** that **Stonehenge dates** from about 1900 BC.

Pattern 2: **Stonehenge is thought to date** from about 1900 BC.

In Pattern 2 we can use these verbs:

<i>allege</i>	<i>declare</i>	<i>find</i>	<i>presume</i>	<i>see</i>
<i>assume</i>	<i>discover</i>	<i>intend</i>	<i>prove</i>	<i>show</i>
<i>believe</i>	<i>estimate</i>	<i>know</i>	<i>report</i>	<i>suppose</i>
<i>claim</i>	<i>expect</i>	<i>mean</i>	<i>reveal</i>	<i>think</i>
<i>consider</i>	<i>feel</i>	<i>observe</i>	<i>say</i>	<i>understand</i>

The infinitive can also be perfect or continuous, or it can be passive.

*The army was reported to be crossing* the frontier.

*The prisoner is known to have behaved* violently in the past.

*Stonehenge is thought to have been built* over a period of 500 years.

## 110 Passive + to-infinitive or active participle

### NOTE

We can use the pattern with the subject *there*.

*There is considered to be little chance of the plan succeeding.*

### 3 *It* + passive verb + to-infinitive

Active: *The committee agreed to support the idea.*

Passive: *It was agreed to support the idea.*

We can use this pattern only with the verbs *agree*, *decide* and *propose*.

### 4 The agent with verbs of reporting

We can express the agent in all three patterns.

*It was reported by **the BBC** that the army was crossing the frontier.*

*The theory has been shown by **scientists** to be correct.*

*It was agreed by **the committee** to support the idea.*

## 110 Passive + to-infinitive or active participle

Some patterns with a verb + object + infinitive/active participle have a passive equivalent.

### 1 Infinitive

a Active: *Police advise drivers to use an alternative route.*

Passive: *Drivers **are advised to use** an alternative route.*

We can use this passive pattern with verbs like *tell*, *ask*, *persuade*, *warn*, *advise*,

• 122(2a); and verbs like *force*, *allow*, • 122(2b).

### NOTE

We can also use a finite clause after the passive verb.

*Drivers are advised **that an alternative route should be used.***

b Active: *The terrorists made the hostages lie down.*

Passive: *The hostages **were made to lie down.***

In the passive pattern we always use a to-infinitive (to *lie*) even if in the active there is a bare infinitive (*lie*). This happens after *make* and after verbs of perception such as *see*.

### NOTE

We do not often use *let* in the passive. We use *be allowed to* instead.

*The hostages **were allowed to talk** to each other.*

### 2 Active participle

Active: *The detective saw the woman putting the jewellery in her bag.*

Passive: *The woman **was seen putting** the jewellery in her bag.*

Active: *The officials kept us waiting for half an hour.*

Passive: *We **were kept waiting** for half an hour.*

In this pattern we can use verbs of perception (*see*) and *catch*, *find*, *keep*, *leave*, *lose*, *spend*, and *waste*.

### 3 Overview

	With a participle	With an infinitive
Active	<i>Someone saw him <b>running</b> away.</i>	<i>Someone saw him <b>run</b> away.</i>
Passive	<i>He was seen <b>running</b> away.</i>	<i>He was seen <b>to run</b> away.</i>

## 111 Patterns with *have* and *get*

### 1 The active: *have/get* + object + infinitive

This pattern means 'cause someone to do something'. *Have* takes a bare infinitive and *get* a to-infinitive.

*I **had** the garage **service** my car.*

*I **got** the garage **to service** my car.*

This active pattern with *have* is more common in the USA than in Britain, where it is rather formal. *Get* is informal.

### 2 The passive: *have/get* + object + passive participle

This pattern means 'cause something to be done'.

*I **had** my car **serviced**.*

*I **got** my car **serviced**.*

This means that I arranged for someone, for example a garage, to service my car; I did not service it myself. We use this pattern mainly to talk about professional services to a customer.

*You **should have/get** the job **done** professionally.*

*I **had/got** the machine **repaired** only last week.*

*We're **having/getting** a new kitchen **fitted**.*

*Where did you **have/get** your hair **cut**?*

Both *have* and *get* are ordinary verbs which can be continuous (*are having/are getting*) and which take the auxiliary *do* (*did... have/get...?*) *Get* is more informal than *have*.

NOTE

a Compare these two patterns with *had*.

*had something done:*      *We **had** a burglar alarm **fitted** (by a security company) some time ago.*

Past perfect:              *We **had fitted** a burglar alarm (ourselves) some time before that.*

b We can use *get* informally meaning 'cause oneself to do something' or 'get on with a job'.

*I must **get** my homework **done**.      We finally **got** everything **packed** into suitcases.*

Here it is the subject (*I, we*) who must do the homework and who packed the suitcases.

### 3 *Have* meaning 'experience'

We can use the same pattern with *have* meaning 'experience something', often something unpleasant. The subject is the person to whom something happens.

*We **had** a window **broken** in the storm.*

*My sister **has had** some money **stolen**.*

## 112 The passive to-infinitive and gerund

### 1 Forms

	Active	Passive
To-infinitive	<i>to play</i>	<i>to be played</i>
Perfect to-infinitive	<i>to have played</i>	<i>to have been played</i>
Gerund	<i>playing</i>	<i>being played</i>
Perfect gerund	<i>having played</i>	<i>having been played</i>

The passive forms end with a passive participle (*played*).

NOTE

Passive forms can sometimes have *get* instead of *be*. • 107

*I don't expect to **get invited** to the wedding.*      *Let's not risk **getting caught** in a traffic jam.*

### 2 Patterns

The passive to-infinitive and gerund can come in the same patterns as the active forms, for example after some verbs or adjectives.

a To-infinitive

*I expect **to be invited** to the wedding.*      *It's awful **to be criticized** in public.*  
*I'd like this rubbish **to be cleared** away as soon as possible.*

NOTE

After *decide* and *agree* we use a finite clause with *should*. • 242(2)

*We decided that the rubbish **should be cleared** away.*

After *arrange* we can use a to-infinitive pattern with *for*.

*We arranged **for the rubbish to be cleared** away.*

b Perfect to-infinitive

*I'd like this rubbish **to have been cleared** away when I get back.*

c Gerund

***Being searched** by customs officers is unpleasant.*  
*Let's not risk **being caught** in a traffic jam.*      *I was afraid of **being laughed at**.*  
*The government tried to stop the book **being published**.*

NOTE

After *suggest*, *propose*, *recommend* and *advise* we use a finite clause with *should*. • 242(2)

*The Minister proposed that the book **should be banned**.*

d Perfect gerund

*I'm annoyed at **having been made** a fool of.*

### 3 Use of the passive forms

Compare the subjects in the active and passive clauses.

Active:      *I'd like **someone** to clear away this rubbish.*

Passive:     *I'd like **this rubbish** to be cleared away.*

In the active, the subject of the clause is *someone*, the agent. In the passive it is *this rubbish*, the thing the action is directed at.

When the main clause and the infinitive or gerund clause have the same subject, then we do not repeat the subject.

*I expect to be invited to the wedding.*

(= I expect that I shall be invited to the wedding.)

The understood subject of *to be invited* is *I*.

## 113 Active forms with a passive meaning

### 1 Gerund

The active gerund after *need*, *want* (= need), *require* and *deserve* has a passive meaning.

*These windows need painting. The cupboard wants tidying out.*

We cannot use the passive gerund here.

### 2 To-infinitive

- a We sometimes use an active to-infinitive to talk about jobs we have to do.

*We've got these windows to paint.*

*I had some homework to do.*

When the subject of the sentence is the agent, the person who has to do the job, then we use the active infinitive, not the passive.

If the subject of the sentence is *not* the agent, then we use the passive infinitive.

*These windows have to be painted.*

*The homework was to be done by the next day.*

After the subject *there*, we can use either an active or a passive infinitive.

*There are a lot of windows to paint/to be painted.*

*There was some homework to do/to be done.*

NOTE

We do not normally use the passive infinitive for leisure activities.

*There are lots of exciting things to do here.*

- b After an adjective phrase, the infinitive is usually active.

*This machine isn't safe to use.*

*The piano is too heavy to move.*

*That box isn't strong enough to sit on.*

If we use a phrase with *by* and the agent, then the infinitive is passive.

*The piano is too heavy to be moved by one person.*

(= The piano is too heavy for one person to move.)

NOTE

Compare *ready* and *due*.

*The meal was ready to serve/to be served at eight.*

*The meal was due to be served at eight.*

### 3 Main verbs

There are a few verbs that we can use in the active form with a passive meaning.

*The singer's latest record is selling like hot cakes.*

*This sentence doesn't read quite right.*

*This sweater has washed OK.*

## 114 Overview: active and passive verb forms

### Active

### Passive

#### 1 Tenses and aspects • 105

##### Present simple

*They play the match.*

*The match **is played**.*

##### Present continuous

*They are playing the match.*

*The match **is being played**.*

##### Present perfect

*They have played the match.*

*The match **has been played**.*

##### Past simple

*They played the match.*

*The match **was played**.*

##### Past continuous

*They were playing the match.*

*The match **was being played**.*

##### Past perfect

*They had played the match.*

*The match **had been played**.*

##### Future

*They will play the match.*

*The match **will be played**.*

*They are going to play the match.*

*The match **is going to be played**.*

#### 2 Modal verbs • 106

##### Modal + infinitive

*They should play it.*

***It should be played**.*

*They ought to play it.*

***It ought to be played**.*

##### Modal + perfect infinitive

*They should have played it.*

***It should have been played**.*

*They ought to have played it.*

***It ought to have been played**.*

#### 3 To-infinitive and gerund • 112

##### To-infinitive

*I wanted them to play the match.*

*I wanted the match **to be played**.*

##### Perfect to-infinitive

*They expect to have played the match by then.*

*They expect the match **to have been played** by then.*

##### Gerund

*They left without playing the match.*

*They left without the match **being played**.*

##### Perfect gerund

*They left without having played the match.*

*They left without the match **having been played**.*

# 14

## The infinitive

### 115 Summary

#### **Infinitive forms • 116**

An infinitive can be a bare infinitive (e.g. *play*) or a to-infinitive (e.g. *to play*). There are also perfect and continuous forms.

#### **Infinitive clauses • 117**

We can put an object or adverbial after the infinitive.

*I want to play some records now.*

#### **The to-infinitive as subject and complement • 118**

*To break your promise would be wrong.*

*It would be wrong to break your promise.*

*The object of the game is to score the most points.*

#### **The to-infinitive expressing purpose and result • 119**

*I came here to get some information.*

*We got home to find visitors on the doorstep.*

#### **Verb + to-infinitive • 120**

*I hope to see you again soon.*

#### **To-infinitive or gerund after a verb • 121**

*I wanted to play./I enjoyed playing.*

#### **Verb + object + to-infinitive • 122**

*My parents have invited us to visit them.*

#### **Adjective + to-infinitive • 123**

*It's nice to see you.*

#### **Noun phrase + to-infinitive • 124**

*I haven't got anything to wear.*

#### **Question word + to-infinitive • 125**

*I didn't know what to do.*

For and of with a to-infinitive • 126

*It's usual **for** guests **to bring** flowers.*

*It was kind **of you to help**.*

Patterns with the bare infinitive • 127

*You **could walk** round the earth in a year.*

*I'd **better put** this cream in the fridge.*

*The ride **made me feel** sick.*

## 116 Infinitive forms

1	Bare infinitive	To-infinitive
Simple	<i>play</i>	<i>to play</i>
Perfect	<i>have played</i>	<i>to have played</i>
Continuous	<i>be playing</i>	<i>to be playing</i>
Perfect + continuous	<i>have been playing</i>	<i>to have been playing</i>

For the passive, e.g. *to be played*, • 112.

2 A simple infinitive is the base form of a verb, with or without *to*.

Bare infinitive: *I'd rather **sit** at the back.*

To-infinitive: *I'd prefer **to sit** at the back.*

There is no difference in meaning here between *sit* and *to sit*. Which we use depends on the grammatical pattern.

3 Here are some examples with perfect and continuous forms.

*It's a pity I missed that programme. I'd like **to have seen** it.*

*You'd better **have finished** by tomorrow.*

*The weather seems **to be getting** worse.*

*I'd rather **be lying** on the beach than stuck in a traffic jam.*

*The man appeared **to have been drinking**.*

We cannot use a past form.

NOT *I'd like to saw it.*

4 A simple infinitive refers to the same time as in the main clause.

*I'm pleased **to meet** you.*

(The pleasure and the meeting are both in the present.)

*You were lucky **to win**.*

(The luck and the victory are both in the past.)

We use a perfect infinitive for something before the time in the main clause.

*I'd like **to have seen** that programme yesterday.*

(The desire is in the present, but the programme is in the past.)

We use a continuous infinitive for something happening over a period.

*You're lucky **to be winning**.*

(You're winning at the moment.)



- 5 In the negative, *not* comes before the infinitive.

*I'd rather **not sit** at the front.*

*I'd prefer **not to sit** at the front.*

NOTE

It can make a difference whether the main verb or the infinitive is negative.

*I told you **not to** go. (= I told you to stay.)*

*I **didn't** tell you to go. (= I didn't say 'Go'.)*

- 6 *To* can stand for an infinitive clause. •39(1)

*I have to go out, but I don't want **to**.*

We can sometimes leave out *to* so that we do not repeat it.

*It's better to do it now than **(to) leave** it to the last minute.*

When *to*-infinitives are linked by *and*, we do not usually repeat *to*.

*I'm going to go out and **have** a good time.*

## 117 Infinitive clauses

- 1 An infinitive clause can be just an infinitive on its own, or there can be an object or adverbial.

*A ride on a London bus is the best way **to see the city**.*

*We need **to act quickly**.*

An adverbial usually comes after the infinitive, and an object always comes after it.

NOT *the best way the city to see*

NOTE

An adverb can sometimes go before the infinitive. Compare the position of *suddenly* in these clauses.

*I didn't expect you to change your mind **suddenly**.*

*I didn't expect you **suddenly** to change your mind.*

It can also sometimes go between *to* and the verb.

*I didn't expect you to **suddenly** change your mind.*

This is called a 'split infinitive' because the infinitive *to change* is split by the word *suddenly*.

Split infinitives are common usage, although some people regard them as incorrect. In general, it is safer to avoid them if you can, especially in writing. But sometimes we need to split the infinitive to show that the adverb modifies it.

*Wo one claims to **really** understand what is happening.*

*The government is planning to **secretly** test a new and more powerful weapon.*

This makes it clear that we mean a real understanding (not a real claim), and that the test is secret (not just the plan).

- 2 A preposition comes in its normal place, usually after a verb or adjective.

*Your meals are all you have **to pay for**.*

*There's nothing **to get excited about**.*

*I need a vase **to put these flowers in**.*

NOTE

In more formal English we can begin the clause with a preposition and relative pronoun.

Less formal: *I need some information to base the article **on**.*

More formal: *I need some information **on which** to base the article.*

## 118 The to-infinitive as subject and complement

- 1 We can sometimes use a to-infinitive clause as subject.

*To defrost this fridge takes ages.*

*To turn down the invitation seems rude.*

*Not to take a holiday now and then is a great mistake.*

But this pattern is not very usual. More often we use it as an 'empty subject' referring forward to the infinitive clause. • 50(5)

*It takes ages to defrost this fridge.*

*Would it seem rude to turn down the invitation?*

*It's a great mistake not to take a holiday now and then.*

But we often use a gerund clause as subject. • 131(1)

*Defrosting this fridge takes ages.*

- 2 A to-infinitive clause can be a complement after *be*.

*Melanie's ambition is to go to Australia.*

*The important thing is not to panic.*

*The idea was to surprise everybody.*

NOTE For *be to*, e.g. *Everyone is to attend*, • 76.

## 119 The to-infinitive expressing purpose and result

- 1 A to-infinitive clause can express purpose.

*Laura has gone to town to do some shopping.*

*I'm writing to enquire about activity holidays.*

*To get a good seat, you need to arrive early.*

For other ways of expressing purpose, • 252.

NOTE

a In informal British English we use the forms *go and/come and* rather than *go to/come to*.

*I'll go and fetch a hammer. Come and have a look at this.*

Americans say *I'll go fetch a hammer*.

b After *going* or *coming* we use a to-infinitive.

*Mark is coming to look at the photos.*

- 2 We can sometimes use a to-infinitive clause to express result, although this use is rather literary.

*Laura came home to find her house on fire.*

*He grew up to be a handsome young man.*

The to-infinitive can express the idea of 'bad news' following 'good news'. We often use *only* before the infinitive.

*I found my keys only to lose them again.*

*Charles arrived for the concert (only) to find it had been cancelled.*

- 3 An infinitive clause can also express a comment on the sentence.

*To be frank, you didn't make a very good impression.*

*I'm a bit tired of sightseeing, to tell you the truth.*

## 120 Verb + to-infinitive

- 1 We can use a to-infinitive after some verbs.

*I **plan to visit** India next year.*

*People are **refusing to pay** the new tax.*

*We **hope to be moving** into our new flat soon.*

*We **expect to have completed** the work by the summer.*

For a list of these verbs and of verbs taking a gerund, • 121.

### NOTE

The to-infinitive clause is the object of the main verb. Compare these sentences.

*I wanted **to play**.*

*I wanted **a game**.*

**But** some verbs take a preposition before a noun.

*We decided **to play** tennis.*

*We decided **on a game of** tennis.*

- 2 We can use *seem*, *appear*, *happen*, *tend*, *come*, *grow*, *turn out* and *prove* with a to-infinitive.

*The plane **seemed to be losing** height. (It was **apparently** losing height.)*

*We **happened to meet** in the street. (We met **by chance** in the street.)*

*The debate **turned out to be** very interesting.*

Here the to-infinitive clause is not the object, because *seem*, *appear* etc are not transitive verbs. They say something about the truth of the statement, or the manner or time of the action. With some of these verbs we can use the empty subject *it*. • 50(5c)

*It **seemed** (that) the plane was losing height.*

The object of the to-infinitive can be subject of a passive sentence.

Active: *Someone **seems to have stolen** the computer.*

Passive: ***The computer** seems to have been stolen.*

- 3 Sometimes we can use a finite clause instead of the infinitive clause.

*We decided **to play** tennis.*

*We decided (that) **we would play** tennis.*

But with some verbs this is not possible.

**NOT** *People are refusing that they pay the new tax.*

For verb + finite clause, • 262(1).

## 121 To-infinitive or gerund after a verb

- 1 Verbs taking only one form

Some verbs take a to-infinitive, and others take a gerund.

To-infinitive: *I decided **to take** a taxi.*

Gerund: *I suggested **taking** a taxi.*

### + to-infinitive

<i>afford</i> • Note a	<i>expect</i>	<i>ought</i> • 93
<i>agree</i> • Note b	<i>fail</i>	<i>plan</i>
<i>aim</i>	<i>get</i> (= succeed)	<i>prepare</i>
<i>appear</i> • 120(2)	<i>grow</i> • 120(2)	<i>pretend</i>
<i>arrange</i>	<i>guarantee</i>	<i>promise</i>
<i>ask</i>	<i>happen</i> • 120(2)	<i>prove</i> • 120(2)
<i>attempt</i>	<i>hasten</i>	<i>refuse</i>
<i>be</i> • 76	<i>have</i> • 92	<i>seek</i>
<i>be dying</i> • Note c	<i>help</i> • Note e	<i>seem</i> • 120(2)
<i>beg</i>	<i>hesitate</i>	<i>swear</i>
<i>can't wait</i>	<i>hope</i>	<i>tend</i> • 120(2)
<i>care</i> (= want) • Note d	<i>learn</i>	<i>threaten</i>
<i>choose</i>	<i>long</i>	<i>train</i>
<i>claim</i>	<i>manage</i>	<i>turn out</i> • 120(2)
<i>come</i> • 120(2)	<i>neglect</i>	<i>undertake</i>
<i>dare</i> • 101	<i>offer</i>	<i>used</i> • 100(2)
<i>decide</i>	<i>omit</i>	<i>wish</i>
<i>demand</i>		

### + gerund

<i>admit</i>	<i>escape</i>	<i>permit</i> • Note f
<i>advise</i> • Note f	<i>excuse</i>	<i>postpone</i>
<i>allow</i> • Note f	<i>face</i>	<i>practise</i>
<i>anticipate</i>	<i>fancy</i> (= want)	<i>put off</i>
<i>appreciate</i>	<i>finish</i>	<i>quit</i>
<i>avoid</i>	<i>give up</i>	<i>recommend</i> • Note f
<i>can't help</i>	<i>imagine</i>	<i>resent</i>
<i>confess</i>	<i>involve</i>	<i>resist</i>
<i>consider</i>	<i>justify</i>	<i>resume</i>
<i>delay</i>	<i>keep</i> (on)	<i>risk</i>
<i>deny</i>	<i>leave off</i>	<i>save</i>
<i>detest</i>	<i>mention</i>	<i>stand</i> • Note a
<i>dislike</i>	<i>mind</i> • Note d	<i>suggest</i>
<i>enjoy</i>	<i>miss</i>	<i>tolerate</i>

#### NOTE

- a *Afford* (= have enough money/time) and *stand* (= tolerate) go after *can/could* or *be able to*. They are often in a negative sentence or a question.

*Do you think we'll be able to afford to go to India?*

*I can't stand sitting around doing nothing.*

- b We can use *agree* with a to-infinitive but not *accept*.

*Brian agreed to pay half the cost. NOT Brian accepted to pay half.*

- c We use *be dying* (= want very much) only in the continuous.

*I'm dying to have a swim./I'm dying for a swim.*

- d *Care* and *mind* are normally in a negative sentence or a question.

*Would you care to come along with us? Do you mind carrying this bag for me?*

- e After *help* we can leave out *to*.

*We all helped (to) put up the tent.*

- f When *advise*, *recommend*, *allow* or *permit* has another object, it takes a to-infinitive.

*I advised taking a taxi.*

*They don't allow sunbathing here.*

*I advised the girls to take a taxi.*

*They don't allow people to sunbathe here.*

## 2 Verbs taking either form

Some verbs can take either a to-infinitive or a gerund with almost no difference in meaning.

***I hate to leave/hate leaving*** everything to the last minute.

When the President appeared, the crowd ***began to cheer/began cheering***.

***We intend to take/intend taking*** immediate action.

These verbs are *begin, bother, can't bear, cease, commence, continue, hate, intend, like, love, prefer, propose, start*.

### NOTE

- a With verbs of liking and hating, sometimes the gerund gives a sense of the action really happening, while the infinitive often points to a possible action.

*I hate doing the same thing all the time. It gets really boring sometimes.*

*I'd hate to do the same thing all the time. I'm lucky my job is so interesting.*

*Like, love and hate* usually take a gerund, but *would like, would love* and *would hate* normally take a to-infinitive.

*I love swimming. I swim nearly every day.*

*I'd love to go for a swim. It's such a lovely day.*

- b *Like* takes a to-infinitive when it means that something is a good idea, rather than a pleasure.

***I like to keep*** all these papers in order.

Compare these two sentences.

***I didn't like to complain.*** (= I didn't complain because it wasn't a good idea.)

***I didn't like complaining.*** (= I complained, but I didn't enjoy it.)

- c When the main verb has a continuous form, we normally avoid using another ing-form after it.

*The spectators were already **beginning** to arrive.* NOT *beginning arriving*

- d After *start, begin* and *continue*, a state verb usually has the to-infinitive form.

*I soon **began to understand** what the problems were.*

- e *Commence* and *cease* are formal. For *stop*, • (3e).

- f *Bother* is normally in a negative sentence or question.

*Don't bother to wash/bother washing up.*

## 3 Either form but different meanings

The to-infinitive and gerund have different meanings after *remember, forget; regret; dread; try; stop; mean; go on; need, want, require* and *deserve*.

- a We use *remember* and *forget* with a to-infinitive to talk about necessary actions and whether we do them or not

*Did you **remember to turn** off the electricity?*

*You forgot to sign the cheque. ~ Oh, sorry.*

We use a gerund to talk about memories of the past.

*I'll never **forget breaking** down in the middle of Glasgow. It was awful.*

*I don't know. I can't **remember turning** it off.*

### NOTE

We can use a finite clause instead of a gerund clause.

*I'll never forget (the time) when we broke down.*

*I can't remember if/whether I **turned** it off.*

- b We use *regret* + to-infinitive for a present action, especially when giving bad news. We use a gerund to express regret about the past.

***We regret to inform*** you that your application has been unsuccessful.

***I regret wasting/regret having wasted*** so much time last year.

Compare patterns with *sorry*. • 132(5b) Note h

- c We use *dread* + to-infinitive mainly in the expression *I dread to think/imagine...*  
We use a gerund for something that causes fear.  
*I dread to think what might happen to you all alone in a big city.*  
*I always dreaded being kissed by my aunts.*
- d *Try* + to-infinitive means 'attempt to do' and *try* + gerund means 'do something which might solve the problem'.  
*I'm trying to light a fire, but this wood won't burn. ~*  
*Why don't you try pouring some petrol on it?*
- NOTE  
In informal English we can use *try and* instead of *try to*.  
*Let's try and move the cupboard away from the wall.*
- e After *stop* we often use the to-infinitive of purpose. But *stop* + gerund means to end an action.  
*At the next services he stopped to buy a newspaper.*  
*You'd better stop dreaming and get on with some work.*
- f *Mean* + to-infinitive has the sense of 'intend'. But *mean* + gerund expresses result, what is involved in something.  
*I'm sorry. I didn't mean to step on your foot.*  
*I have to be at the airport by nine. It means getting up early.*
- g *Go on* + to-infinitive means to do something different, to do the next thing. *Go on* + ing-form means to continue doing something.  
*After receiving the award, the actor went on to thank all the people who had helped him in his career.*  
*The band went on playing even after everyone had left.*
- h We usually use *need*, *want* and *deserve* with a to-infinitive.  
*We need to leave at eight. Tony wants to borrow your typewriter.*  
A gerund after these verbs has a passive meaning. • 113(1)  
*The typewriter needs/wants cleaning.*

## 122 Verb + object + to-infinitive

- 1 Some verbs can take an object and a to-infinitive.  
*I expected Dave to meet me at the airport.*  
*Your landlady wants you to post these letters.*  
*We asked the teacher not to give us any homework.*  
Here *Dave* is the object of the verb *expected*. It also functions as the subject of *to meet*. Compare these sentences.  
*I expected Dave to meet me.*  
*I expected (that) Dave would meet me.*
- NOTE
- a Compare the infinitive without a subject.  
*I expected to see Dave.* (= I expected (that) I would see Dave.)
- b We can often use a passive infinitive.  
*I expected to be met.* (= I expected (that) I would be met.)
- c Sometimes the main clause in this pattern can be passive.  
*Dave was expected to meet me.*
- d For the pattern with *for*, e.g. *I waited for Dave to ring*, • 126.

2 We can use the following verbs with an object and a to-infinitive.

a Verbs meaning 'order' or 'request'

*The doctor **told** Celia to stay in bed.*

*We **persuaded** our neighbours to turn the music down.*

Here *Celia* is the indirect object, and the infinitive clause is the direct object. We can use *advise, ask, beg, command, encourage, instruct, invite, order, persuade, recommend, remind, request, tell, urge, warn.*

NOTE

a A finite clause is possible, but it is sometimes a little formal.

*We persuaded our neighbours that they should turn the music down.*

b We cannot use *suggest* in this pattern.

NOT *We suggested our neighbours to turn the music down.*

We use a finite clause instead.

*We suggested (to our neighbours) that they might turn the music down.*

c The main clause can be passive.

*Our neighbours were persuaded to turn the music down.*

b Verbs meaning 'cause' or 'help'

*The crisis has **forced** the government to act.*

*This portable phone **enables** me to keep in touch with the office.*

We can use *allow, authorize, cause, compel, drive, enable, forbid, force, get, help, intend, lead, mean, oblige, permit, require, teach, train.*

NOTE

a We can use a finite clause after *require* and *intend*, but it is a little formal.

*We never intended that the information should be made public.*

A finite clause after *allow, permit* or *forbid* is not very usual.

NOT *The university allows that students change their subject.*

b We can use *there* as the subject of the infinitive clause. It is rather formal.

*The regulations **permit there to be** no more than two hundred people in the hall.*

c The main clause can be passive.

*The government has **been forced** to act.*

But *cause* and *get* cannot be passive before an infinitive.

d For *get* in this pattern, e.g. *I got Mike to lend me his electric drill.* • 111(1).

e After *help* we can leave out *to*.

*I'm **helping** my friend **(to) find** a flat.*

c Verbs meaning 'say' or 'think'

*The judges **announced** the result to be a draw.*

*The police **believed** the Mafia to have committed the crime.*

This pattern can be rather formal. We can use *announce, assume, believe, consider, declare, discover, estimate, expect, feel, find, imagine, judge, know, presume, report, reveal, show, suppose, understand.*

NOTE

a All these verbs can have a finite clause after them.

*The police believed (that) the Mafia had committed the crime.*

b We often use the infinitive *to be* in this pattern. We can sometimes leave out *to be*, especially after *declare, believe, consider* and *find*.

*The country declared itself **(to be)** independent.*

c We can use *consider* but not *regard*.

*We **consider** ourselves **(to be)** a separate nation.*

*We **regard** ourselves **as** a separate nation.*

d We can use *there* as the subject of the infinitive clause.

*We **understood there to be** money available.*

e The passive pattern is more common than the active. • 109

*The Mafia were **believed** to have committed the crime.*

We can use *say* and *think* in the passive pattern but not in the active.

## d Verbs of wanting and liking

*I **want** everyone to enjoy themselves.*

*I'd **like** you to hold the door open for me.*

We can use *want*, *wish*, (*would*) *like*, (*would*) *love*, (*would*) *prefer*, (*would*) *hate* and *can't bear*.

## NOTE

a With most of these verbs we cannot use a finite clause.

NOT *I want that everyone enjoys themselves.*

b We can use *there* as the subject of the infinitive clause. This is rather formal.

*We'd **prefer there** to be an adult in charge.*

c After *like*, *love*, *prefer* and *hate* we can use *it when/if* + clause.

*I **hate it when** you ignore me. My aunt would **love it** if we took her out for a drive.*

d The main clause cannot be passive.

NOT *Everyone is wanted to enjoy themselves.*

But the infinitive can be passive.

*I'd like the door **to be held** open.*

## 123 Adjective + to-infinitive

### 1 The pattern *It was easy to write the letter*

A common pattern is *it* + linking verb + adjective + to-infinitive clause.

*It was marvellous to visit the Grand Canyon.*

*It is difficult to solve the problem.*

*It is rare to see a horse and cart nowadays.*

*It felt very strange to be watched by so many people.*

For the use of *it* as empty subject, • 50(5).

Here are some examples of adjectives in this pattern.

'Good'/'Bad': *marvellous, terrific, wonderful, perfect, great, good, nice, pleasant, lovely; terrible, awful, dreadful, horrible*

Adjectives in *ing*: *interesting, exciting, depressing, confusing, embarrassing, amusing*

Difficulty, danger and expense: *easy, difficult, hard, convenient, possible, impossible; safe, dangerous; cheap, expensive*

Necessity: *necessary, vital, essential, important, advisable, better/best*

Frequency: *usual, normal, common; rare*

Comment: *strange, odd, incredible; natural, understandable*

Personal qualities: *good, nice, kind, helpful; mean, generous; clever, intelligent, sensible, right; silly, stupid, foolish; careless; wrong; polite, rude*

### 2 The pattern *The letter was easy to write*

Here we understand *the letter* as the object of *to write*.

*The Grand Canyon was marvellous to visit.*

*The problem is difficult to solve.*

*Would gas be any cheaper to cook with ?*

In this pattern we can use some adjectives meaning 'good' or 'bad' and adjectives of difficulty, danger and expense. For examples of these adjectives, • (1).

There is no object after the to-infinitive in this pattern.

NOT *The problem is difficult to solve it.*

## NOTE

We can use *impossible* in this pattern, but we cannot use *possible*.

*The problem is **impossible to solve**.*



### 3 The pattern *It was an easy letter to write*

The adjective can come before a noun.

*It was a **marvellous** experience **to visit** the Grand Canyon.*

*It's a **difficult** problem **to solve**.*

*It's a **rare** thing **to see** a horse and cart nowadays.*

### 4 Patterns with *too* and *enough*

In adjective + to-infinitive patterns we often use *too* or *enough*.

*It's **too difficult** **to work** the figures out in your head.*

*The coffee was **too hot** **to drink**.*

*This rucksack isn't **big enough** **to get** everything in.*

NOTE

Compare *very*, *too* and *enough* in the adjective + noun pattern (Pattern 3).

*It's a **very difficult** problem **to solve**.*

*It's **too difficult** a problem **to solve** in your head.*

*It's a **difficult enough** problem **to keep** a whole team of scientists busy.*

### 5 The pattern *I was happy to write the letter*

Here the subject of the main clause is a person.

*We were **sorry** **to hear** your bad news. (= We were sorry when we heard.)*

*I'm quite **prepared** **to help**.*

*You were **clever** **to find** that out.*

*You were **lucky** **to win** the game.*

Here are some examples of adjectives in this pattern.

Feelings: *happy, glad, pleased, delighted; amused; proud; grateful; surprised; interested; sad, sorry; angry, annoyed; ashamed; horrified*

Willing/Unwilling: *willing, eager, anxious, keen, impatient, determined, ready, prepared; unwilling, reluctant; afraid*

Some adjectives expressing personal qualities: *mean, clever, sensible, right, silly*

The adjectives *lucky* and *fortunate*

NOTE

a After some of these adjectives we can use a preposition + gerund: *happy about writing the letter*. • 132(4)

b Compare these patterns with an adjective expressing a personal quality.

Pattern 1: *It was **mean** (of you) **not to leave** a tip.*

Pattern 5: *You were **mean** **not to leave** a tip.*

c We can use *quick* and *slow* to express manner.

*The government has been **quick** **to act**. (= The government has acted quickly.)*

### 6 The pattern *It is likely to happen*

In this pattern we can use *likely*, *sure* and *certain*.

*The peace talks are **likely** **to last** several weeks.*

*The party is **sure** **to be** a great success.*

## 124 Noun phrase + to-infinitive

### 1 The pattern *the need to write*

- a We can use a to-infinitive clause after some verbs and adjectives.

*I **need to write** a letter. We are **determined to succeed**.*

We can also use an infinitive after a related noun.

*Is there really any **need to write** a letter?*

*We shall never lose our **determination to succeed**.*

*Our **decision to oppose** the scheme was the right one.*

*Everyone laughed at Jerry's **attempt to impress** the girls.*

Some nouns in this pattern are:

<i>ability</i>	<i>decision</i>	<i>intention</i>	<i>proposal</i>
<i>agreement</i>	<i>demand</i>	<i>need</i>	<i>refusal</i>
<i>ambition</i>	<i>desire</i>	<i>offer</i>	<i>reluctance</i>
<i>anxiety</i>	<i>determination</i>	<i>plan</i>	<i>request</i>
<i>arrangement</i>	<i>eagerness</i>	<i>preparations</i>	<i>willingness</i>
<i>attempt</i>	<i>failure</i>	<i>promise</i>	<i>wish</i>
<i>choice</i>			

- b Some other nouns with similar meanings can take a to-infinitive, e.g. *chance, effort, opportunity, scheme, time*.

*There will be an **opportunity to inspect** the plans.*

- c But some nouns take a preposition + ing-form, not an infinitive. • 132(7)

*There's no **hope of getting** there in time.*

### 2 The pattern *letters to write*

In this pattern the to-infinitive expresses necessity or possibility.

*I've got some **letters to write**. (= letters that I have to write)*

*Take **something to read** on the train. (= something that you can read)*

*The doctor had a number of **patients to see**.*

The to-infinitive clause here is shorter and neater than the finite clause with *have to* or *can*.

NOTE

- a For *letters to be written*, • 113(2).

- b Compare these sentences.

*I have some **work to do**. (= I have/There is some work that I need to do.)*

*I **have to do** some work. (= I must do/I need to do some work.)*

**Other patterns with a noun phrase + to-infinitive**

**For the pattern with *it*, e.g. *It's a good **idea to wear safety glasses***, • 118.**

**For patterns with *for* and *of*, e.g. *It's best **for people to make their own arrangements***, • 126.**

**For *the first person to leave*, • 277.**

## 125 Question word + to-infinitive

- 1 We can use a question word or phrase before a to-infinitive.

*I just don't know **what to say**.*

*Alice wasn't sure **how much to tip** the porter.*

*Have you any idea **how to open** this packet?*

*No one told us **where to meet**.*

This pattern expresses an indirect question about what the best action is. *What to say* means 'what I should say'.

### NOTE

a We cannot use *why* in this pattern,

b We can use *whether* but not *if*.

*I was wondering **whether to ring** you. We'll have to decide **whether to go** (or not).*

c After *what*, *which*, *whose*, *how many* and *how much* we can use a noun.

*I didn't know **what size to buy**. The driver wasn't sure **which way to go**.*

- 2 Here are some verbs that we can use before the question word:

<i>advise someone</i>	<i>discover</i>	<i>know</i>	<i>tell someone</i>
<i>ask (someone)</i>	<i>discuss</i>	<i>learn</i>	<i>think</i>
<i>choose</i>	<i>explain</i>	<i>remember</i>	<i>understand</i>
<i>consider</i>	<i>find out</i>	<i>show someone</i>	<i>wonder</i>
<i>decide</i>	<i>forget</i>	<i>teach someone</i>	<i>workout</i>

We can also use *have an idea*, *make up your mind* and the adjectives *clear*, *obvious* and *sure*.

We can also use this pattern after a preposition.

*I was worried **about what to wear**.*

*There's the problem **of how much luggage to take**.*

### NOTE

To report instructions about how something should be done, we use *tell/show someone how to do something*.

*Maureen **told me how to turn on the heating**. I didn't know how to do it.*

Compare an indirect order.

*Maureen **told me to turn on the heating**. She felt cold.*

## 126 For and of with a to-infinitive

- 1 The pattern *I'll wait for you to finish*

*I'll wait **for you to finish** your breakfast.*

*We've arranged **for a photographer to take** some photos.*

We can use *apply for*, *arrange for*, *ask for*, *call for* (= demand), *long for*, *prepare for*, *wait for*.

- 2 The pattern *It's important for you to finish*

*It's important **for you to finish** the course and get a qualification.*

*It can be difficult **for young people to buy** their own home.*

*I'm anxious **for the matter to be settled**.*

We can use many adjectives in this pattern, for example:

<i>anxious</i>	<i>eager</i>	<i>marvellous</i>	<i>silly</i>
<i>awful</i>	<i>easy</i>	<i>necessary</i>	<i>stupid</i>
<i>better/best</i>	<i>essential</i>	<i>nice</i>	<i>terrible</i>
<i>cheap</i>	<i>expensive</i>	<i>ready</i>	<i>willing</i>
<i>convenient</i>	<i>important</i>	<i>reluctant</i>	<i>wonderful</i>
<i>dangerous</i>	<i>keen</i>	<i>safe</i>	<i>wrong</i>
<i>difficult</i>			

### 3 Patterns with *too* and *enough*

Before the *for* pattern, we can use *too* or *enough* with a quantifier, adjective or adverb.

*There's **too much work**for you **to finish** today.*

*The kitchen is **too small**for the **whole family** to eat in.*

*The light wasn't shining brightly **enough**for **anyone** to notice it.*

### 4 The pattern *It's a good idea for you to finish*

*It's a good **idea**for you **to finish** the course and get a qualification.*

*It's a nuisance**for tourists** to **have** to get visas.*

We can use some nouns, e.g. *advantage, demand, disadvantage, disaster, idea, mistake, nuisance, plan*.

#### NOTE

We can also use some nouns related to the verbs and adjectives in Patterns 1 and 2.

*I've made **arrangements**for someone to take photos.*

*He couldn't hide his **anxiety**for the matter to be settled.*

### 5 The pattern *It's nice of you to finish*

*It's **nice of you** to **finish** the job for me.*

*It was **rude of your friend** **not to shake** hands.*

*It was **clever of Tina** to **find** that out.*

We can use adjectives expressing personal qualities, e.g. *brave, careless, clever, foolish, generous, good, helpful, honest, intelligent, kind, mean, nice, polite, rude, sensible, silly, stupid, wrong*.

#### NOTE

Compare these sentences.

*It was **nice of Tom** to take the dog for a walk.*

(*Nice* expressing a personal quality: it was a kind action by Tom.)

*It was **nice for Tom** to take the dog for a walk.*

(It was a pleasant experience for Tom.)

### 6 *For* expressing purpose

*There are telephones**for drivers** to **call** for help if they break down.*

***For plants** to **grow** properly, you have to water them regularly.*

## 127 Patterns with the bare infinitive

### 1 After a modal verb

Nothing **can** go wrong.      They **must be** having a party next door.  
You **should be** more careful.      You **could have** made the tea.

But note *ought to*, *have to*, *be able to*, *be allowed to* and *be going to*.  
You **ought to be** more careful.      You **have to put** some money in.  
I **was able to get** home OK.      We **aren't allowed to walk** on the grass.

### 2 After *had better*, *would rather/would sooner* and *rather than*

We'd **better not be** late.  
I didn't enjoy it. **I'd rather have** stayed at home.  
They decided to accept the offer **rather than go/going** to court.

### 3 Verb + object + bare infinitive

- a *Make*, *let* and *have* can take an object + bare infinitive.  
The official **made me fill** in a form.  
The headmaster **let the pupils go** home early.  
I'll **have the porter bring up** your luggage. • 111(1)

NOTE

*Force*, *allow* and *get* take a to-infinitive.  
The official **forced me to fill** in a form.  
The headmaster **allowed the pupils to go** home early.  
I'll **get the porter to bring up** your luggage.

- b A verb of perception can take an object + bare infinitive.  
Someone **saw the men leave** the building.  
I thought I **heard someone knock** on the door.  
For more details, • 140(1b).
- c When the pattern with the bare infinitive is made passive, we always use a to-infinitive. • 110(1b)  
The men **were seen to leave** the building at half past six.

### 4 Other patterns

- a After *except* and *but* (= except) we normally use a bare infinitive.  
As for the housework, I do everything **except cook**.  
You've done nothing **but grumble** all day.
- b We sometimes put an infinitive after *be* when we are explaining what kind of action we mean.  
The only thing I can do is **(to) apologize**.  
What the police did was **(to) charge** into the crowd.
- c For *Why worry?*, • 26(5).

# 15

## The gerund

### 128 Summary

#### Gerund forms • 129

A gerund is an ing-form, e.g. *walking*.

*Walking* is good for you.

#### Gerund clauses • 130

We can put an object or adverbial after the gerund.

*I like **having friends round for coffee**.*

The gerund can also have a subject.

*I don't mind **you/your having friends round**.*

#### Some patterns with the gerund • 131

***Finding the money** wasn't easy.*

*It wasn't easy **finding the money**.*

*The difficult part was **finding the money**.*

***We practised catching** the ball.*

*I don't like **people bossing** me around.*

#### Preposition + gerund • 132

*I apologized **for being** late.*

*Are you interested **in buying** this car?*

*I ran all the way home **without stopping**.*

#### Determiner + gerund • 133

***The dancing** went on late into the night.*

### 129 Gerund forms

1	Active	Passive
Simple	<i>playing</i>	<i>being played</i>
Perfect	<i>having played</i>	<i>having been played</i>

For examples of the passive, • 112.

- 2 A simple gerund is the ing-form of a verb, e.g. *meeting, dancing, jogging*.

*It was nice **meeting** you.*

***Dancing** is not allowed.*

NOTE

- a There are some spelling rules for the ing-form.

Leaving out *e*: *lose losing* • 292(1)

Doubling of some consonants: *stop stopping* • 293

- b An ing-form can be a gerund or an active participle, depending on how we use it in a sentence.

Gerund: *Jogging is good for you.*

Participle: *We watched the students **jogging** round the campus.*

But in some contexts it may be difficult to say whether an ing-form is a gerund or participle, and it is not always important to know the difference. Remember that using the form correctly is more important than naming it.

- 3 We use a perfect gerund for something before the time of the main clause.

*Sarah remembered **having visited** the place before.*

(The visit was before the memory.)

But we do not need to use the perfect if it is clear from the context that the time was earlier.

*Sarah remembered **visiting** the place before.*

- 4 In the negative, *not* comes before the gerund.

*It's difficult **not smoking** for a whole day.*

*I can't help **not being amused** by these silly jokes.*

## 130 Gerund clauses

- 1 A gerund clause can be just a gerund on its own, or there can be an object or adverbial after it.

*No one likes **washing the car**.*

***Going on holiday** always makes me feel uneasy.*

NOTE

- a For *letter-writing, sky-diving*, • 283(3).

- b An adverb can sometimes come before the gerund rather than after it.

*We didn't want to **risk completely spoiling** the evening.*

- 2 A subject can come before the gerund.

*We rely on **our neighbours watering** the plants while we're away.*

*I dislike **people asking** me personal questions.*

The subject can be possessive, especially when it is a personal pronoun or a name.

*It's a bit inconvenient **you/your coming** in late.*

*Do you mind **me/my sitting** here?*

*I'm fed up with **Sarah/Sarah's laughing** at my accent.*

The possessive is more formal, and it is less usual in everyday speech.

But we are more likely to use a possessive at the beginning of a sentence.

***Your coming** in late is a bit inconvenient.*

***Sarah's laughing** at my accent is getting on my nerves.*

## 131 Some patterns with the gerund

### 1 Gerund clause as subject

*Digging is hard work. But choosing the colour won't be easy.*

*Keeping a copy of your letters is a good idea.*

*I think walking in the country is a lovely way to spend a day.*

In subject position, the gerund is much more usual than the to-infinitive. *To choose the colour...* is possible but rather formal.

We can also use the empty subject *Preferring* forward to the gerund clause. • 50(5)

*It won't be easy choosing the right colour.*

But the to-infinitive is more usual after *it*.

*It won't be easy to choose the right colour.*

*It's a good idea to keep a copy of your letters.*

The gerund is more usual as subject, but the to-infinitive is more usual after *it*.

*Heating a big house is expensive. It's expensive to heat a big house.*

### 2 Patterns with *it*, *there* and *have*

a Here are some patterns with *it* and a gerund.

*It's no good arguing. I've made up my mind.*

*It might be worth taking the guided tour.*

*It wouldn't be much use trying to stick the pieces together again.*

*It was quite an experience going camping.*

*It's a nuisance being without electricity.*

*It's great fun skiing down a mountain.*

NOTE

a After *use*, *experience*, *nuisance* and *fun* we can also use a to-infinitive.

b There are also these patterns with *worth*.

*It might be worth it to take the guided tour. The guided tour might be worth taking.*

b We can use *there* with *problem/difficulty* and a gerund.

*There won't be any problem parking.*

c There is also a pattern with *have* (= experience) and a gerund.

*You won't have any problem parking.*

*We had great fun skiing down the mountain.*

### 3 Gerund clause as complement after *he*

*Jeremy's hobby is inventing computer games.*

*What I suffer from is not being able to sleep.*

### 4 Verb + gerund

a We can use a gerund after some verbs.

*Someone suggested going for a walk. Do you mind waiting a moment?*

*I can't help feeling depressed sometimes. Imagine never having been abroad.*

For a list of verbs taking the gerund or to-infinitive, •121.



- b Sometimes we can use a finite clause. • 262(1)  
*Someone suggested (that) **we might go out for a walk.***  
 But with some verbs this is not possible.  
 NOT *I've finished that I tidy my room.*

## 5 Verb + object + gerund

*I hate people **laughing** at me.*  
*The arrangements **involve you/your giving** everyone a lift. • 130(2)*  
*How can they justify **lives being put** at risk?*

We can use an object + gerund after these verbs:

<i>avoid</i>	<i>(not) forget</i>	<i>love</i>	<i>prefer</i>	<i>risk</i>
<i>can't help</i>	<i>hate</i>	<i>mean</i>	<i>prevent</i>	<i>save</i>
<i>dislike</i>	<i>imagine</i>	<i>mention</i>	<i>remember</i>	<i>stop</i>
<i>dread</i>	<i>involve</i>	<i>mind</i>	<i>resent</i>	<i>tolerate</i>
<i>enjoy</i>	<i>justify</i>	<i>miss</i>	<i>resist</i>	<i>understand</i>
<i>excuse</i>	<i>like</i>			

### NOTE

For an object + infinitive after some verbs of wanting and liking, • 122(2d).

*I hate people **to laugh** at me.*

# 132 Preposition + gerund

## 1 Introduction

- a A gerund often comes after a verb + preposition, an adjective + preposition or a noun + preposition. We do not use a to-infinitive in these patterns.  
*We **believe in giving** people the freedom to choose.*  
*My husband isn't very **good at cooking.***  
*It's just a **matter of filling in** a form.*

- b We can also use a gerund after *than*, *as* and *like* expressing comparison.  
*A holiday is nicer **than sitting** at a desk.*  
*Walking isn't as good for you as swimming.*  
 We can also use a gerund after *as well as*, *instead of* without etc. • (8)

## 2 The pattern *I succeeded in finding out*

*Jake is **thinking of selling** his motor-bike.*  
*Sue **insists on reading** the letter.*  
*Let's **get on with addressing** the envelopes.*

We can use a gerund after these prepositional verbs:

<i>admit to</i>	<i>benefit from</i>	<i>get on with</i>	<i>rely on</i>
<i>(dis)agreewith</i>	<i>carefor</i>	<i>insist on</i>	<i>resort to</i>
<i>aim at</i>	<i>confess to</i>	<i>object to</i>	<i>succeed in</i>
<i>apologizefor</i>	<i>count on</i>	<i>payfor</i>	<i>think of</i>
<i>(dis)approveof</i>	<i>depend on</i>	<i>put up with</i>	<i>vote for</i>
<i>believe in</i>	<i>feel like</i>		

We can also use verbs with *about* e.g. *talk about, think about, worry about.*

*People were **complaining about having** to walk so far.*

With most of the verbs in this pattern, the gerund can have a subject.

*Sue insists on **everyone reading** the letter.*

### 3 The pattern *They prevented me from speaking*

A gerund can also follow a verb + object + preposition.

*I'd like to **congratulate you on breaking** the world record.*

*The article **accuses the government of concealing** important information.*

We can use:

<i>accuse ...of</i>	<i>deter... from</i>	<i>forgive... for</i>	<i>stop... from</i>
<i>blame... for</i>	<i>discourage... from</i>	<i>prevent... from</i>	<i>strike ...as</i>
<i>charge... with</i>	<i>excuse... for</i>	<i>punish... for</i>	<i>thank... for</i>
<i>congratulate ...on</i>	<i>excuse... from</i>	<i>remind ...of</i>	<i>use... for</i>

a We can also use verbs with *about*, e.g. *tell, inform, warn.*

***I warned you about leaving your** money around.*

b In the passive, the preposition comes directly after the verb.

***The government is accused of concealing** important information.*

### 4 The pattern *She's keen on riding*

A gerund can follow an adjective + preposition.

*I'm **nervous of saying** the wrong thing.*

*What's **wrong with borrowing** a little money?*

We can use:

<i>afraid of</i>	<i>capable of</i>	<i>grateful for</i>	<i>responsible for</i>
<i>amazed at</i>	<i>content with</i>	<i>guilty of</i>	<i>satisfied with</i>
<i>angry about/at</i>	<i>dependent on</i>	<i>happy about/with</i>	<i>sorry about/for</i>
<i>annoyed about/at</i>	<i>different from/to</i>	<i>interested in</i>	<i>successful in</i>
<i>anxious about</i>	<i>exited about/at</i>	<i>keen on</i>	<i>surprised at</i>
<i>ashamed of</i>	<i>famous for</i>	<i>nervous of</i>	<i>used to • 100(2c)</i>
<i>aware of</i>	<i>fed up with</i>	<i>pleased about/with</i>	<i>worried about</i>
<i>bad at</i>	<i>fond of</i>	<i>ready for</i>	<i>wrong with</i>
<i>bored with</i>	<i>good at</i>		

### 5 Forjoining and to join

a After some verbs and adjectives we can use either a preposition + gerund or a to-infinitive, with no difference in meaning.

*The people voted **for joining/voted to join** the European Community.*

We can use these expressions:

<i>aim at doing/to do</i>	<i>pay for having/to have</i>
<i>amazed at finding/to find</i>	<i>ready for taking/to take</i>
<i>angry at finding/to find</i>	<i>satisfied with being/to be</i>
<i>annoyed at finding/to find</i>	<i>thankful for having/to have</i>
<i>content with being/to be</i>	<i>surprised at finding/to find</i>
<i>grateful for having/to have</i>	<i>vote for doing/to do</i>

- b But sometimes the to-infinitive has a different meaning from the preposition + gerund. Details are in the notes below.

## NOTE

- a *Agree with* means to think that something is right, but *agree to* means to make a decision.  
*I don't agree with cutting down trees. I think it's wrong.*  
*We all agreed to meet the next day.*
- b We use *tell... about* and *remind... of* to report statements and thoughts.  
*I told you about losing my credit card, didn't I?*  
*This reminds me of climbing Ben Nevis years ago.*  
But *tell/remind someone to do something* reports an order or reminder.  
*I told you to keep that card safe.*  
*Why didn't you remind me to bring a compass?*
- c *Keen on/interested in* usually means a general interest, but *keen to/interested to* means a wish to do a particular thing.  
*Simon is keen on cycling/interested in cycling. He does quite a lot of it.*  
*Simon is keen to go on the trip. He's never cycled in Scandinavia before.*  
*Simon was interested to hear about your cycle tour.*
- d *Happy about* and *pleased about* express pleasure. We can also use a to-infinitive.  
*Sam was pleased about winning/pleased to win a prize.*  
*Happy to* and *pleased to* are also often used in polite statements.  
*I'm pleased to meet you. We shall be pleased to accept your offer.*
- e *Afraid to* can only express unwillingness caused by fear. *Afraid of* can have the same meaning, or it can express fear about what might happen.  
*Many old people are afraid to cross/afraid of crossing the road in case they have an accident.*  
*Many old people are afraid of having an accident when they cross the road.*  
NOT *afraid to have an accident*
- f *Anxious to* means 'wanting to', but *anxious about* means 'worried about'.  
*I'm anxious to get this business settled quickly.*  
*Rodney was anxious about making a mistake.*
- g *Ashamed of* expresses shame about something. *Ashamed to* expresses unwillingness caused by shame.  
*I do feel rather ashamed of having told Lucy a lie.*  
*I don't think Rex can afford to pay us back, but I expect he's ashamed to admit it.*
- h *Sorry about/for* or *sorry to have done* expresses an apology for an earlier action. *Sorry* with a simple to-infinitive expresses an apology for a present action.  
*I'm sorry for causing/sorry to have caused all that trouble yesterday.*  
*Sorry to disturb you, but can I have a word?*  
We also use *sorry* with a simple to-infinitive to express regret about what we say or hear.  
*I'm sorry to have to say this, but your work is far from satisfactory.*  
*I was sorry to hear your bad news.*

## 6 To do or to doing?

*To* can be part of a to-infinitive, or it can be a preposition.

*I hope to see you soon. (hope + to-infinitive)*

*I look forward to seeing you soon. (look forward to + gerund)*

We can also put a noun phrase after the preposition *to*.

*I look forward to next weekend.*

We can use a gerund (but not an infinitive) with the verbs *admit to*, *confess to*, *face up to*, *look forward to*, *object to*, *prefer...to*, *resort to*, *take to*; the adjectives *accustomed to*, *close to*, *opposed to*, *resigned to*, *used to*; and the preposition *in addition to*.

NOTE For *used to do* and *used to doing*. • 100(2c).

## 7 The pattern *my success in finding out*

Some verbs and adjectives can take a preposition + gerund, e.g. *succeed in doing*, *grateful for having*. We can also use a preposition + gerund after a related noun.

*I noticed Jeff's **success in getting** the price reduced.*

*We expressed our **gratitude for having** had the opportunity.*

Some other nouns can also take a preposition + gerund.

*How would you like the **idea of living** in a caravan?*

*There's a small **advantage in moving** first.*

We can use these expressions:

<i>advantage of/in</i>	<i>excitement about/at</i>	<i>possibility of</i>
<i>aim of/in</i>	<i>expense of/in</i>	<i>problem of/in</i>
<i>amazement at</i>	<i>par of</i>	<i>prospect of</i>
<i>anger about/at</i>	<i>gratitude for</i>	<i>purpose of/in</i>
<i>annoyance about/at</i>	<i>idea of</i>	<i>question about/of</i>
<i>anxiety about</i>	<i>insistence on</i>	<i>reason for</i>
<i>apology for</i>	<i>interest in</i>	<i>satisfaction with</i>
<i>awareness of</i>	<i>job of</i>	<i>success in</i>
<i>belief in</i>	<i>matter of</i>	<i>surprise at</i>
<i>boredom with</i>	<i>objection to</i>	<i>task of</i>
<i>danger of/in</i>	<i>pleasure of/in</i>	<i>work of</i>
<i>difficulty (in)</i>	<i>point of/in</i>	<i>worry about</i>
<i>effect of</i>		

## 8 The pattern *before leaving*

- a *Please switch off the lights **before leaving**.*  
***Instead of landing** at Heathrow, we had to go to Manchester.*  
*The picture was hung upside down **without** anyone **noticing** it.*  
*She succeeded in business **by being** completely single-minded.*  
***How about coming** round this evening?*  
*I still feel tired **in spite of having slept** eight hours.*  
***Despite** your **reminding** me, I forgot.*

We can use a gerund after these prepositions:

<i>after</i>	<i>besides</i>	<i>in</i>	<i>on account of</i>
<i>against</i>	<i>by</i>	<i>in addition to</i>	<i>since</i>
<i>as a result of</i>	<i>by means of</i>	<i>in favour of</i>	<i>through</i>
<i>as well as</i>	<i>despite</i>	<i>in spite of</i>	<i>what about</i>
<i>because of</i>	<i>for</i>	<i>instead of</i>	<i>with</i>
<i>before</i>	<i>how about</i>	<i>on</i>	<i>without</i>

### NOTE

- a A similar pattern is conjunction + participle. • 139(3)  
***Although having slept** eight hours, I still feel tired.*
- b *On* and *in* have special meanings in this pattern.  
***On turning** the corner, I saw a most unexpected sight.*  
 (= As soon as I had turned the corner,...)  
***In building** a new motorway, they attracted new industry to the area.*  
 (= As a result of building a new motorway,...)
- c We cannot use a passive participle.  
*The new drug was put on the market **after being approved** by the government.*  
 NOT *after approved* and NOT *after been approved*

- b We cannot use a finite clause or a to-infinitive after a preposition.  
NOT *instead of we landed* and NOT *instead of to land*

NOTE

- a For *in spite of/despite the fact that*, • 246(4).  
b We can use a to-infinitive instead of *for* to express purpose. • 252(3)  
*These pages are for making/are to make notes on.*

## 133 Determiner + gerund

### 1 The pattern *the driving*

We can use a gerund after *the, this, that, some, no, a lot of, a little, a bit of* and *much*.

*Nancy likes her new job, but **the driving** makes her tired.*

***This constant arguing** gets on my nerves.*

*I'd like to find time for **some fishing** at the weekend.*

***No parking.** (= Parking is not allowed.)*

*I've got **a bit of shopping** to do.*

*The + gerund* is specific rather than general.

***The driving** makes her tired.* (= the driving she does in her job)

***Driving** makes her tired.* (= all driving, driving in general)

NOTE

- a We can use an adjective before a gerund.  
*My boss was fined for **dangerous driving**.*
- b A gerund is usually an uncountable noun, but we can sometimes use *a/an* or add a plural s.  
*I could hear **a scratching** under the floorboards.*  
*The hostages suffered several **beatings**.*
- c A gerund means an action.  
***Crossing** the road here is dangerous. **Building** is a skilled job.*  
But there are also some nouns ending in *ing* which mean physical objects. These nouns can be plural.  
*We had to wait at the **crossing**. The square is surrounded by tall **buildings**.*
- d For *a driving lesson*, • 283(2).
- e For *do the shopping* and *go shopping*, • 138(2).

### 2 The pattern *the driving of heavy lorries*

- a A gerund clause can have an object.  
*An important part of our work is **keeping records**.*  
***Playing ball games** is not allowed.*

When we use a determiner + gerund, the object has *of* before it.

*An important part of our work is **the keeping of records**.*

***The playing of ball games** is prohibited.*

This pattern with *of* can be rather formal and is typical of an official, written style.

NOTE

Sometimes a noun phrase after *of* is the understood subject.

*I was disturbed by **the ringing of the telephone**.* (The telephone was ringing.)

- b Instead of a gerund, we often use other abstract nouns in this pattern. • 149(3)  
*the **management** of small businesses the **education** of young children*  
Here *management and education* are more usual than *managing and educating*.

# 16

## Participles

### 134 Summary

#### Participle forms • 135

A participle can be an ing-form like *playing* (active participle), or a form like *played*, *written* (past or passive participle).

#### Participle clauses • 136

We can put an object or adverbial after the participle.

*Kate fell asleep **watching television last night.***

A participle can also have a subject.

***I** waited, **my heart beating** fast.*

#### Participle + noun • 137

***flashing lights**      **recorded music***

#### Verb + participle • 138

*Well, I **mustn't stand chatting** here all day.*

#### Participle clauses of time, reason etc • 139

*I went wrong **adding up these figures.***

***Having no money,** we couldn't get in.*

#### Verb + object + participle • 140

*I saw you **talking to the professor.***

#### NOTE

For participles in finite verb phrases, • 60.

*have + past participle:      My watch **has stopped.***

*be + active participle:      The train **was stopping.***

*be + passive participle:      We **were stopped** by a policeman.*

For *There was a bag **lying/left** on the table,* • 50(3).

For *The bag **lying/left** on the table is Sadie's,* • 276.

### 135 Participle forms

1	Active		Passive
	<i>playing</i>	Simple	<i>played</i>
		Continuous	<i>being played</i>
Perfect	<i>having played</i>		<i>having been played</i>
Past	<i>played</i>		

- 2 An active participle is the ing-form of a verb, e.g. *laughing*, *waiting*.  
*I heard you **laughing**.* *We sat there **waiting** patiently.*  
 This form is the same as a gerund. • 129(2)
- 3 A passive or past participle is a form such as *covered*, *annoyed*, *broken*, *left*.  
*Although **covered** by insurance, Tom was **annoyed** about the accident.*  
*I stepped on some **broken** glass.*  
*There were two parcels **left** on the doorstep.*  
 A regular form ends in *ed*. For irregular forms, • 300.
- 4 A passive participle can be simple or continuous.  
 Simple: *They wanted the snow **cleared** away.*  
 Continuous: *We saw the snow **being cleared** away.*
- 5 A participle can also be perfect.  
***Having waited** an hour, the crowd were getting impatient.*  
***Having been delayed** for an hour, the concert started at nine o'clock.*
- 6 In the negative, *not* comes before the participle.  
*He hesitated, **not knowing** what to do.*  
***Not having been informed**, we were completely in the dark.*

## 136 Participle clauses

- 1 A participle clause can be just a participle on its own.  
*Everyone just stood there **talking**.*  
 There can be an object or adverbial.  
*We saw a policeman **chasing someone**.*  
***Cut above the right eye**, the boxer was unable to continue.*  
 An adverbial usually comes after the participle, and an object always comes after it.  
 NOT *We saw a policeman someone chasing.*  
 NOTE For adverb + participle + noun, e.g. *rapidly rising inflation*, • 137(2).
- 2 A participle can sometimes have a subject.  
***The lights having gone out**, we couldn't see a thing.*  
 If there is no subject, then it is understood to be the same as in the main clause.  
***The men sat round the table **playing cards****.*  
 (The men were playing cards.)  
 NOTE  
 The understood subject is usually the same as in the main clause.  
*Walking across the field, we saw a plane fly past.*  
 (= As we were walking..., we saw...)  
 We cannot use a main clause without *we*, the understood subject of the participle.  
 NOT *Walking across the field, a plane flew past.*  
 This suggests that the plane was walking across the field, which is nonsense.  
 Now look at this example.  
*Sitting at a table, the band played for them.*  
 This might lead to a misunderstanding because it suggests that the band was sitting at a table.  
 The following sentence is correct.  
*Sitting at a table, they listened to the band.*  
 (= As **they** were sitting..., **they** listened...)

Here the understood subject of the participle is the same as the subject of the main clause. But sometimes the subjects can be different when there is no danger of misunderstanding.

**Knowing** how little time she had, **this new delay** infuriated her.

(= Because **she** knew..., **she** was infuriated...)

When **adjusting** the machine, **the electricity supply** should be disconnected.

(= When **you** adjust..., **you** should disconnect...)

Here the understood subject of the participle can also be understood as the subject of the main clause.

The subjects do not need to be the same when we use *following* (= after), *considering* (= in view of) and *regarding* (= about).

**Following** the lecture, we were able to ask questions.

**Considering** the awful weather, our Open Day was a great success.

No action has been taken **regarding** your complaint.

The subjects can also be different with *strictly speaking*, *having said that* and *talking of*. • 139(7)

## 137 Participle + noun

- 1 We can use an active or passive participle before a noun.

Active: **Boiling** water turns to steam. (= water which is boiling)  
The team was welcomed by **cheering** crowds.

Passive: I had a **reserved** seat. (= a seat which had been reserved)  
The experiment must be done under **controlled** conditions.  
The terrorists used a **stolen** car.

This pattern is often neater than using a finite clause such as **When water boils**, it turns to steam, or **The terrorists used a car they had stolen**. The participle modifies the noun, like an adjective. Compare **hot** water, **enthusiastic** crowds, a **special** seat. But we cannot always use the pattern. For example, we can say a **barking** dog but NOT **an eating** dog.

NOTE

a Be+ passive participle can express either a state or an action. • 105(4)

State: The terrorists' car **was stolen**. It wasn't theirs.

Action: The car **was stolen** two days before the incident.

b For adjectives in *ing* and *ed*, e.g. *amusing* and *amused*, • 203.

- 2 Sometimes we put an adverb before the participle.

**fanatically cheering** crowds      **properly trained** staff

We can also form compounds with adverbs or nouns.

**a fast-growing** economy      a **wood-burning** stove      **handwritten** notes  
**undercooked** meat      a **nuclear-powered** submarine

But we cannot use longer phrases.

NOT **written in pencil** notes

NOT **at the top of their voices** cheering crowds

But for **notes written in pencil**, • 276.

NOTE

Some participles can have a negative prefix.

*an unsmiling* face      *a disconnected* telephone

- 3 We can use a few past participles in this pattern.

**the escaped** prisoner      a **retired** teacher      **fallen** rocks

NOTE

a Compare the passive and past participles.

Passive: *the injured* prisoner (The prisoner has been injured.)

Past: *the escaped* prisoner (The prisoner has escaped.)

b For special participle forms, e.g. *a sunken* ship, • 301.



- 4 We can sometimes add *ed* to a noun to form a similar kind of modifier.  
*a walled city* (= a city with a wall)  
This happens mostly with compounds.  
*a dark-haired man* (= a man with dark hair)  
*a short-sleeved shirt* (= a shirt with short sleeves)

## 138 Verb + participle

### 1 The pattern *We stood watching*

We can use a participle after *stand, sit, lie, go* and *run*.

*The whole family **stood waving** in the road.*

*Karen **sat at the table reading** a newspaper.*

*The girl **lay trapped** under the wreckage for three days.*

*People **ran screaming** for help.*

The two actions, for example the standing and the waving, happen at the same time.

NOTE

We also use *busy* + active participle.

*Angela was **busy doing** the accounts.*

### 2 *Go shopping* and *do the shopping*

- a We use *go/come* + active participle to talk about some activities away from the home, especially leisure activities.

*I'd love to **go swimming**. We **went riding** yesterday.*

***Come cycling** with us. Mac **goes jogging** every morning.*

- b We use *do the* + gerund for some kinds of work, especially housework.

*I usually **do the washing** at the weekend.*

*Someone comes in to **do the cleaning** for us.*

*Have you **done the ironing** yet?*

NOTE

*Go shopping* usually means leisure shopping, for example for clothes. *Do the shopping* usually means buying food.

- c We can use *do some...*, *do a lot of/a bit of...* etc for both leisure and work.

*I once **did some surfing** in California.*

*Jeff **does a lot of cooking**, doesn't he?*

*I don't **do much fishing** these days.*

*I'm afraid we've got **a lot of tidying up to do**.*

We can also use *do* + gerund.

*I can't **do sewing**. I always make a mess of it.*

*We **did trampolining** once a week at school last year.*

## 139 Participle clauses of time, reason etc

### 1 Time

- a A clause with an active participle (e.g. *playing*, *servicing*) means an action at the same time as the action of the main clause.

*Mike hurt his hand **playing** badminton.*

*We were rushing about **servicing** tea to everyone.*

NOTE For conjunction + participle, e.g. *Mike hurt his hand **while playing** badminton*, • (3).

- b The participle clause can come first, but this is rather literary.

***Coming up the steps**, I fell over.*

NOTE

But a gerund clause as subject of a sentence is not literary.

***Coming up the steps** tired the old woman out.*

- c We can also use a participle clause when two short, connected actions are close in time, even if they do not happen at exactly the same time.

***Taking a note from her purse**, she slammed it down on the counter.*

***Opening the file**, the detective took out a newspaper cutting.*

This pattern is rather literary. It is more neutral to use two main clauses.

*She took a note from her purse **and slammed** it down on the counter.*

NOTE

We mention the actions in the order they happen. The participle usually comes in the first clause, but it can sometimes come in the second.

*She took a note from her purse, **slamming it down on the counter**.*

*They complained about the room, **the wife pointing out** that they were promised a sea view.*

- d We can also use a perfect participle for an action which comes before another connected one.

***Having filled his glass/Filling his glass**, Max took a long drink.*

But when the first action is not short, we must use the perfect.

***Having dug a hole in the road**, the men just disappeared.*

NOT *Digging a hole in the road, the men just disappeared.*

The clause with the perfect participle can come after the main clause.

*They left the restaurant, **having spent** two hours over lunch.*

- e In the passive we can use a simple, continuous or perfect participle.

*The old woman walked slowly to the lift, **assisted by the porter**.*

*I don't want to stay out here **being bitten by insects**.*

***A hole having been dug**, the men just disappeared.*

## 2 Comparison of patterns

- a *After he had left the building, the man hailed a taxi.*
- b *After leaving the building,...*
- c *After having left the building,...*
- d *Having left the building,...*
- e *Leaving the building,...*

Sentence (a) is the most neutral in style and the most usual of these patterns in everyday speech. (b) is also fairly usual, although a little more formal. (c) is less usual because *after* and *having* both repeat the idea of one action following the other. (d) and (e) are rather literary. (e) means that the two actions were very close in time.

## 3 Conjunction + participle

We can use an active or passive participle after *when*, *whenever*, *while*, *once*, *until*, *if* and *although*.

*You should wear gloves **when using** an electric saw.*

***Once opened**, the contents should be consumed within three days.*

***Although expecting** the news, I was greatly shocked by it.*

This pattern is a little more formal than a finite clause such as *when you use an electric saw*. It is common in instructions.

### NOTE

a We can also use a passive participle after *as*, e.g. *as seen on TV*.

b A similar pattern is preposition + gerund. • 132(8)

## 4 Reason

- a A participle clause can express reason.

*Crowds were waiting at the airport, **hoping to see Madonna arrive**.*

(= ... because they were hoping to see her arrive.)

***Not feeling very well**, James decided to lie down.*

***Having lost my passport**, I have to apply for a new one.*

***The restaurant having closed**, there was nowhere to eat.*

***Being rather busy**, I completely forgot the time.*

The participle clause can be rather literary. For other ways of expressing reason, • 251.

- b In the passive we can use a simple, continuous or perfect participle.

*He died at thirty, **struck down** by a rare disease.*

*In summer the ducks have it easy, always **being fed** by tourists.*

***Having been renovated** at great expense, the building looks magnificent.*

- c We can use *with* before a participle clause with a subject.

***With prices going up so fast**, we can't afford luxuries.*

*It was a large room, **with bookshelves covering most of the walls**.*

## 5 Result

An active participle after the main clause can express result.

*They pumped waste into the river, **killing all the fish.***

*The film star made a dramatic entrance, **attracting everyone's attention.***

## 6 Conditions

A participle clause can express a condition.

***All being well,** we should be home about six.*

(= If all is well,...)

*We plan to eat outside, **weather permitting.***

***Taken daily,** vitamin pills can improve your health.*

## 7 Idioms

We can use a participle clause in some idiomatic phrases which comment on a statement or relate it to a previous one.

***Strictly speaking,** you can't come in here unless you're a club member.*

*Things don't look too good. **But having said that,** there are still grounds for optimism.*

*I'm going on a computer course next week. ~ **Talking of computers,** ours broke down yesterday.*

# 140 Verb + object + participle

## 1 The pattern *I saw you doing it*

- a *I saw two men **cutting** down a tree.*  
*We **heard you arguing** with your brother.*  
*Can you **smell something burning**?*

We can use an object + active participle after these verbs of perception: *see, watch, notice, observe; hear, listen to; feel; smell.*

- b A verb of perception can also take an object + bare infinitive.  
*I saw two men **cut** down a tree.*  
*We didn't **notice anyone leave** the building.*

A bare infinitive means the complete action, but the participle means action for a period of time, whether or not we see the whole action.

*I saw them **cut** the tree down. It didn't take long.*

(= I saw them. They cut it down.)

*I saw them **cutting** the tree down as I went past.*

(= I saw them. They were cutting it down.)

But when we talk about a short action, we can use either pattern.

*Bernard watched the horse **jump/jumping** the fence.*

*We didn't notice anyone **leave/leaving** the building.*

NOTE

We can use these passive forms.

*We saw the lions **fed**. We saw the lions **being fed**.*

## 2 The pattern *I kept you waiting*

*The trainer **had the players running** round the field.*

*We soon **got the machine working** again.*

*Doctor Jones is rather slow. He often keeps **his patients waiting**.*

*The driver **left us standing** at the side of the road.*

*They **caught a student cheating** in the exam.*

We can use an object + active participle after *have*, *get*, *start*, *keep*, *leave*, *find* and *catch*. The participle here means action for a period of time.

### NOTE

a We can also use a passive participle.

*We **had/got the machine repaired**. • 111 (2)*

*Police **found a body buried** in the garden.*

b After *have*, *get* and *leave* we can use an infinitive for an action seen as a whole.

*The trainer **had the players run/got the players to run** round the field. • 111(1)*

*The driver **left us to find** our own way home.*

c We can also use *have* in the sense of 'have something happening to you'.

*Rory suddenly realized he **had two dogs following** him.*

*I won't **have people treating** this house like a hotel.*

## 3 The pattern *I spent some time waiting*

*I've **spent half an hour looking** for that letter.*

*The company **wasted millions of pounds investing** in out-of-date technology.*

We can also use a participle after *spend*, *waste* or *lose* and an expression of time or money.

## 4 The pattern *You were seen doing it* • 110(2)

*The men **were seen cutting** down a tree.*

*We **were left standing** at the side of the road.*

## 5 The pattern *I want it done*

*Pamela **wanted the carpet (to be) cleaned**.*

*I'd **like this drawing (to be) photocopied**, please.*

*We **prefer the lights (to be) turned** down.*

We can use an object + passive participle (or passive to-infinitive) after *want*, *need*, *(would) like*, *(would) love*, *(would) prefer* and *(would) hate*.

# 17

## Nouns and noun phrases

### 141 Summary

#### Nouns • 142

Nouns are words like *cup, democracy, game, driver, Chicago*. They do not have special endings to show that they are nouns, or to show that they are subject or object.

#### Noun phrases • 143

A noun combines with other words in a noun phrase.

*the cup    our democracy    an exciting game*

Determiners, quantifiers and modifiers come in a fixed order before the noun.

*my three brothers    both the clocks    a blue van*

#### Countable and uncountable nouns • 144

Countable nouns can be singular or plural.

*house(s)    telephone(s)    problem(s)*

Uncountable nouns are neither singular nor plural.

*music    happiness    butter*

We cannot use an uncountable noun with *a/an*. NOT *a butter*

But we can say *a pound of butter*.

Some nouns can be either countable or uncountable, depending on the context.

*peel an onion/a pizza with onion*

#### The plural of nouns • 145

We use the plural for more than one, and for a negative or unknown quantity.

*I've been here three weeks.    Have you got any cassettes?*

#### The possessive form • 146

The possessive form of a noun expresses possession and other relations.

*Pat's house    the twins' parents    the company's future*

We can sometimes use the pattern *the parents of the twins*.

#### Two nouns together • 147

We often use one noun before another.

*department store    alarm system    boat-train    businessman*

The first noun tells us what kind of store, system, train or man.

**Phrases after a noun • 148**

There can be a phrase after a noun.

*the man **in the brown suit***  
*information **about the course***  
*that sign **there***

**Nominalization • 149**

Some noun phrases are equivalent to clauses. *The start of the race* means that the race starts.

## 142 Nouns

AN EXPENSIVE TRAP

Worried that **ground staff** were stealing **miniature bottles of whisky** from a Pan-Am aircraft, **security guards** set a **trap**. **In the summer of 1978** they wired up a **cuckoo clock** inside the **drinks cabinet** so arranged that it would stop whenever the **door** was opened. **This, they said,** would reveal the exact **time of the theft**.

They omitted, however, to tell the **plane's crew**, with the **result** that a **stewardess, Miss Susan Becker**, assumed it was a **bomb**. She alerted the **pilot of the Boeing 727** who made an **emergency landing at Berlin** where **eighty passengers** left in a **hurry through fire exits**.

A Pan-Am **spokesman** said afterwards that the **miniature bottles of whisky** on the **plane** cost **17 pence** each. The **cost of the emergency landing** was £6,500.

(from Stephen Pile *The Book of Heroic Failures*)

### 1 The meaning of nouns

Nouns have many different kinds of meanings. Concrete nouns refer to physical things: *aircraft, clock, door, whisky*. Abstract nouns refer to ideas and qualities: *time, result, security*. Nouns can also refer to actions and events: *theft, landing*; and to roles: *pilot, spokesman*. A noun can also be a name: *Berlin*.

### 2 The form of nouns

- a Many nouns have no special form to show that they are nouns. But there are a number of endings used to form nouns from other words: *movement, intention, difference, kindness, security, landing*. • 285(2)
- b Most nouns do not have gender. There are only a few word pairs such as *steward/stewardess*. • 285(3e)
- c Nouns do not have endings to show that they are subject or object. The only endings are for the plural (*bottles*, • 145) and the possessive (*the plane's crew*, •146).

## 143 Noun phrases

- 1 A noun phrase can be one word.  
*Whisky is expensive.* (uncountable noun)  
*Planes take off from here.* (plural noun)  
*They landed at Berlin.* (name)  
*She alerted the pilot.* (pronoun)

It can also be more than one word.  
*Someone was stealing the whisky.*  
*A lot of planes take off from here.*  
*Security guards set a trap.*

- 2 In a noun phrase there can be determiners, quantifiers and modifiers, as well as a noun.

a Determiners

These come before the noun.

*a bomb    the result    this idea    my bag*

The determiners are the articles (*a, the*), demonstratives (*this, that, these, those*) and Possessives (e.g. *my, your*).

b Quantifiers

These also come before the noun.

*a lot of money    two people    every photo    half the passengers*

Quantifiers are *a lot of, many, much, a few, every, each, all, most, both, half, some, any, no etc.* • 176

c Modifiers

A noun can be modified by an adjective or by another noun.

Adjective: *small bottles    the exact time*

Noun: *glass bottles    an emergency landing*

A prepositional phrase or adverb phrase can come after the noun and modify it.  
*the summer of 1978    the people inside* • 148

d Overview

This is the basic structure of a noun phrase.

Quantifier (+ of)	Determiner	Adjective modifier	Noun modifier	Noun	Other modifiers
	<i>a</i>			<i>bomb</i>	
	<i>a</i>	<i>hot</i>		<i>meal</i>	<i>for two</i>
	<i>the</i>			<i>door</i>	
<i>all</i>	<i>these</i>			<i>bottles</i>	<i>here</i>
<i>a lot of</i>			<i>empty</i>	<i>bottles</i>	
<i>a lot of</i>	<i>her</i>			<i>friends</i>	
<i>enough</i>				<i>exits</i>	
<i>some</i>		<i>nice</i>	<i>soup</i>	<i>dishes</i>	
<i>each of</i>	<i>the</i>	<i>heavy</i>	<i>glass</i>	<i>doors</i>	<i>of the building</i>



3 Here are some more details about the structure of a noun phrase.

a A quantifier can be more than one word.

**a lot of money**      **two hundred and fifty passengers**

b We sometimes use both a quantifier and a determiner.

**all that whisky**      **both the doors**

We can do this with *all*, *both* and *half*.

We can also use a determiner after a quantifier + *of*.

**each of the doors**   **a lot of my time**   **one of these magazines**

For more about quantifiers and determiners together, • 178(fb, 1c).

c Sometimes a quantifier comes after a determiner. We can use *many*, *few* or a number after *the*, *these*, *those* or a possessive.

**the many rooms of the house**      **those few people left**      **the three brothers**

NOTE

We cannot use *a lot of* or *a few* in this pattern.

NOT *the a lot of rooms of the house*

d A possessive form (e.g. *Susan's*, *the man's*) functions as a determiner.

**a lot of Susan's friends** (Compare: **a lot of her friends**)

**the man's seat**      **all the passengers' meals**

e There can be more than one adjective or noun modifier.

**a lovely hot meal**      **china soup dishes**

For the order of adjectives, • 202.

f The modifier can be a gerund or participle.

Gerund:      **some cooking oil**      **a flying lesson** • 283(2)

Participle:   **a ticking clock**      **some stolen bottles of whisky** • 137

g After a noun we can use a clause as a modifier.

**a plan to catch a thief**

**a clock hidden inside the drinks cabinet**

**the stewardess who was serving drinks**

h *Next*, *last* and *first*, *second*, *third* etc come after a determiner, not before it.

**your next job**      **most of the second week**      **this third anniversary**

But they usually go before *one*, *two*, *three* etc.

**my next two jobs**      **the first six weeks**

NOTE

a Compare these examples.

*The first three prizes were £50, £25 and £10.*

*There were three first prizes, one for each age group.*

b For *another two jobs* and *two more jobs*, • 180(3b).

i We can use an adverb before a quantifier or an adjective.

Adverb + quantifier • 212(8)

**almost all the time**      **quite a lot of money**      **very many bottles**

Adverb + adjective • 212(1)

**a very expensive trap**      **some really nice soup dishes**

- 4 A noun phrase can be a subject, an object, a complement or an adverbial. It can also be the object of a preposition.
- Subject: *Security guards set a trap.*  
Object: *The stewardess alerted **the pilot**.*  
Complement: *The cost of a bottle was **17 pence**.*  
Adverbial: ***That day** something unusual happened.*  
Prepositional object: *The passengers left in **a hurry** through **fire exits**.*

## 144 Countable and uncountable nouns

### 1 Introduction

- a Countable nouns can be singular or plural: *book(s), hotel(s), boat(s), day(s), job(s), mile(s), piece(s), problem(s), dream(s)*. Uncountable nouns are neither singular nor plural: *water, sugar, salt, money, music, electricity, happiness, excitement*.

We use countable nouns for separate, individual things such as books and hotels, things we can count. We use uncountable nouns for things that do not naturally divide into separate units, such as water and sugar, things we cannot count.

- b Many countable nouns are concrete: *table(s), car(s), shoe(s)*. But some are abstract: *situation(s), idea(s)*. Many uncountable nouns are abstract: *beauty, love, psychology*. But some are concrete: *butter, plastic*.

Many nouns can be either countable or uncountable. • (5)

- c An uncountable noun takes a singular verb, and we use *this/that* and *it*.  
*This milk is off. I'll pour it down the sink.*

### 2 Words that go with countable/uncountable nouns

Some words go with both countable and uncountable nouns: *the boat or the water*. But some words go with only one kind of noun: *a boat* but NOT *a water*, *how much water* but *how many boats*.

	Countable		Uncountable
	Singular	Plural	
<i>the</i>	<i>the boat</i>	<i>the boats</i>	<i>the water</i>
<i>a/an</i>	<i>a boat</i>		
<i>some</i>	<i>(some boat)</i>	<i>some boats</i>	<i>some water</i>
Noun on its own		<i>boats</i>	<i>water</i>
<i>no</i>	<i>no boat</i>	<i>no boats</i>	<i>no water</i>
<i>this/that</i>	<i>this boat</i>		<i>this water</i>
<i>these/those</i>		<i>these boats</i>	
Possessives	<i>our boat</i>	<i>our boats</i>	<i>our water</i>
Numbers	<i>one boat</i>	<i>two boats</i>	
<i>a lot of</i>		<i>a lot of boats</i>	<i>a lot of water</i>
<i>many/few</i>		<i>many boats</i>	
<i>much/little</i>			<i>much water</i>
<i>all</i>	<i>all the boat</i>	<i>all (the) boats</i>	<i>all (the) water</i>
<i>each/every</i>	<i>every boat</i>		

## NOTE

- a For *some* with a singular noun, e.g. *some boat*, • 179(5).  
 b We use *number of* with a plural noun and *amount of* with an uncountable noun.  
*a large number of boats*      *a large amount of water*

### 3 The of-pattern expressing quantity

- a Look at these phrases.

*a glass of water*      *two pounds of flour*      *a piece of wood*  
 NOT *a glass water*

The pattern is countable noun + *of*+ uncountable noun.

- b Here are some more examples of this pattern.


Containers:      *a cup of coffee, a glass of milk, a bottle of wine,*  
*a box of rubbish, a packet of sugar, a tin of pears,*  
*ajar of jam, a tube of toothpaste, a sack of flour*

Measurements:      *three metres of curtain material, a kilo of flour,*  
*twenty litres of petrol, a pint of lager,*  
*two spoonfuls of sugar*

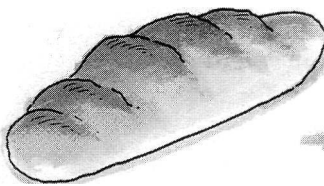
'Piece':      *a piece of cheese/chocolate/plastic/cotton*  
*a slice/piece of bread/cake/meat*  
*a sheet/piece of paper, a bar of soap/chocolate*  
*a stick/piece of chalk, a loaf of bread*  
*a drop of water/ink/oil etc, a grain of sand/rice*  
*a lump of coal/sugar etc*

## NOTE

- a In informal English we can use *bit(s) of*, meaning 'small piece(s) of, e.g. *some bits of cheese*.  
*A bit of* can also mean 'a small amount of'. • 177(2)  
 b We can say *a chocolate bar* (= a bar of chocolate) and a *sugar lump*, but these are exceptions. For *a wine glass*, • 147(6).




*a piece/slice  
of bread*



*a loaf  
(of bread)*



*a piece  
of chocolate*



*a bar  
of chocolate*

- c We can also use container/measurement + *of*+ plural noun.

*a box of matches*      *a pound of tomatoes*

This can be more convenient than saying *six tomatoes*.

Some expressions go only with plural nouns, not uncountable nouns.

*a crowd of people*      *a series of programmes*      *a bunch of flowers*

- d We can use *piece(s) of*, *bit(s) of* and *item(s) of* with some uncountable nouns. • (4a)  
 We can also use these expressions.

*a period/moment of calm*      *a degree of doubt*      *a sum/an amount of money*

- e *Kind, sort, type and make* go with either a countable or an uncountable noun.  
*what kind of sugar      this make of computer*

## 4 Countable or uncountable noun?

- a It is not always obvious from the meaning whether a noun is countable or uncountable. For example, *information, news* and *furniture* are uncountable.

*I've got some information for you. NOT an information*

*There was no news of the missing hiker NOT There were no news.*

*They had very little furniture, NOT very few furnitures*

But we can use *piece(s) of, bit(s) of* and *item(s) of* with many such nouns.

*I've got a piece of information for you.*

*They had very few items of furniture.*

- b Here are some uncountable nouns which may be countable in other languages.

<i>accommodation</i>	<i>English</i> (the language)	<i>land</i>	<i>research</i>
<i>advice</i>	<i>equipment</i>	<i>laughter</i>	<i>rice</i>
<i>applause</i>	<i>evidence</i>	<i>leisure</i>	<i>rubbish</i>
<i>baggage</i>	<i>fruit</i>	<i>lightning</i>	<i>scenery</i>
<i>behaviour</i>	<i>fun</i>	<i>litter</i>	<i>shopping</i>
<i>bread</i>	<i>furniture</i>	<i>luck</i>	<i>sightseeing</i>
<i>camping</i>	<i>gossip</i>	<i>luggage</i>	<i>stuff</i>
<i>cash</i>	<i>harm</i>	<i>machinery</i>	<i>thunder</i>
<i>clothing</i>	<i>health</i>	<i>money</i>	<i>toast</i>
<i>countryside</i>	<i>help</i> (• Note c)	<i>news</i>	<i>traffic</i>
<i>crockery</i>	<i>homework</i>	<i>pay</i> (= wages)	<i>transport</i>
<i>cutlery</i>	<i>housework</i>	<i>permission</i>	<i>travel</i>
<i>damage</i>	<i>housing</i>	<i>pollution</i>	<i>violence</i>
(• Note a)	<i>jewellery</i>	<i>progress</i>	<i>weather</i>
<i>education</i>	<i>knowledge</i>	<i>proof</i>	<i>work</i>
(• Note b)	(• Note b)	<i>rain</i>	(• Note d)

The following nouns are countable. Their meanings are related to the uncountable nouns above. For example, *suitcase* is countable, but *luggage* is uncountable.

<i>bag(s)</i>	<i>house(s)</i>	<i>permit(s)</i> /'pɜːmit/	<i>suitcase(s)</i>
<i>camp(s)</i>	<i>jewel(s)</i>	<i>rumour(s)</i>	<i>thing(s)</i>
<i>clothes</i> (• Note e)	<i>job(s)</i>	<i>shop(s)</i>	<i>vegetable(s)</i>
<i>clue(s)</i>	<i>journey(s)</i>	<i>shower(s)</i>	<i>vehicle(s)</i>
<i>coin(s)</i>	<i>laugh(s)</i>	<i>sight(s)</i>	
<i>fact(s)</i>	<i>loaf/loaves</i>	<i>storm(s)</i>	
<i>hobby/hobbies</i>	<i>machine(s)</i>	<i>suggestion(s)</i>	

### NOTE

- a *Damages* means 'money paid in compensation'.

*He received damages for his injuries.*

- b *Knowledge* and *education* can be singular when the meaning is less general.

*I had a good education. A knowledge of Spanish is essential.*

- c A *help* means 'helpful'.

*Thanks. You've been a great help.*

- d *Work* can be countable: a *work of art, the works of Shakespeare*. *Works* can mean 'factory': a *steel works*. • 154(3)

- e We cannot use *clothes* in the singular or with a number. We can say *some clothes* but *NOT four clothes*. We can say *four garments* or *four items of clothing*.

## 5 Nouns that can be either countable or uncountable

- a Some concrete nouns are countable when they refer to something separate and individual, but uncountable when they refer to a type of material or substance.

Countable

*They had **a nice carpet** in the living-room.  
The protestors threw **stones** at the police.*

Uncountable

*We bought ten square metres of **carpet**.  
The statue is made of **stone**.*

- b Animals, vegetables and fruit are uncountable when we cut or divide them.

Countable

*buy **a (whole) chicken**  
peel **some potatoes**  
pick **three tomatoes***

Uncountable

*put **some chicken** in the sandwiches  
eat **some potato**  
a pizza with **tomato***

- c These nouns can be countable or uncountable with different meanings.

Countable

***a glass/some glasses** of water  
my **glasses** (= spectacles • 155)  
**a daily paper** (= newspaper)  
**my papers** (= documents)  
**an ice** (= ice-cream)  
**an iron** (for ironing clothes)  
**a tin** of beans  
**a bedside light** (= lamp)  
**a hair/hairs** on your collar  
a girl in **a red dress**  
I've been here lots of **times**.  
(= occasions)  
an interesting **experience**  
(= an event)  
**a small business** (= company)  
**a property** (= building)  
The USA is **a democracy**.*

Uncountable

***some glass** for the window  
  
**some writing paper**  
  
**ice** on the road  
**iron** (a metal)  
**tin** (a metal)  
the speed of **light**  
comb your **hair**  
wearing even ing **dress**  
I haven't got much **time**.  
  
**experience** in the job  
(= length of time doing it)  
do **business** (- buying and selling)  
**some property** (= what someone owns)  
the idea of **democracy***

- d The countable noun often refers to a specific example, and the uncountable noun often refers to an action or idea in general.

Countable

***a drawing/painting** (= a picture)  
I heard **a noise**.  
an interesting **conversation**  
**a short war**  
Tennis is **a sport**.  
He led **a good life**.*

Uncountable

*good at **drawing/painting**  
constant traffic **noise**  
the art of **conversation**  
the horrors of **war**  
There's always **sport** on television.  
**Life** isn't fair.*

- e Nouns which describe feelings are usually uncountable, e.g. *fear, hope*. But some can be countable, especially for feelings about something specific.

*a fear of dogs*      *hopes for the future*  
*doubts about the wisdom of the decision*  
*an intense dislike of quiz shows*

*Pity, shame, wonder, relief, pleasure* and *delight* are singular as complement.

*It seemed a pity to break up the party.*

*Thanks very much. ~ It's a pleasure.*

- f When ordering food or drink or talking about portions, we can use countable nouns.

*I'll have a lager.* (= a glass of lager)


*Three coffees, please.* (= three cups of coffee)

*Two sugars.* (= two spoonfuls of sugar)

Some nouns can be countable with the meaning 'kind(s) of...'

*These lagers are all the same.* (= kinds of lager)

*There are lots of different grasses.* (= kinds of grass)



'You can get a meal here.'



'You can buy different kinds of food here.'

## 145 The plural of nouns

### 1 Form

- a A countable noun (*door, plane, stewardess*) has both a singular and a plural form. To form the plural we add *s* (*doors, planes*) or *es* (*stewardesses*).

NOTE

- a There are some spelling rules for noun plurals.

Adding *es* after a sibilant sound: *dish dishes* • 290(1)

*Y* changing to *ie*: *baby babies* • 294

- b For pronunciation of the *s/es* ending, • 290(3).

- b Some nouns have an irregular plural, e.g. *man men*. • 295

- c To form the plural of a compound noun or of two nouns together, we add *s/es* to the end.

*weekends bedrooms motor-bikes glass dishes*

We also add *s/es* to the end of a noun formed from a verb + adverb.

*breakdowns walk-outs check-ups*

When a prepositional phrase comes after the noun, we add *s/es* to the noun.

*Doctors of Philosophy mothers-in-law*

And when an adverb follows a noun in *er*, we add *s/es* to the noun.

*passers-by runners-up*

In expressions with *man/woman* + noun, both parts change to the plural.  
*women jockeys* (= jockeys who are women)

- d After a year or an abbreviation, the plural ending can be apostrophe + *s*.  
*the 1950s/the 1950's most MPs/most MP's*

## 2 Use

- a We use the singular to talk about one thing.  
*The door was closed. We waited for an hour.*  
*There was only one passenger. I've lost my job.*
- b We use the plural for more than one.  
*The doors were all closed. We waited for one and a quarter hours.*  
*There were hundreds of passengers. I've got one or two jobs to do.*

NOTE Some nouns are always plural, e.g. *clothes, goods*. • 154(1)

- c For a negative or unknown quantity, we normally use the plural.  
*There were no passengers on the bus.*  
*Have you read any good books lately?*

NOTE

We can use the singular after *no* meaning 'not a single one'.

*No passenger(s) came to the driver's help when he was attacked.*

# 146 The possessive form

## 1 Form

To form the possessive we add an apostrophe + *s* to a singular noun; we add an apostrophe to a plural noun ending in *s*; and we add an apostrophe + *s* to a plural *not* ending in *s*.

Singular + 's	<i>my friend's name</i>
s-plural + '	<i>my friends' names</i>
Other plurals + 's	<i>the children's names</i>

For pronunciation, • 290(4).

- a After a singular noun ending in *s*, we normally add 's: *the boss's office, Chris's address*. But after a surname ending in *s*, we can add just an apostrophe: *Perkins' room/Perkins's room, Yeats' poetry/Yeats's poetry*. We can pronounce *Perkins'* /'pɜːkɪnz/ or /'pɜːkɪnzɪ/.
- b If there is a short phrase after the noun, then the possessive ending comes after the phrase.  
*the people next door's cat/the cat belonging to the people next door*
- c We can leave out the noun after the possessive if the meaning is clear without it.  
*That umbrella is my friend's.*
- d Pronouns ending in *one/body* and the pronouns *one, each other* and *one another* can be possessive.  
I found *someone's* coat here. They visit *each other's* rooms.
- e We can add an apostrophe + *s* to a phrase with *and*.  
I've just been to *Peter and Zoe's* flat.  
This is much more usual than *Peter's and Zoe's* flat.
- f We can sometimes use two possessive forms together.  
*Anita is my cousin - my mother's brother's daughter.*

## 2 Use

We use the possessive form to express a relation, often the fact that someone has something or that something belongs to someone.

*Julia's coat Emma's idea my brother's friend the workers' jobs*

The possessive usually has a definite meaning. *Julia's coat* means 'the coat that belongs to Julia'. But we do not say *the* with a singular name.

NOT *the Julia's coat*

For **a coat of Julia's**, • 174(5).

## 3 Possessive form or of?

- a There is a pattern with *of* which has the same meaning as the possessive.

*my friend's name/the name of my friend*

Sometimes we can use either form. But often only one form is possible.

*your father's car* NOT *the car of your father*

*the beginning of the term* NOT *the term's beginning*

In general we are more likely to use the possessive form with people rather than things and to talk about possession rather than about other relations.

- b We normally use the possessive with people and animals.

*my friend's sister the dog's bone the Atkinsons' garden*

But we use the *of*-pattern with people when there is a long phrase or a clause.

*It's the house of a wealthy businessman from Saudi Arabia.*

*In the hall hung the coats of all the people attending the reception.*

Sometimes both patterns are possible.

*the Duchess of Glastonbury's jewellery*

*the jewellery of the Duchess of Glastonbury*

NOTE

The *of*-pattern is sometimes possible for relations between people.

*the youngman's mother/his mother of the youngman*

- c We normally use the *of*-pattern with things.

*the start of the match the bottom of the bottle*

*the day of the carnival the end of the film*

- d We can use both patterns with nouns that do not refer directly to people but suggest human activity or organization, for example nouns referring to places, companies or newspapers.

*Scotland's rivers*

*the rivers of Scotland*

*the company's head office*

*the head office of the company*

*the magazine's political views*

*the political views of the magazine*

## 4 Some other uses of the possessive

- a *There's a children's playground here.*

You can use *the customers' car park*.

The possessive form can express purpose. *A children's playground* is a playground for children. Other examples: *a girls' school, the men's toilet, a boy's jacket*.



b We found a **bird's nest**.

It was a **man's voice** that I heard.

Here *man's* modifies *voice*, like an adjective. It tells us what kind of voice. Compare a **male voice**.

c **The girl's reply** surprised us.

**Roger's actions** were later criticized.

This pattern is related to *The girl replied*. For more examples, • 149(1).

NOTE The of-pattern is sometimes possible: *the actions of Roger*.

d **The hostages' release** came unexpectedly.

**Susan's promotion** is well deserved.

This pattern is related to *They released the hostages*.

NOTE

The of-pattern is possible here: *the release of the hostages*. And we always use the of-pattern with things rather than people.

*the release of the information*. NOT *the information's release*

e **That man's stupidity** is unbelievable.

**The player's fitness** is in question.

This pattern is related to *That man is stupid*. We use it mainly with humans.

NOTE The of-pattern is also possible: *the stupidity of that man*.

## 5 The pattern *yesterday's newspaper*

The possessive can express time when.

Have you seen **yesterday's newspaper**?

**Next month's figures** are expected to show an improvement.

It can also express length of time.

We've booked a **three weeks' holiday**.

There's going to be about an **hour's delay**.

NOTE

a **Sunday's newspaper** is a newspaper on one specific Sunday, e.g. last Sunday. A **Sunday newspaper** is a type of newspaper, one that appears on Sundays.

b We can also use the following patterns to express length of time.

*a holiday of three weeks*      *a delay of one hour*

*a three-week holiday*      *a one-hour delay*

## 6 At *Alec's, to the butcher's* etc

We can use the possessive without a following noun when we talk about someone's home or shop.

We're all meeting at **Dave's** (house/flat).

There's a policeman outside **the McPhersons'** (house/flat).

Is there a **baker's** (shop) near here?

I was sitting in the waiting-room at **the dentist's**.

We can also use company names.

I'm just going to **Tesco's** to get some bread.

We ate at **Maxime's** (Restaurant).

There's a **Barclay's** (Bank) on the university campus.

NOTE Many companies leave out the apostrophe from their name: *Barclays* (Bank).

## 147 Two nouns together

- 1 We often use one noun before another.

*a tennis club money problems a microwave oven*

The first noun modifies the second, tells us something about it, what kind it is or what it is for.

*a tennis club* = a club for playing tennis

*vitamin pills* = pills containing vitamins

*a train journey* = a journey by train

*a phone bill* = a bill for using the phone

NOTE

When two nouns are regularly used together, they often form a compound noun; • 283. But it is often difficult to tell the difference between two separate nouns and one compound noun, and the difference is not important for the learner of English.

- 2 Sometimes there is a hyphen (e.g. *waste-bin*), and sometimes the two nouns are written as one (e.g. *armchair*). There are no exact rules about whether we join the words or not. • 56(5c)

- 3 The stress is more often on the first noun.

*'tennis club ma'chine-gun 'car park 'fire alarm*

But sometimes the main stress comes on the second noun.

*cardboard 'box microwave 'oven town 'hall*

There are no exact rules about stress, but for more details, • (5).

- 4 The first noun is not normally plural.

*The Sock Shop a picture gallery an eye test a book case*

NOTE

Some exceptions are *a sports shop, careers information, customs regulations, a clothes rack, a goods train, systems management, an arms dealer*. For American English, • 304(2).

- 5 Here are some examples of the different kinds of noun + noun pattern.

- a *a coffee table* (= a table for coffee) *a car park security cameras*  
*a cricket ball an oil can* (= a can for holding oil) • (6)

NOTE

a The stress is on the first noun: *a 'coffee table*.

b We can use a gerund, e.g. *a sewing-machine* (= a machine for sewing). • 283(2)

- b *a warfilm* (= a film about war) *a crime story pay talks*  
*a gardening book a computer magazine*

NOTE The stress is on the first noun: *a 'war film*.

- c *a chess player* (= someone who plays chess) *a lorry driver music lovers*  
*a concrete mixer* (= a machine that mixes concrete) *a potato peeler*  
*a food blender a sweet shop* (= a shop that sells sweets) *a biscuitfactory*  
*steel production* (= the production of steel) *life insurance car theft*

NOTE

The stress is usually on the first noun: *a 'chess player*. Compare these two phrases.

Noun + noun: *an 'English teacher* (= someone who teaches English)

Adjective + noun: *an English 'teacher* (= a teacher who is English)

- d *a summer holiday* (= a holiday in summer)    *the morning rush*  
*a future date*    *breakfast television*  
*a country cottage* (= a cottage in the country)    *a motorway bridge*  
*Swindon station*    *a hospital doctor*    *a world recession*

## NOTE

In these examples we usually stress the second noun: *a summer 'holiday*. But there are many exceptions, e.g. *'evening classes*, *a 'Glasgow woman*.

- e *a plastic bag* (= a bag made of plastic)    *a paper cup*  
*a brick wall*    *a glass vase*    *a tin can*

NOTE The main stress is on the second noun: *a plastic 'bag*.

*the oven door* (= the door of the oven)    *the town centre*  
*factory chimneys*    *the river bank*

## NOTE

a The main stress is usually on the second noun: *the town 'centre*.


b With *top*, *bottom*, *side*, *back* and *end* we normally use the of-pattern.

*the bottom of the valley*    *the end of the motorway*    NOT *the motorway end*

But we can say *roadside*, *hillside*, *hilltop* and *cliff top*.

*They stood by the roadside/ the side of the road*.

- 6 *A milk bottle* is a bottle for holding milk. *Milk* refers to the purpose of the bottle. *A bottle of milk* is a bottle full of milk. *Milk* refers to the contents of the bottle.



*a milk bottle*

*a bottle of milk*

Purpose:	<i>a wine glass</i>	<i>a jam jar</i>	<i>a bookshelf</i>
Contents:	<i>a glass of wine</i>	<i>a jar of jam</i>	<i>a shelf of books</i>

- 7 There are more complex patterns with nouns.

- a We can use more than two nouns.

*Eastbourne town centre*    *a plastic shopping-bag*

*a life insurance policy*    *security video cameras*

*Somerset County Cricket Club*    *summer activity holiday courses*

We can build up phrases like this.

*an air accident* (= an accident in the air)

*an investigation team* (= a team for investigating something)

*an air accident investigation team*

(= a team for investigating accidents in the air)

- b We can use adjectives in these complex noun patterns.

a **comprehensive** road atlas    a **handy** plastic shopping-bag  
a 'Sunuser' **solar** heating system    **British** Channel Island Ferries

NOTE

We can also sometimes use a phrase with a preposition.

**state-of-the-art** technology    a sensational **end-of-season** sale

## 148 Phrases after a noun

- 1 We can use a clause or phrase after a noun to modify it.

Clause:    *the fact **that I got there first** • 262 (7)*  
            *some of those people **who called** • 272*  
            *a lot of time **to spare** • 124*

Phrase:    *all these boxes **here***  
            *every day **of the week***  
            *a hot meal **for two***

- 2 The phrase after the noun can be a prepositional phrase, an adverb phrase, an adjective phrase or a noun phrase.

Prepositional phrase:    *When will I meet the girl **of my dreams**?*

Adverb phrase:         *We don't talk to the people **upstairs**.*

Adjective phrase:       *The police found parcels **full of cocaine**.*

Noun phrase:            *The weather **that day** was awful.*

The phrase modifies the noun, tells us more about it.

The prepositional phrase is the most common.

*The period **just after lunch** is always quiet.*

*I'd love an apartment **on Fifth Avenue**.*

*A man **with very fair hair** was waiting in reception.*

*The idea **of space travel** has always fascinated me.*

*What are the prospects **for a peaceful solution**?*

For noun + preposition, e.g. *prospects **for***, • 237.

NOTE

We can use a pattern with *of* with the names of places or months. It is rather formal.

*Welcome to **the city of Coventry**.*

*Here is the long-range weather forecast for **the month of June**.*

- 3 We can sometimes use two or more phrases together after a noun. Here are some examples from British newspapers.

*Passengers **on some services from King's Cross, Euston and Paddington** will need a boarding pass.*

*Violence erupted at the mass funeral **of African National Congress victims of last week's massacre at Ciskei**.*

*Chris Eubank recorded his **fourth successful defence of the WBO super-middleweight championship at Glasgow on Saturday with a unanimous points win over America's Tony Thornton**.*

We can also use a mixture of phrases and clauses.

*The baffling case **of a teenage girl who vanished exactly twenty years ago** has been re-opened by police.*

## 149 Nominalization

- 1 Some noun phrases are equivalent to clauses.

Clause

*The residents **protested**.*  
*Someone **published** the document.*  
*The landscape **is beautiful**.*

Noun phrase

*the residents' **protests***  
*the **publication** of the document*  
*the **beauty** of the landscape*

Expressing an idea in a noun phrase rather than a clause is called 'nominalization'. Here are two examples in sentences.

***The residents' protests** were ignored.*

*The government opposed **the publication of the document**.*

In written English, this is often preferred to *The residents protested, but they were ignored*. For an example text, • 53(2).

NOTE

For the subject of the clause we use either the possessive form or the of-pattern.

Clause

*The visitor departed.*  
*The scheme succeeded.*  
*The telephone rang.*

Noun phrase

*the visitor's departure/the departure of the visitor*  
*the scheme's success/the success of the scheme*  
*the ringing of the telephone*

- 2 An adverb in a clause is equivalent to an adjective in a noun phrase.

Adverb in clause

*The residents protested **angrily**.*  
*The landscape is **amazingly** beautiful.*

Adjective in noun phrase

*The residents' **angry** protests were ignored.*  
*Discover the **amazing** beauty of the landscape.*

- 3 Look at these examples.

Verb + object

*They published the document.*  
*Someone attacked the President.*  
*They've changed the law.*  
*He answered the question.*

Noun + preposition + object

*the publication **of** the document*  
*an attack **on** the President*  
*a change **in** the law*  
*his answer **to** the question*

The most common preposition here is *of*. For noun + preposition, • 237.

# 18

## Agreement

### 150 Summary

#### Singular and plural verbs • 151

Subject-verb agreement means choosing the correct singular or plural verb after the subject.

*The shop opens at nine.      The shops open at nine.*

#### Points to note about number and agreement

#### Singular and plural subjects • 152

*Phil and Janice have invited us round.*

*Two hours is a long time to wait.*

#### One of, a number of, every, there etc • 153

*A number of problems have arisen.*

*Every cloud has a silver lining.*

#### Nouns with a plural form • 154

*Physics is my favourite subject.*

#### Pair nouns • 155

*These shorts are nice.*

#### Group nouns • 156

*The company is/are building a new factory.*

#### Number in the subject and object • 157

*We all wrote down our names.*

NOTE

For *The dead are not forgotten*, • 204.

For *The French have a word for it*, • 288(1d).

### 151 Singular and plural verbs

- 1 In the third person there is sometimes agreement between the subject and the first (or only) word of a finite verb phrase.

*The house is empty.      The houses are empty.*

Here we use *is* with a singular subject and *are* with a plural.

An uncountable noun takes a singular verb.

*The grass is getting long.*

With a present-tense verb there is agreement.

The **window is** broken.

The **windows are** broken.

The **office has** a phone.

The **offices have** phones.

The **garden looks** nice.

The **gardens look** nice.

There is agreement with *be*, • 84(2), *have*, • 85(2), and a present-simple verb (*look*). A third-person singular subject takes a verb form in *s*.

NOTE

a A modal verb always has the same form.

The **window(s) might be** broken.

b For the subjunctive, • 242.

We recommend that **the pupil receive** a special award.

- 3 With a past-tense verb there is agreement only with *be*.

The **window was** broken.

The **windows were** broken.

With other verbs, there is only one past form.

The **office(s) had** lots of phones.

The **garden(s) looked** nice.

NOTE

For the subjunctive *were*, • 242(3).

If the story **were** true, what would it matter?

## 152 Singular and plural subjects

It is usually easy to decide if a subject is singular or plural, but there are some points to note.

- 1 TWO or more phrases linked by *and* take a plural verb.

**Jamie and Emma go** sailing at weekends.

**Both the kitchen and the dining-room face** due west.

**Wheat and maize are** exported.

But when the two together express something that we see as a single thing, then we use a singular verb.

**Bread and butter was** all we had.

- 2 When two phrases are linked by *or*, the verb usually agrees with the nearest.

**Either Thursday or Friday is** OK.

**Either my sister or the neighbours are** looking after the dog.

- 3 A phrase of measurement takes a singular verb.

**Ten miles is** too far to walk. **Thirty pounds seems** a reasonable price.

Here we are talking about the amount as a whole - a distance of ten miles, a sum of thirty pounds, not the individual miles or pounds.

Titles and names also take a singular verb when they refer to one thing.

**'Star Wars' was** a very successful film.

**The Rose and Crown is** that old pub by the river.

- 4 A phrase with *as well as* or *with* does not make the subject plural.

**George, together with some of his friends, is** buying a race-horse.

A phrase with *and* in brackets does not normally make the subject plural.

**The kitchen (and of course the dining-room) faces** due west.

## 153 *One of, a number of, every, there etc*

After *not only... but also*, the verb agrees with the nearest phrase.

*Not only George but also his friends are buying the horse.*

NOTE

A phrase in apposition does not make the subject plural.

*George, my neighbour, often goes to the races.*

- 5 If a phrase comes after the noun, the verb agrees with the first noun.  
*The house between the two bungalows is empty.*
- 6 A phrase or clause as subject takes a singular verb.  
*Through the trees is the quickest way.*  
*Opening my presents was exciting.*
- 7 Even if the subject comes after the verb, the verb agrees with the subject.  
*A great attraction are the antique shops in the old part of the town.*  
Here *a great attraction* is the complement. It describes the subject, *the antique shops*.

## 153 *One of, a number of, every, there etc*

- 1 After a subject with *one of*, we use a singular verb.  
*One of these letters is for you.*
- 2 When a plural noun follows *number of*, *majority of* or *a lot of*, we normally use a plural verb.  
*A large number of letters were received.*  
*The majority of people have complained.*  
*A lot of people have complained.*  
Here *a number of* etc expresses a quantity.

NOTE

a When *number* means 'figure', it agrees with the verb.

*The number of letters we receive is increasing.*

b *Amount* agrees with the verb.

*A large amount of money was collected.*

*Large amounts of money were collected.*

c After a fraction, the verb agrees with the following noun, e.g. *potato*, *plants*.

*Three quarters (of a potato) is water.*

*Almost half (the plants) were killed.*

- 3 We use a singular verb after a subject with *every* and *each* and compounds with *every*, *some*, *any* and *no*.  
*Every pupil has to take a test.*  
*Each day was the same as the one before.*  
*Everyone has to take a test.*  
*Someone was waiting at the door.*  
*Nothing ever happens in this place.*

But *all* and *some* with a plural noun take a plural verb.

*All the pupils have to take a test.*

*Some people were waiting at the door.*

NOTE

When *each* follows a plural subject, the verb is plural.

*The pupils each have to take a test.*



We use a singular verb after *who* or *what*.

**Who knows the answer?** ~ *We all do.*

**What's happened?** ~ *Several things.*

After *what/which* + noun, the verb agrees with the noun.

**What/Which day is convenient?**      **What/Which days are convenient?**

NOTE

A verb after *which* is singular or plural depending on how many we are talking about.

**Which** (of these sweaters) **goes** best with my trousers? ~ *This one, I think.*

**Which** (of these shoes) **go** best with my trousers? ~ *These, I think.*

After *none of/neither of/either of/any of*+ plural noun phrase, we can use either a singular or plural verb.

**None** (of the pupils) **has/have** failed the test.

*I don't know if either* (of these batteries) **is/are** any good.

The plural verb is more informal.

NOTE

After *no*, we can use either the singular or the plural.

**No pupil has failed/No pupils have** failed the test.

After *there*, the verb agrees with its complement.

**There was an accident.**      **There were some accidents.**

NOTE

In informal English we sometimes use *there's* before a plural.

*There's some friends of yours outside.*

## 154 Nouns with a plural form

### 1 Plural noun - plural verb

a Some nouns are always plural.

*The goods were* found to be defective. NOT *a good*

*My belongings have* been destroyed in a fire. NOT *my belonging*

Nouns always plural are *belongings, clothes, congratulations, earnings, goods, odds* (= probability), *outskirts, particulars* (= details), *premises* (= building), *remains, riches, surroundings, thanks, troops* (= soldiers), *tropics*.

NOTE For pair nouns, e.g. *glasses, trousers*, • 155.

b Compare these nouns.

*hurt my arm(s) and leg(s)*

*an old custom*

*manner* (= way)

*the content* of the message

*a saving* of £5

*do some damage* to the car

*feel pain(s)* in my back

Plural only

*arms* (= weapons)

*go through customs*

*manners* (= polite behaviour)

*the contents* of the box

*all my savings*

*pay damages*

*take pains* (= care)

## 2 Plural form - singular verb

*The news isn't very good, I'm afraid.*

*Gymnastics looks difficult, and it is.*

Nouns like this are *news*; some words for subjects of study: *mathematics, statistics, physics, politics, economics*; some sports: *athletics, gymnastics, bowls*; some games: *billiards, darts, dominoes, draughts*; and some illnesses: *measles, mumps, shingles*.

### NOTE

Some of these nouns can have normal singular and plural forms when they mean physical things.

*Tom laid a domino on the table.*

*These statistics are rather complicated.* (= these figures)

*Politics* takes a plural verb when it means someone's views.

*His politics are very left-wing.* (= his political opinions)

## 3 Nouns with the same singular and plural form

*A chemical works causes a lot of pollution.*

*Chemical works cause a lot of pollution.*

*Works* can mean 'a factory' or 'factories'. When it is plural we use a plural verb.

Nouns like this are *barracks, crossroads, headquarters, means, series, species, works*.

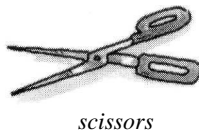

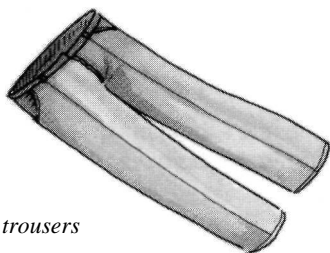
### NOTE

*Works, headquarters* and *barracks* can sometimes be plural when they refer to one building or one group of buildings.

*These chemical works here cause a lot of pollution.*

# 155 Pair nouns

- 1 We use a pair noun for something made of two identical parts.



- 2 A pair noun is plural in form and takes a plural verb.

*These trousers need cleaning. Your new glasses are very nice.*

*I'm looking for some scissors. Those tights are cheap.*

We cannot use *a* or numbers, NOT *a trouser* and NOT *two trousers*

### NOTE

**Some** pair nouns can be singular before another noun: *a trouser leg, a pyjama jacket*.

But: *my glasses case*.

- 3 We can use *pair(s) of*.

*This pair of trousers needs cleaning.*

*How have three pairs of scissors managed to disappear?*

Some pair nouns are: *binoculars, glasses, jeans, pants, pincers, pliers, pyjamas, scales* (for weighing), *scissors, shorts, spectacles, tights, trousers, tweezers*.

## NOTE

- a Three of these nouns can be singular with a different meaning: **a glass** of water, **a spectacle** (= a wonderful sight), **a scale** of five kilometres to the centimetre.
- b Most words for clothes above the waist are not pair nouns, e.g. *shirt, pullover, suit, coat*.
- c We can also use *pair(s) of* with *socks, shoes, boots, trainers* etc. These nouns can be singular: *a shoe*.

## 156 Group nouns

- 1 Group nouns (sometimes called 'collective nouns') refer to a group of people, e.g. *family, team, crowd*. After a singular group noun, the verb can often be either singular or plural.

*The crowd **was/were** in a cheerful mood.*

There is little difference in meaning. The choice depends on whether we see the crowd as a whole or as a number of individuals.

## NOTE

- a In the USA a group noun usually takes a singular verb. • 304(1)
- b A group noun can be plural.  
*The two **teams** know each other well.*
- c A phrase with *of* can follow the noun, e.g. *a crowd **of people**, a team **of no-hopers**.*

- 2 With a singular verb we use *it, its* and *which/that*. With a plural verb we use *they, their* and *who/that*.

*The government **wants** to improve **its** image.*

*The government **want** to improve **their** image.*

*The crowd **which has** gathered here **is** in a cheerful mood.*

*The crowd **who have** gathered here **are** in a cheerful mood.*

- 3 We use the singular to talk about the whole group. For example, we might refer to the group's size or make-up, or how it compares with others.

*The **class consists** of twelve girls and fourteen boys.*

*The **union is** the biggest in the country.*

The plural is more likely when we talk about people's thoughts or feelings.

*The **class don't/doesn't** understand what the teacher is saying.*

*The **union are/is** delighted with their/its pay rise.*

- 4 Some group nouns are:

<i>army</i>	<i>company</i>	<i>group</i>	<i>population</i>
<i>association</i>	<i>council</i>	<i>jury</i>	<i>press</i>
<i>audience</i>	<i>crew</i>	<i>majority</i>	<i>public</i>
<i>board</i>	<i>crowd</i>	<i>management</i>	<i>school</i>
<i>choir</i>	<i>enemy</i>	<i>military</i>	<i>society (= club)</i>
<i>class</i>	<i>family</i>	<i>minority</i>	<i>staff</i>
<i>club</i>	<i>firm</i>	<i>navy</i>	<i>team</i>
<i>college</i>	<i>gang</i>	<i>orchestra</i>	<i>union</i>
<i>committee</i>	<i>government</i>	<i>(political) party</i>	<i>university</i>
<i>community</i>			

NOTE *Military, press* and *public* do not have a plural form. NOT *the publics*

## 157 Number in the subject and object

- 5 The names of institutions, companies and teams are also group nouns, e.g. *Parliament, the United Nations, The Post Office, the BBC, Selfridge's, Rank Xerox, Manchester United, England* (= the England team).

*Safeway sells/sell organic vegetables.*

*Brazil is/are expected to win.*

NOTE

The *United States* usually takes a singular verb.

*The United States has reacted angrily.*

- 6 These nouns have a plural meaning and take a plural verb: *police, people, livestock* (= farm animals), *cattle* (= cows), *poultry* (= hens).

*The police are questioning a man.*

*Some cattle have got out into the road.*

NOTE

a For details about *people*, • 296(1) Note b.

b When *poultry* means meat, it is uncountable.

*Poultry has gone up in price.*

## 157 Number in the subject and object

There is sometimes a problem about number with an object. Compare these sentences.

*The schools have a careers adviser.*

(A number of schools share the same adviser.)

*The schools have careers advisers.*

(Each school has one or more advisers.)

When a number of people each have one thing, then the object is usually plural.

*We put on our coats. They all nodded their heads in agreement.*

But we use the singular after a subject with *each* or *every*.

*Each town has its own mayor.*

# 19

## The articles: *a/an* and *the*

### 158 Summary

ACCIDENTS CAN HAPPEN

*The Royal Society for **the** Prevention of Accidents held **an** exhibition at Harrogate, in **the** north of England. Some shelves were put up to display **the** exhibits. During **the** exhibition, **the** shelves fell down, injuring **a** visitor.*

We use *a/an* only with a singular noun, but we can use *the* with any noun. We also use *some* as a plural equivalent of *a/an*.

*Some shelves were put up.*

We can also sometimes use a noun on its own without an article.

*Accidents can happen.*

#### The form of the articles • 159

We use *a* before a consonant sound and *an* before a vowel sound.

*a* visitor     *an* exhibition

#### The basic use of the articles • 160

*A/an* is the indefinite article, and *the* is the definite article. We use *the* when it is clear which one we mean. This can happen in three different ways. Firstly, by repetition: we say **an** exhibition when we first mention it, but **the** exhibition when it is mentioned again, when it means 'the exhibition just mentioned'. Secondly, when there is only one: **the** captain. And thirdly, because a phrase or clause after the noun makes clear which one is meant: **the** woman *sitting behind us*.

#### *A/an* to describe and classify • 161

We use *a/an* to describe and classify.

*This is **a** nice place.     'The Economist' is **a** magazine.*

#### The article in generalizations • 162

Articles can also have a general meaning.

***The** bicycle is a cheap means of transport.*

*There is lots to interest **a** visitor.*

A plural or uncountable noun on its own can also have a general meaning.

*Accidents can happen.*

#### *A/an* or *one*? • 163

We can use either *a/an* or *one* with a singular noun. *One* puts more emphasis on the number.

### ***A/an, some and a noun on its own* • 164**

We use *a/an* only with a singular noun. With plural or uncountable nouns we use *some* or the noun on its own.

Singular:            *A shelf* was put up.  
Plural:             *(Some) shelves* were put up.  
Uncountable:     *(Some) furniture* was brought in.

### ***Sugar or the sugar?* • 165**

With an uncountable or plural noun we often have a choice between, for example, *music* (general) and *the music* (specific).

*Music* usually helps me relax.     *The music* was far too loud.

### **OVERVIEW: *a/an, some and the* • 166**

### **A singular noun on its own • 167**

We use a singular noun on its own only in some special patterns.

### **Articles with *school, prison* etc • 168**

*I hope to go to university.*

### **Articles in phrases of time • 169**

*You should get the letter on Thursday.*

### **Names of people • 170**

Names of people normally have no article.

### **Place names and *the* • 171**

Some place names have *the*. We say *Kennedy Airport* but *the Classic Cinema*.

### ***Ten pounds an hour* etc • 172**

There is a special use of *a/an* in phrases of price, speed etc.

*A nursing home costs £400 a week.*

## **159 The form of the articles**

- 1 Before a consonant sound the articles are *a* /ə/ and *the* /ðə/. Before a vowel sound they are *an* /ən/ and *the* /ði/.

**a** + consonant sound

*a shelf* /ə/ + /ʃ/

*a visitor* /ə/ + /v/

*a big exhibition* /ə/ + /b/

*the* /ðə/

*the shelf* /ə/ + /ʃ/

**an** + vowel sound

*an accident* /n/ + /æ/

*an exhibition* /n/ + /e/

*an interesting display* /n/ + /ɪ/

*the* /ði/

*the accident* /ɪ/ + /æ/

It is the pronunciation of the next word which matters, not the spelling. Note especially words beginning with *o*, *u* or *h*, or abbreviations.

<i>a one-day event</i> /ə/ + /w/	<i>an only child</i> /n/ + /əʊ/
<i>a union/uniform/university</i> /ə/ + /j/	<i>an umbrella</i> /n/ + /ʌ/
<i>a European country</i> /ə/ + /j/	<i>an error</i> /n/ + /e/
<i>a holiday</i> /ə/ + /h/	<i>an hour</i> /n/ + /aʊ/
<i>a U-turn</i> /ə/ + /j/	<i>an MI5 agent</i> /n/ + /e/

NOTE

a With some words we can either pronounce *h* or not, e.g. *a hotel* /ə/ + /h/ or *an hotel* /n/ + /əʊ/. Also: *a/an historic moment*, *a/an horrific accident*. Leaving out /h/ is a little formal and old-fashioned.

b In slow or emphatic speech we can use *a* /eɪ/, *an* /æɪn/ and *the* /ði:/.

*And now, ladies and gentlemen, a* /eɪ/ *special item in our show.*

*When the* is stressed, it can mean 'the only', 'the most important'.

*Aintree is the* /ði:/ *place to be on Grand National Day.*

For *the* /ði:/ *Ronald Reagan*, • 170(2) Note a.

## 160 The basic use of the articles

### 1 HOVERCRAFT STOWAWAY

*A hovercraft* flying at 40 mph was halted in rough seas when *a stowaway* was discovered - on *the outside*. He was seen hiding behind *a liferaft* to avoid paying *the* £5 fare from Ryde, Isle of Wight to Southsea. *The captain* was tipped off by radio. He stopped *the craft* and *a crewman* brought *the stowaway* inside.

*A Hovertravel spokesman* said: 'It was *a very dangerous thing* to do. *The ride* can be bumpy and it would be easy to fall off.'

(from *The Mail on Sunday*)

When the report first mentions a thing, the noun has *a/an*, e.g. *a hovercraft* and *a stowaway* in the first sentence. When the same thing is mentioned again, the writer uses *the*.

*He stopped the craft and a crewman brought the stowaway inside.*

*The* means that it should be clear to the reader which one, the one we are talking about.

The difference between *a/an* and *the* is like the difference between *someone!* *something* and a personal pronoun.

*Police are questioning a man/someone about the incident. The man/He* was arrested when he arrived at Southsea.

*A man/someone* is indefinite; *the man/he* is definite.

NOTE

a For *a/an* describing something, e.g. *It was a very dangerous thing to do.* • 161.

b We sometimes see a special use of *the* at the beginning of a story. This is the first sentence of a short story by Ruth Rendell.

*A murderer had lived in the house, the estate agent told Norman.*

This puts the reader in the middle of the action, as if we already know what house.

### 2 The context is important in the choice of *a/an* or *the*. Take this example from *Hovercraft Stowaway* in (1).

*The captain* was tipped off by radio.

We use *the* here even though this is the first mention of the captain. Because we are talking about a hovercraft, it is clear that *the captain* means the captain of the hovercraft. We use *the* for something unique in the context - there is only one captain.

*A car stopped and the driver got out.*

*You'll see a shop with paintings in the window.*

We know which window - the window of the shop just mentioned.

Now look at these examples.

*A hovercraft crossing the English Channel was halted in rough seas.*

*The Prime Minister is to make a statement.*

*The sun was shining. We were at home in the garden.*

*I'm just going to the post office.*

*Could I speak to the manager?* (spoken in a restaurant).

*I can't find the volume control.* (spoken while looking at a stereo)

There is only one English Channel, one Prime Minister of a country, one sun in the sky, one garden of our house and one post office in our neighbourhood. So in each example it is clear which we mean.

We often use *the* when a phrase or clause comes after the noun and defines which one is meant.

*Ours is the house on the corner.*

*I'd like to get hold of the idiot who left this broken glass here.*

But if the phrase or clause does not give enough information to show which one, we use *a/an*.

*He lives in a house overlooking the park.*

We cannot use *the* if there are other houses overlooking the park.

We often use *the* when an of-phrase follows the noun.

*We came to the edge of a lake.*

*The roof of a house was blown off in the storm.*

*Steve heard the sound of an aircraft overhead.*

NOTE

But we can use *a/an* before a phrase of quantity with *of*.

*Would you like a piece of toast?*

We normally use *the* in noun phrases with superlative adjectives and with *only*, *next*, *last*, *same*, *right* and *wrong*.

*The Sears Tower is the tallest building in the world.*

*You're the only friend I've got.*

*I think you went the wrong way at the lights.*

NOTE

a *An only child* is a child without brothers or sisters.

b For *next* and *last* in phrases of time, e.g. *next week*, • 169(8).

We use *the* in a rather general sense with some institutions, means of transport and communication, and with some jobs.

*This decade has seen a revival in the cinema.*

*I go to work on the train. Your cheque is in the post.*

*Kate has to go to the dentist tomorrow.*

Here *the cinema* does not mean a specific cinema but the cinema as an institution. *The train* means the train as a means of transport.



Also *the countryside, the doctor, the establishment, the media, the (news)paper, the police, the press, the seaside, the working class(es).*

## NOTE

*Television and radio* as institutions do not take an article.

*Donna has got a job in **television**/in **radio**.*

But compare *watch television/see it on television* and *listen to the radio/hear it on the radio*.

When we talk about the physical things, we use the articles in the normal way.

*There was **a television/a radio** on the shelf.*

*Harry turned on **the radio/the television**.*

6 *A/an* can mean either a specific one or any one.

*I'm looking for **a pen**. It's a blue one.* (a specific pen)

*I'm looking for **a pen**. Have you got one?* (any pen)

***A hovercraft** was halted in rough seas yesterday.* (a specific hovercraft)

*The **quickest** way is to take **a hovercraft**.* (any one)

## 7 Here is an overview of the basic uses of the articles.

*a/an*

Not mentioned before

*Do you want to see **a video**?*

(We don't say which video.)

Not unique

*We watched **a film** about wildlife.*

(There are other films about wildlife.)

*the*

Mentioned before

*Do you want to see **the video**?*

(= the video we are talking about)

Unique in context

*Are you enjoying **the play**?*

(spoken in a theatre)

Phrase or clause defines which

*I watched **the film** you videoed.*

(You videoed one film.)

## 161 Alan to describe and classify

1 A singular noun phrase which describes something has *a/an*, even though it is clear which one is meant.

*This is **a big house**, isn't it?      Last Saturday was **a lovely day**.*

*You are **an idiot**, you know.      It's **a long way** to Newcastle.*

2 We also use *a/an* to classify, to say what something is.

*What kind of bird is that? ~ **A blackbird**, isn't it?*

*The Sears Tower is **a building** in Chicago.*

This includes a person's job, nationality or belief.

*My sister is **a doctor**. NOT *My sister is doctor*.*

*The author of the report is **a Scot**.*

*I thought you were **a socialist**.*

*Mr Liam O'Donnell, **a Catholic**, was injured in the incident.*

## NOTE

We can also use an adjective of nationality (e.g. *American, Scottish*) as complement.

*The author of the report is **an American/is American**.*

*My grandfather was **a Scot/was Scottish**. NOT *He was Scot*.*

For nationality words, • 288.

## 162 The article in generalizations

This paragraph contains some generalizations about animals.

### ANIMAL NOSES

*As with other parts of its equipment, **an animal** evolves the kind of nose it needs. **The hippo** has grown its ears and eyes on the top of its head, and its nostrils on top of its nose, for lying in water. **Camels and seals** can close their noses; they do it in the same way but for different reasons. **The camel** closes its nose against the blowing sand of the desert, and **the seal** against the water in which it spends most of its time.*

(from F. E. Newing and R. Bowood *Animals And How They Live*)

For generalizations we can use a plural or an uncountable noun on its own, or a singular noun with *a/an* or *the*.

**Camels** can close their noses.

**A camel** can close its nose.

**The camel** can close its nose.

These statements are about all camels, camels in general, not a specific camel or group of camels. We do not use *the camels* for a generalization.

### 1 Plural/uncountable noun on its own

**Blackbirds** have a lovely song. **Airports** are horrible places.

**People** expect good service. **Time** costs money.

This is the most common way of making a generalization.

### 2 *Alan* + singular noun

**A blackbird** has a lovely song.

**A computer** will only do what it's told to do.

**An oar** is a thing you row a boat with.

Here *a blackbird* means any blackbird, any example of a blackbird. We also normally use *a/an* when explaining the meaning of a word such as *an oar*.

### 3 *The* + singular noun

**The blackbird** has a lovely song.

What will the new tax mean for **the small businessman**?

Nobody knows who invented **the wheel**.

Can you play **the piano**?

Here *the blackbird* means a typical, normal blackbird, one which stands for blackbirds in general.

We also use *the* with some groups of people described in economic terms (*the small businessman, the taxpayer, the customer*), with inventions (*the wheel, the word processor*) and with musical instruments.

#### NOTE

Sports and games are uncountable, so we use the noun on its own: *play tennis, play chess*. Compare *play the piano and play the guitar*. For American usage, • 304(3).

## 4 **The** + adjective

We can use *the* before some adjectives of nationality and before some other adjectives to make generalizations.

**The French** love eating in restaurants. • 288(3)

What is the World Bank doing to help **the poor**? • 204

## 163 **Alan or one?**

- 1 *Alan* and *one* both refer to one thing, but *one* puts more emphasis on the number.  
*The stereo has a tape deck.* (You can record on it.)  
*The stereo has one tape deck.* (You can't use two tapes.)
- 2 We use *one* for one of a larger number. It often contrasts with *other*.  
**One** shop was open, but the others were closed.  
**One** expert says **one** thing, and another says something different.  
We use *one* in the of-pattern.  
**One** of the shops was open.
- 3 We use *one* in adverb phrases with *morning*, *day*, *time* etc.  
**One morning** something very strange happened.  
**One day** my genius will be recognized.
- 4 We use *a/an* in some expressions of quantity, e.g. *afew*, *a little*, *a lot of*, *a number of*, • 177. And we can sometimes use *a* instead of *one* in a number, e.g. *a hundred*, • 191(1) Note b.

## 164 **Alan, some and a noun on its own**

- 1 We use *a/an* only with a singular noun. *Some* + plural or uncountable noun is equivalent to *a/an* + singular noun.

Singular: *There's a rat under the floorboards.*

Plural: *There are some rats under the floorboards.*

Uncountable: *There's some milk in the fridge.*

*some rats* = a number of rats; *some milk* = an amount of milk

But we can sometimes use a plural or uncountable noun on its own.

*There are rats under the floorboards.*

*There's milk in the fridge.*

Leaving out *some* makes little difference to the meaning, but *rats* expresses a type of animal rather than a number of rats.

- 2 To classify or describe something, • 161, or to make a generalisation, • 162, we use *a/an* + singular noun or a plural or uncountable noun on its own.

Singular: *That's a rat, not a mouse.* *A rat will eat anything.*

Plural: *Those are rats, not mice.* *Rats will eat anything.*

Uncountable: *Is this milk or cream?* *Milk is good for you.*

## 165 *Sugar or the sugar?*

- 1 We use an uncountable or plural noun on its own for a generalization and we use *the* when the meaning is more specific.

*Sugar is bad for your teeth. Children don't like long walks.*  
*Pass the sugar, please. Can you look after the children for us ?*  
*Without oil, our industry would come to a halt.*  
*The oil I got on my trousers won't wash out.*

Here *sugar* means all sugar, sugar in general, and *the sugar* means the sugar on the table where we are sitting.

We often use abstract nouns on their own: *life, happiness, love, progress, justice.*

*Life just isn't fair.*

But a phrase or clause after the noun often defines, for example, what life we are talking about, so we use *the*.

*The life of a Victorian factory worker wasn't easy.*

- 2 Compare these two patterns with an abstract noun.

*I'm not an expert on Chinese history.*  
*I'm not an expert on the history of China.*

The meaning is the same. Other examples: *European architecture/the architecture of Europe, American literature/the literature of America.* Also: *town planning/the planning of towns, Mozart's music/the music of Mozart.*

- 3 A phrase with *of* usually takes *the*, but with other phrases and clauses we can use a noun without an article.

*Life in those days wasn't easy.*  
*Silk from Japan was used to make the wedding dress.*

*Life in those days* is still a general idea; *silk from Japan* means a type of material rather than a specific piece of material.

## 166 Overview: *a/an, some and the*

Not specific:

*I need a stamp for this letter.*  
*I need (some) stamps for these letters.*  
*I need (some) paper to write letters.*

Specific but indefinite, not mentioned before:

*There's a stamp in the drawer.*  
*There are (some) stamps in the drawer.*  
*There's (some) paper in the drawer.*

Specific and definite, we know which:

*The stamp (I showed you) is valuable.*  
*The stamps (I showed you) are valuable.*  
*The paper (you're using) is too thin.*

Describing or classifying:

*This is a nice stamp/a Canadian stamp.*  
*These are nice stamps/Canadian stamps.*  
*This is nice paper/wrapping paper.*

Generalizations:

*A stamp often tells a story.*  
*This book is a history of the postage stamp.*  
*This book is a history of postage stamps.*  
*How is paper made ?*

## 67 A singular noun on its own

We cannot normally use a singular noun on its own, but there are some exceptions.

- 1 Before some nouns for institutions. • 168  
*How are you getting on at **college**?*
- 2 In some phrases of time. • 169  
*The concert is on **Thursday**.*
- 3 In some fixed expressions where the noun is repeated or there is a contrast between the two nouns.  
*I lie awake **night after night**.*  
*The whole thing has been a fiasco from **start to finish**.*
- 4 In a phrase with *by* expressing means of transport. • 228(5b)  
*It's quicker **by plane**.*
- 5 As complement or after *as*, when the noun expresses a unique role.  
*Elizabeth was crowned **Queen**.*  
*As **(the) chairman**, I have to keep order.*

### NOTE

We use *a/an* when the role is not unique.

*As a member of this club, I have a right to come in.*

- 6 With a noun in apposition, especially in newspaper style.  
***Housewife** Judy Adams is this week's competition winner.*
- 7 In many idiomatic phrases, especially after a preposition or verb.  
***in fact** for **example** give **way***  
But others can have an article.  
***in a hurry** on **the whole** take **a seat***
- 8 Names of people have no article, • 170, and most place names have no article, • 171.
- 9 We can sometimes leave out an article to avoid repeating it. • 13(3)  
*Put the knife and **fork** on the tray.*
- 10 We can leave out articles in some special styles such as written instructions. • 45  
*Insert **plug** in **hole** in **side panel**.*

## 168 Articles with *school, prison* etc

We use some nouns without *the* when we are talking about the normal purpose of an institution rather than about a specific building.

***School** starts at nine o'clock.*

***The school** is in the centre of the village.*

*The guilty men were sent to **prison**.*

*Vegetables are delivered to **the prison** twice a week.*

Here *school* means 'school activities', but *the school* means 'the school building'.

- 2 There are a number of other nouns which are without *the* in similar contexts.  
*I'm usually in **bed** by eleven.*  
***The bed** felt very uncomfortable.*  
*In **bed** means 'sleeping/resting', but *the bed* means a specific bed.*

- 3 We use an article if there is a word or phrase modifying the noun.  
*The guilty men were sent to **a high-security prison**.*  
*Mark is doing a course at **the new college**.*

## NOTE

When the noun is part of a name, there is usually no article. • 171

*The guilty men were sent to **Parkhurst Prison**.*

- 4 Here are some notes on the most common nouns of this type.

<i>bed</i>	<i>in bed, go to bed (to sleep); get out of bed, sit on the bed, make the bed</i>
<i>church</i>	<i>in/at church, go to church (to a service)</i>
<i>class</i>	<i>do work in class or for homework</i>
<i>court</i>	<i>appear in court; But explain to the court</i>
<i>home</i>	<i>at home; But in the house; go/come home</i>
<i>hospital</i>	<i>in hospital (as a patient) (USA: in the hospital); taken to hospital (as a patient); But at the hospital,</i>
<i>market</i>	<i>take animals to market; But at/in the market; put a house on the market (= offer it for sale)</i>
<i>prison</i>	<i>in prison, go to prison (as a prisoner); released from prison; Also in jail etc</i>
<i>school</i>	<i>in/at school, go to school (as a pupil)</i>
<i>sea</i>	<i>at sea (= sailing), go to sea (as a sailor); But on the sea, near/by the sea, at the seaside</i>
<i>town</i>	<i>in town, go to town, leave town (one's home town or a town visited regularly); But in the town centre</i>
<i>university</i>	<i>(studying) at university, go to university (to study); But at/to the university is also possible and is normal in the USA. Also at college etc</i>
<i>work</i>	<i>go to work, leave work, at work (= working/at the workplace); But go to the office/the factory</i>

## NOTE

We do not leave **out** *the* before other singular nouns for buildings and places, e.g. *the station, the shop, the cinema, the theatre, the library, the pub, the city, the village*.

## 169 Articles in phrases of time

In a phrase of time we often use a singular noun without an article.

*in winter on Monday*

But the noun takes *a/an* or *the* if there is an adjective before the noun or if there is a phrase or clause after it.

***a** very cold winter*

***the** Monday before the holiday*

***the** winter when we had all that snow*

## 1 Years

*The party was formed in **1981**.  
The war lasted from **1812** to **1815**.*

*in **the year** 1981*

## 2 Seasons

*If **winter** comes, can **spring** be  
far behind?  
We always go on holiday in  
(**the**) **summer**.*

***the winter** of 1947*

***a marvellous summer***

## 3 Months

***June** is a good month to go away.  
The event will be in **March**.*

*That was **the June** we got married.*

## 4 Special times of the year

*I hate **Christmas**.  
Americans eat turkey at  
**Thanksgiving**.*

***It was a Christmas** I'll never forget.  
Rosie saw her husband again **the Easter**  
after their divorce.*

## 5 Days of the week

***Wednesday** is my busy day.  
Our visitors are coming on  
**Saturday**.*

*I posted the letter on **the Wednesday**  
of that week.  
This happened on **a Saturday** in **July**.  
**I'll see you at the weekend**.*

## 6 Parts of the day and night

*They reached camp at **sunset**.  
We'll be home before **dark**.  
At **midday** it was very hot.  
at **night**, by **day/night***

*It was **a marvellous sunset**.  
**I can't see in the dark**.*

*in/during **the day/the night/the**  
**morning/the afternoon/the evening***

### NOTE

In phrases of time we normally use these nouns on their own; *daybreak, dawn, sunrise; midday, noon; dusk, twilight, sunset; nightfall, dark; midnight*. But we use *a/an* or *the* for the physical aspect, e.g. *in **the dark***.

## 7 Meals

***Breakfast** is at eight o'clock.  
I had a sandwich for **lunch**.*

***The breakfast** we had at the hotel  
wasn't very nice.  
Bruce and Wendy enjoyed **a delicious**  
**lunch** at Mario's.*

### NOTE

We cannot use *meal* on its own.  
***The meal** was served at half past seven.*

8 Phrases with *last* and *next*

*These flats were built **last year**.*      *The flats had been built **the previous year**.*  
*We're having a party **next Saturday**.*      *They were having a party **the following Saturday**.*

## NOTE

We can use *the* with *next day*.

(**The**) *next day*, *the young man called again*.

But we use *the next week/month/year* mostly to talk about the past.

Seen from the present:      *tomorrow*      *next week*      *next year*

Seen from the past:      (*the*) *next day*      *the next/following week*      *the next/following year*

## 170 Names of people

A person's name does not normally have **the** in front of it.

**I saw Peter** yesterday.

**Mrs Parsons** just phoned.

We can address or refer to a person as e.g. *Peter* or *Mr Johnson*, or we can refer to him as *Peter Johnson*. The use of the first name is informal and friendly.

We use **Mr** /'mɪstə(r)/ for a man, **Mrs** /'mɪsɪz/ for a married woman and **Miss** /mɪs/ for an unmarried woman. Some people use **Ms** /mɪz/ or /mæz/) for a woman, whether married or not. We cannot normally use these titles without a following noun. NOT *Good morning, mister*.

A title is part of a name and has no article.

**Doctor Fry**      **Aunt Mary**      **Lord Olivier**

## NOTE

a Some titles can also be ordinary nouns. Compare *I saw Doctor Fry* and *I saw **the** doctor*.

b A title + of-phrase takes *the*, e.g. **the Prince of Wales**.

c We use *the* to refer to a family, e.g. **the Johnson family/the Johnsons**.

## 2 But sometimes we can use a name with an article.

**There's a Laura** who works in our office. (= a person called Laura)

**A Mrs Wilson** called to see you. (= someone called Mrs Wilson)

**The Laura** I know has dark hair. (= the person called Laura)

**The gallery has some Picassos**. (=some pictures by Picasso)

## NOTE

a Stressed *the* /ði:/ before the name **of** a person can mean 'the famous person'.

*I know a Joan Collins, but she isn't **the** Joan Collins.*

b We can sometimes use other determiners.

*I didn't mean **that** Peter, I meant the other one.*

**our Laura** (= the Laura in our family)



## 171 Place names and *the*

- 1 Most place names are without *the*: *Texas*, *Calcutta*. Some names take *the*, especially compound names, but some do not: ***the Black Sea*** but *Lake Superior*. Two things affect whether a place name has *the* or not. They are the kind of place it is (e.g. a lake or a sea), and the grammatical pattern of the name. We often use *the* in these patterns.

of-phrase: ***the Isle of Wight***, ***the Palace of Congresses***

Adjective: ***the Royal Opera House***, ***the International School***

Plural: ***the West Indies***

But we do not use *the* before a possessive.

Possessive: ***Cleopatra's Needle***

There are exceptions to these patterns, and the use of *the* is a matter of idiom as much as grammatical rule.

### NOTE

- a Look at these uses of *a/an* and *the* before a name which normally has no article.

*There's a Plymouth in the USA.* (= a place called Plymouth)

*The Plymouth of today is very different from the Plymouth I once knew.*

*Amsterdam is the Venice of the North.* (= the place like Venice)

- b Even when a name has *the* (on ***the Isle of Wight***) the article can still be left out in some contexts such as on signs and labels. On a map the island is marked *Isle of Wight*.

- 2 Here are some details about different kinds of place names.

- a Continents, islands, countries, states and counties

Most are without *the*.

*a trip to Europe*    *on Bermuda*    *a holiday in France*    *through Texas*  
*in Hampshire*    *New South Wales*

Exceptions are names ending with words like *republic* or *kingdom*.

***the Dominican Republic***    ***the UK***

Plural names also have *the*.

***the Netherlands***    ***the Bahamas***    ***the USA***

### NOTE

Other exceptions are ***the Gambia*** and ***the Ukraine***.

- b Regions

When the name of a country or continent (*America*) is modified by another word (*Central*), we do not use *the*.

*Central America*    *to North Wales*    *South-East Asia*    *in New England*

Most other regions have *the*.

***the South***    ***the Mid-West***    ***the Baltic***    ***the Midlands***    ***the Riviera***

- c Mountains and hills

Most are without *the*.

*climbing (Mount) Kilimanjaro*    *up (Mount) Everest*

But hill ranges and mountain ranges have *the*.

*in the Cotswolds*    *across the Alps*

### NOTE

Two exceptions are ***the Matterhorn*** and ***the Eiger***.

d Lakes, rivers, canals and seas

Lakes are without *the*.

*beside Lake Ontario*

Rivers, canals and seas have *the*.

on **the** (River) Aire    **the** Missouri (river)    building **the** Panama Canal  
**the** Black Sea    in **the** Pacific (Ocean)

e Cities, towns, suburbs and villages

Most are without *the*.

in Sydney    Kingswood, a suburb of Bristol    at Nether Stowey

NOTE Exceptions are *The Hague* and *The Bronx*.

f Roads, streets and parks

Most are without *the*.

off Station Road    in Baker Street    on Madison Avenue  
along Broadway    in Regent's Park    around Kew Gardens

But some road names with adjectives have *the*.

**the** High Street    **the** Great West Road

NOTE

a We use *the* in this pattern.

**the** Birmingham road (= the road to Birmingham)

We also use *the* with some main roads in cities.

**the** Edgware Road

b We use *the* with by-passes and motorways.

**the** York by-pass    **the** M6 (motorway)

c Other exceptions are **the** Mall and **the** Strand.

g Bridges

Most bridges are without *the*.

over Brooklyn Bridge    Westminster Bridge

But there are many exceptions.

**the** Humber Bridge (=the bridge over the River Humber)

h Transport facilities; religious, educational and official buildings; palaces and houses

Most are without *the*.

to Paddington (Station)    at Gatwick (Airport)    St Paul's (Cathedral)  
at King Edward's (School)    from Aston (University)    Norwich Museum  
Leeds Town Hall    behind Buckingham Palace    to Hanover House

Exceptions are names with of-phrases or with an adjective or noun modifier.

**the** Chapel of Our Lady    **the** American School    **the** Open University  
**the** Science Museum

Theatres, cinemas, hotels, galleries and centres

Most have *the*.

at **the** Apollo (Theatre)      **the** Odeon (Cinema)      to **the** Empire (Hotel)  
in **the** Tate (Gallery)      near **the** Arndale Centre      **the** Chrysler Building

Possessive forms are an exception.

*Her Majesty's Theatre*      at *Bertram's Hotel*

NOTE

In the US names with *center* are without *the*.

*near Rockefeller Center*

Shops and restaurants

Most are without *the*.

*next to W.H. Smiths*      *shopping at Harrods*      *just outside Boots*  
*eating at Matilda's (Restaurant)*

Exceptions are those without the name of a person.

**the** Kitchen Shop      at **the** Bombay Restaurant

NOTE

Most pub names have *the*.

at **the** Red Lion (Inn)

## 172 *Ten pounds an hour etc*

- 1 We can use *a/an* in expressions of price, speed etc.

*Potatoes are twenty pence a pound.*

*The speed limit on motorways is seventy miles an hour.*

*Roger shaves twice a day.*

NOTE *Per* is more formal, e.g. *seventy miles per hour*.

- 2 In phrases with *to* we normally use *the*, although *a/an* is also possible.

*The car does sixty miles to the gallon/to a gallon.*

*The scale of the map is three miles to the inch/to an inch.*

- 3 We can use *by the* to say how something is measured.

*Boats can be hired by the day.*

*Carpets are sold by the square metre.*

# 20

## Possessives and demonstratives

### 173 Summary

#### Possessives • 174

There are possessive determiners (*my, your* etc) and possessive pronouns (*mine, yours* etc).

*It's my book. The book is mine.*

These words express a relation, often the fact that something belongs to someone.

#### Demonstratives • 175

*This, that, these* and *those* are demonstrative determiners and pronouns.

*This programme is interesting. This is interesting.*

We use demonstratives to refer to something in the situation, to 'point' to something. *This* and *these* mean something near the speaker. *That* and *those* mean something further away.

### 174 Possessives

#### ARRANGING A MEETING

Emma: *What about Friday?*

Luke: *I'll just look in my diary.*

Emma: *Have you got your diary, Sandy?*

Sandy: *I think so.*

Gavin: *I haven't got mine with me.*

Luke: *I can't come on Friday. We're giving a party for one of our neighbours. It's her birthday.*

#### 1 Basic use

We use Possessives to express a relation, often the fact that someone has something or that something belongs to someone. *My diary* is the diary that belongs to me. Compare the possessive form of a noun. • 146

*Luke's diary our neighbour's birthday*

#### 2 Determiners and pronouns

- a Possessive determiners (sometimes called 'possessive adjectives') come before a noun.

*my diary our neighbour her birthday*

NOT *the diary of me* and NOT *the my diary*

#### NOTE

A possessive determiner can come after *all, both* or *half*, or after a quantifier + *of*. • 178(lb, lc)  
*all my money some of your friends a lot of his time one of our neighbours*

- b We leave out the noun if it is clear from the context what we mean. When we do this, we use a pronoun. We say *mine* instead of *my diary*.

*I'll just look in my diary. ~ I haven't got **mine** with me.*

NOT *I haven't got my.* and NOT *I haven't got the mine.*

*That isn't Harriet's coat. **Hers** is blue.*

*Whose is this pen? ~ **Yours**, isn't it?*

- A possessive pronoun is often a complement.

*Is this diary **yours**? NOT IS this diary to you?*

NOTE

- a We can use the possessive form of a noun on its own.

*That isn't my diary - it's **Luke's**.*

But we do not use an apostrophe with a possessive pronoun. NOT *your's*

- b We can use *yours* at the end of a letter, e.g. *Yours sincerely/faithfully*.

### 3 Form

	Determiners		Pronouns	
	Singular	Plural	Singular	Plural
First person	<b>my pen</b>	<b>our house</b>	<b>mine</b>	<b>ours</b>
Second person	<b>your number</b>	<b>your coats</b>	<b>yours</b>	<b>yours</b>
Third person	<b>his father</b> <b>her decision</b> <b>its colour</b>	<b>their attitude</b>	<b>his</b> <b>hers</b>	<b>theirs</b>

NOTE

- a *His* is male; *her* is female; and *their* is plural.

*Luke's father **his** father; Emma's father **her** father;*

*Luke and Emma's father **their** father*

For the use of *he/his*, *she/her* and *it/its* for males, females and things, • 184 (3b).

- b *His* can be either a determiner or a pronoun.

*Has Rory got **his** ticket?*

*I've got my ticket. Has Rory got **his**?*

- c *Its* is a determiner but not a pronoun.

*The lion sometimes eats **its** young. Does the tiger (eat its young), I wonder?*

NOT *Does the tiger eats its?*

- d *Its* is possessive, but *it's* is a short form of *it is* or *it has*.

### 4 Possessives with parts of the body

We normally use a possessive with people's heads, arms, legs etc, and their clothes, even if it is clear whose we mean.

*What's the matter? ~ I've hurt **my** back, NOT I've hurt the back.*

*Both climbers broke **their** legs.*

*Brian just stood there with **his** hands in **his** pockets.*

NOTE

We can use *the* in this pattern where we have just mentioned the person.

*The stone hit the policeman **on the**/his shoulder.*

*Someone pushed me **in the** back.*

*Nigel took Jemima **by the** arm.*

Compare this sentence.

*Nigel looked at Jemima and put his hand on **her** arm.*

## 5 A friend of mine

- a *My friend* refers to a definite person, *the person I am friends with*. To talk about a person I am friends with, we say *one of my friends* or *a friend of mine*.

	Definite	Indefinite
Singular	<i>my friend</i>	<i>one of my friends/a friend of mine</i>
Plural	<i>my friends</i>	<i>some of my friends/some friends of mine</i>

Here are some examples of the indefinite pattern.

*The twins are visiting **an uncle of theirs**.*

NOT *a their uncle* and NOT *an uncle of them*

*Don't listen to what Graham is saying. It's just **a silly idea of his**.*

*Didn't you borrow **some cassettes of mine**?*

- b We can also use the possessive form of names and other nouns.

*I'm reading **a novel of Steinbeck's**.*

NOT *a novel of Steinbeck* and NOT *a Steinbeck's novel*

*We met **a cousin of Nicola's**.*

*It's just **a silly idea of my brother's**.*

## 6 Own

- a A possessive determiner + *own* means an exclusive relation.

*I'd love to have **my own flat**.*

*Students are expected to contribute **their own ideas**.*

*My own* means 'belonging to *me* and not to anyone else.'

We can use a phrase like *my own* without a noun.

*The ideas should be **your own**.* (= your own ideas)

NOTE

*Own* can mean that the *action* is exclusive to the subject.

*You'll have to make **your own bed**. No one else is going to make it for you.*

- b There is also a pattern with *of*.

*I'd love a flat **of my own**.* NOT *an own flat*

NOTE

Compare the two patterns.

*a dog **of four own*** (= a dog belonging only to us)

*a dog **of ours*** (= one of our dogs) • (5)

- c *On your own* and *by yourself* mean 'alone'.

*I don't want to walk home **on my own/by myself**.*

## 7 Idioms

There are also some idiomatic expressions with Possessives.

*I'll do **my best**.* (= I'll do as well as I can.)

*We **took our leave**.* (= We said goodbye.)

*It was **your fault** we got lost.* (= You are to blame.)

*I've **changed my mind**.* (= I've changed the decision I made.)

# 175 Demonstratives

## CHOOSING A GIFT

Debbie: *I just want to look at **these** jugs. I'm going to buy my mother one for her birthday.*

Felicity: ***Those** glass ones are nice.*

Debbie: *Yes, **this** one looks the sort of thing she'd like. It's a bit expensive, though.*

Felicity: *What about **this**?*

Debbie: *I don't like **that** so much.*



## 1 Basic use

We use demonstratives to 'point' to something in the situation. *This* and *these* refer to something near the speaker. *That* and *those* refer to something further away. *This* and *that* are singular. *These* and *those* are plural.

## 2 Forms

	Determiners	Pronouns
Singular	<i><b>this</b> carpet</i> <i><b>that</b> colour</i>	<i><b>this</b></i> <i><b>that</b></i>
Plural	<i><b>these</b> flowers</i> <i><b>those</b> hills</i>	<i><b>these</b></i> <i><b>those</b></i>

NOTE An uncountable noun takes *this/that*, e.g. ***this** money, **that** music.*

## 3 Determiners and pronouns

*This, that, these* and *those* can be determiners or pronouns. As determiners (sometimes called 'demonstrative adjectives'), they come before a noun. We can leave out the noun if the meaning is clear without it.

Determiner: *What about **this** jug?*

Pronoun: *What about **this**?*

## NOTE

a A demonstrative can come after *all*, *both* or *half* or after a quantifier + *of* • 178(lb, lc)

**Both those** (cameras) are broken. I've read **most of this** (book).

b After a demonstrative, we can use *one* or *ones* instead of a singular or plural noun.

What about **this (one)**? What about **these (ones)**?

If there is an adjective, we cannot normally leave out *one(s)*, e.g. *those big ones*. • 188

## 4 Details about use

- a The basic meaning of *this/these* is 'the thing(s) near the speaker', and of *that/those* 'the thing(s) further away', both in space and time.

Near: **this book (here)** **this time (now)**

Far: **that book (there)** **that time (then)**

- b When we are in a place or situation or at an event, we use *this*, not *that*, to refer to it.

**This town** has absolutely no night life.

How long is **this weather** going to last?

**This** is a great party.

*This town* is the town where we are.

## NOTE

When we mention something a second time, we use *it* or *they*, not a demonstrative.

**This** is a great party, isn't it? I hope you're enjoying it.

**These** shoes are wet. I left **them** out in the rain.

For these words in indirect speech, • 267(2) Note.

- c We can use a demonstrative before words for people.

**that waiter** (over there) **these people** (in here)

We can also use *this* and *that* on their own when we identify someone.

Mother, **this** is my friend Duncan. ~ Hello, Duncan.

**That** was Carol at the door. ~ Oh? What did she want?

On the phone we use *this* when we identify ourselves and *that* when we ask who the other person is.

**This** is Steve. Is **that** you, Shirley?

NOTE For American usage, • 304(5).

- d *This/these* can mean 'now, near in time' and *that/those* 'then, further away in time'.

My mother is staying with us **this** week.

Yes, I remember the festival. My mother was staying with us **that** week.

The only thing people do **these** days is watch TV.

It was different when I was young. We didn't have TV in **those** days.

## NOTE

a In informal English we can use *that/those* with something known but not present in the situation.

**Those** people next door are away on holiday.

**That** dress Tanya was wearing yesterday looked really smart.

b In informal English *this* (instead of *a/an*) can introduce the topic of a story or joke.

**This** girl came up to me in a pub and...

Here *this girl* means 'the girl I'm telling you about now.'



- e We can use *this* or *that* to refer to something mentioned before.

*I simply haven't got the money. **This** is/**That's** the problem.*

Here *this/that* means 'the fact that I haven't got the money.' *That* is more usual. Here are two examples from real conversations.

*The rooms are so big. **That's** why it's cold.*

*Well, if you haven't got television, you can't watch it. ~ **That's** true.*

But when we refer forward to what we are going to say, we use *this*.

*What I'd like to say is **this**. The government has...*

- f We can use *that/those* to replace a noun phrase with *the* and so avoid repeating the noun.

*The temperature of a snake is the same as **that** of the surrounding air.*

*(that= the temperature)*

***Those** (people) who ordered lunch should go to the dining-room.*

This can happen only when there is a phrase or clause after *that/those*, e.g. *of the surrounding air*. *That* is rather formal in this pattern.

# 21

## Quantifiers

### 6 Summary

A quantifier is a word like *many, a lot of, both, all, enough*.

#### Large and small quantities • 177

Some quantifiers express a large or small quantity.

Large: *The burglars did **a lot of** damage.*

Small: *The burglars took **a few** things.*

#### Whole and part quantities: *all, most, both* etc • 178

Some quantifiers express the whole or a part of a quantity.

Whole: ***All** crime should be reported.*

Part: ***Most** crime remains unsolved.*

#### *Some, any and no* • 179

*Some* has two different meanings.

*The burglars took **some money**.* (= an amount of money)

***Some (of the)** money was recovered.* (= a part of the money)

We use *any* mainly in negatives and questions.

*They didn't leave **any** fingerprints.*

*Have they done **any** damage?*

But *any* can also mean 'it doesn't matter which'.

*I'm free all week. Come **any** day you like.*

#### Other quantifiers • 180

Others are *enough, plenty of, another* and *some more*.

#### Quantifiers without a noun • 181

We can use a quantifier without a noun.

*Some burglars get caught, but **most** get away.*

(*most* = most burglars)

#### OVERVIEW: quantifiers • 182

##### NOTE

For numbers, • 191.

For quantifiers expressing a comparison, e.g. *more, most, fewer, less*, • 220.

## 177 Large and small quantities

### 1 *A lot of/lots of, many and much*

- a These express a large quantity. We use *a lot of* and *lots of* with plural and uncountable nouns. But *many* goes only before plural nouns and *much* before uncountable nouns.

Plural: *A **lot of people/Lots of people** work in London.*  
*There aren't **many trains** on a Sunday.*

Uncountable: *You'll have **a lot of fun/lots of fun** at our Holiday Centre.*  
*There isn't **much traffic** on a Sunday.*

- b As a general rule, we use *a lot of/lots of* in positive statements and *many* or *much* in negatives and questions. But, • (1c).

Positive: *There are **a lot of** tourists here.*

Negative: *There **aren't many** tourists here.*

Question: *Are there **many** tourists here?*  
***How many** tourists come here?*

We also use *many* or *much* (but not *a lot of*) after *very*, *so*, *too*, *as* and *how*.

***Very many** crimes go unreported.*

*There were **so many** people we couldn't get in.*

*There's **too much** concrete here and not enough grass.*

***How much** support is there for the idea?*

#### NOTE

- a *Lots of* is more informal than *a lot of*.
- b We can use *quite* and *rather* before *a lot of* but not before *many* or *much*.  
*There are **quite a lot of** tourists here.*
- c *A great many* is rather formal.  
***A great many** crimes go unreported.*
- c *A lot of* is rather more informal than *much/many*. In informal English we can use *a lot of* in negatives and questions as well as in positive statements.  
*There aren't **a lot of** tourists/many tourists here.*  
*Is there **a lot of** support/much support for the idea?*
- And in more formal English we can use *many* and *much* in positive statements as well as in negatives and questions.  
***Many** tourists come here year after year.*

### 2 *(A)few, (a) little and a bit of*

- a *A few* and *a little* mean a small quantity. We use them mainly in positive statements. *A few* goes only before plural nouns and *a little* before uncountable nouns.

Plural: *Yes, there are **afew night clubs** in the city.*

Uncountable: *I've still got **a little money/a bit of money**, fortunately.*

*A bit of* means the same as *a little*, but *a bit of* is more informal.

#### NOTE

- a We can use *quite* before *afew* and *a bit of*.

*There are **quite afew** night clubs in the city.*

This means a fairly large quantity, similar to *quite a lot of* night clubs.

- b *Only* gives the phrase a negative meaning.

*There are **only a few** night clubs in the city.*

This means a smaller quantity than we might expect.

- c *Little* can also be an adjective, e.g. *I know a **little/a** small night club.*

- b We can also *use few* and *little* without *a*. The meaning is negative. Compare these sentences.

*Is this a holiday place? ~ Yes, there are **a few** tourists here.*

(*a few tourists* = some tourists, a small number)

*Is this a holiday place? ~ No, there are **few** tourists/not **many** tourists here.*

*It was three in the morning, but there was **a little** traffic.*

(*a little traffic* - some traffic, a small amount)

*It was three in the morning, so there was **little** traffic/**not much** traffic.*

In informal speech *not many/not much* is more usual than *few/little*.

NOTE

- a We can use *very* before *few/little*.

*There are **very few** tourists/hardly any tourists here.*

- b We can use *a* subject with *not many/not much*.

***Not many** tourists come here.*

### 3 Special patterns with *many* and *few*

- a *Many* and *few* can come after *the*, *these/those* or a possessive.

***The few** hotels in the area are always full.*

*Can you eat up **these few** peas?*

*Tim introduced us to one of **his many** girl-friends.*

- b Look at this pattern with *many a*.

***Many a** ship has come to grief off the coast here.*

*I've driven along this road **many a** time.*

This is rather literary. In informal speech *many times* or *lots of times* would be more usual.

- c *Many* or *few* can be a complement.

*The disadvantages of the scheme are **many**.*

This is rather literary. *Many* before the noun is more normal.

*The scheme has **many** disadvantages/a **lot of** disadvantages.*

### 4 Other expressions for large/small quantities

- a Large quantities

***A large number of** people couldn't get tickets.*

*A dishwasher uses a **great deal of** electricity.*

*It uses **a large/huge/tremendous amount of** electricity.*

***Numerous** difficulties were put in my way.*

*We've got **masses of** time/heaps **of** time/loads **of** time. (informal)*

- b Small quantities

***Several** people/A **handful of** people got left behind.*

*A computer uses only **a small/tiny amount of** electricity.*

# 178 Whole and part quantities: *all, most, both* etc

## PACKAGE STEREO SYSTEMS

Package systems are generally advertised on the strength of their features; a separates system may not have **many** of these. You may find **some** of them useful, but others are gimmicks...

**Most** package systems have two cassette decks. **Both** decks play tapes, but only one can record. **All** the systems we tested can copy a tape from one deck to the other in about **half** the normal playing time.

(from the magazine *Which?*.)

## 1 Patterns

### a Quantifier + noun

*every system both decks most music*

#### NOTE

These are the possible combinations.

	Singular	Plural	Uncountable
<i>all:</i>		<i>all systems</i>	<i>all music</i>
<i>most:</i>		<i>most systems</i>	<i>most music</i>
<i>both:</i>		<i>both systems</i>	
<i>either:</i>	<i>either system</i>		
<i>neither:</i>	<i>neither system</i>		
<i>every:</i>	<i>every system</i>		
<i>each:</i>	<i>each system</i>		
<i>some:</i>	<i>(some system)</i>	<i>some systems</i>	<i>some music</i>
<i>any:</i>	<i>any system</i>	<i>any systems</i>	<i>any music</i>
<i>no:</i>	<i>no system</i>	<i>no systems</i>	<i>no music</i>

For *some, any* and *no*, • 179.

For *some* + singular noun, • 179(5).

### b Quantifier + determiner + noun

*all the systems both these decks half my tapes*

We can use *all, both* and *half*

### c Quantifier + *of*+ determiner + noun

*all of the systems both of these decks most of my tapes*

We can use many quantifiers: *all, both, most, half, none, both, either, neither, each, any, some, many, much, more* and *one, two, three* etc. But exceptions are *every* and *no*.

### d Quantifier + *of*+ pronoun

*all of them both of these*

We can use the same words as in Pattern c.

### e Quantifier + *one*

*each one either one*

We can use *either, neither, every, each* and *any*. The *of*-pattern can come after *one*.  
*each one of the systems either one of them*

- f Quantifier without a noun • 181  
*Most have two decks.*  
We can use all quantifiers except *every* and *no*.
- g Object pronoun + quantifier  
*I've heard it all before. We tested them both.*  
We can use *all* and *both* in this pattern.
- h Quantifier in mid position  
*We all agreed. They were both tested.*  
We can use *all*, *both* and *each* in mid position, like an adverb.

## 2 All, most, half and none

- a We can use *all/most* + noun to make a generalization.  
*All rabbits love greenfood.*  
*Most package systems have two cassette decks.*  
*Most pollution could be avoided.*  
These are about rabbits, package systems and pollution in general.

Compare these sentences.

*Most people want a quiet life.*      *Most of the people here are strangers to me.*  
(*people* = people in general)      (*the people* = a specific group of people)

NOTE

- a For *Rabbits love greenfood*, • 162.  
b As well as *most*, we can also use *majority of* and *more than half*  
*The majority of package systems have two cassette decks.*  
*More than half the pollution in the world could, be avoided.*  
The opposite is *minority of* or *less than half*.  
*A minority of systems have only one deck.*

- b When we are talking about something more specific, we use *all/most/half/none* + *of* + determiner + noun.  
*All (of) our rabbits died from some disease.*  
*Most of the pubs around here serve food.* NOT *the most of the pubs*  
*Copying takes half (of) the normal playing time.*  
*None of these jackets fit me any more.*

We can leave out *of* after *all* and *half*. But when there is a pronoun, we always use *of*.

*We had some rabbits, but all of them died.*  
*I read the book, but I couldn't understand half of it.*

NOTE

- a We can use *half/a/an* to express quantity.  
*We waited half an hour. I could only eat half a slice of toast.*  
b We can use a number after *all*, e.g. *all fifty systems*.

- c We can use *all* after an object pronoun.  
*The rabbits died. We lost them all/all of them.*  
It can also come in mid position or after the subject.  
*The systems can all copy a tape from one deck to the other.*  
*The rabbits all died.*  
*Who went to the disco? ~ We all did.*

We cannot use *most* in this position, but we can use the adverb *mostly*.  
*Package systems mostly/usually have two cassette decks.*

d *None* has a negative meaning. We use it with the of-pattern.

*None of the rabbits survived. They all died.*

NOT *All of the rabbits didn't survive.*

But *not all* means 'less than all'.

*Not all the rabbits died. Some of them survived.*

NOTE For *no* and *none*, • 181(2).

### 3 Whole

We can use *whole* as an adjective before a singular noun.

*Did you copy the whole tape/all the tape?* NOT *the all tape*

*This whole idea is crazy.* NOT *this all idea*

*You didn't eat a whole chicken!*

NOTE

a Compare these sentences.

*We spent all day/the whole day (from morning till evening) on the beach.*

*We spent every day (of the week) on the beach.*

b We can also use *whole* as a noun.

*Did you copy the whole of the tape?*

### 4 Both, either and neither

a We use these words for two things.

*The police set up barriers at both ends of the street.*

*If you're ambidextrous, you can write with either hand.*

*both* = the one and the other

*either* = the one or the other

*neither* = not the one or the other

b Compare *both/neither* and *all/none*.

	Positive	Negative
Two	<b>Both</b> prisoners escaped.	<b>Neither</b> of the prisoners escaped.
Three or more	<b>All</b> the prisoners escaped.	<b>None</b> of the prisoners escaped.

c Patterns with *both* are the same as patterns with *all*. • (2)

*Both decks/Both the decks/Both of the decks play tapes.*

*They both play tapes.*

*Two prisoners got away, but police caught them both/both of them.*

But NOT *the both decks*

d We use *either* and *neither* before a noun or in the of-pattern.

*You can use either deck/either of the decks.*

*Neither of our cars is/are very economical to run.*

*Neither car is very economical to run.*

- e In positions other than the subject, *neither* is more emphatic and rather more formal than *not either*.  
*I don't like **either** of those pictures.*  
*I like **neither** of those pictures.*
- f *Either* or *both* cannot come before a negative.  
***Neither** of those pictures are any good.*  
NOT *Either/Both of those pictures aren't any good.*

## 5 *Every* and *each*

- a We use these words before a singular noun to talk about all the members of a group. A subject with *every* or *each* takes a singular verb.  
*There were flags flying from **every/each** building.*  
*Mike grew more nervous with **every/each** minute that passed.*  
***Every/Each** ticket has a number.*

In many contexts either word is possible, but there is a difference in meaning. *Every building* means 'all the buildings' and implies a large number. *Each building* means all the buildings seen as separate and individual, as if we are passing them one by one.

- b Here are some more examples.  
***Every** shop was open. (= all the shops)*  
*We went into **each** shop in turn.*  
***Every** child is conditioned by its environment. (= all children)*  
***Each** child was given a medal with his or her name engraved on it.*

*Every* usually suggests a larger number than *each*. *Each* can refer to two or more things but *every* to three or more.

*The owner's name was painted on **each** side/on **both** sides of the van.*  
*Missiles were being thrown from **every** direction/from **all** directions.*

### NOTE

- a We can use *almost* or *nearly* with *every* but not with *each*.

*There were flags flying from **almost every** building.*

- b *Every single* means 'every one without exception'.

***Every single** child was given a medal.*

- c We can use *their* meaning 'his or her'. • 184(5)

*Each child had **their** own medal.*

- c We often use *every* with things happening at regular intervals. *Each* is less usual.  
*Sandra does aerobics **every Thursday/each** Thursday.*  
*The meetings are **every** four weeks.*  
*We visit my mother **every other** weekend. (= every second weekend)*
- d We can use *each* (but not *every*) in these patterns.  
***Each** of the students has a personal tutor.*  
***Each** has a personal tutor.*  
*Before the visitors left, we gave **them each** a souvenir.*  
*They **each** received a souvenir.*

*Each* as an adverb can come after a noun.

*The tickets are £5 **each**.*



- e We cannot use a negative verb after *every/each*.  
*None of the doors were locked.* NOT *Every/Each door wasn't locked.*  
 But *not every* means 'less than all'.  
*Not every door was locked. Some of them were open.*

## 6 Part

*Part* can be an ordinary noun with a determiner.

*This next part of the film is exciting.*

But we can also use *part of* as a quantifier without an article.

(A) *part of the film was shot in Iceland.*

(A) *part of our ceiling fell down.*

We normally use *part of* only before a singular noun.

*some of the students* NOT *part of the students*

NOTE

For a majority we use *most*.

*I was out most of the day.* NOT *the most part of the day*

## 7 A lot of, many, much, a few and a little

These words express large or small quantities, • 177. But when *many*, *much*, *a few* and *a little* express part of a quantity, we use *of*.

*Many of these features are just gimmicks.*

*Much of my time is spent answering enquiries.*

*A few of the photos didn't come out properly.*

NOTE

a We sometimes use *a lot of*, *much of* and *a little of* with a singular noun.

*I didn't see much of the game.*

b Compare *a lot of* for a large quantity and a large part.

*She always wears a new dress. She must have a lot of clothes.* (= a large number)

*A lot of these clothes here can be thrown out.* (= a large part)

# 179 Some, any and no

## 1 Some/any expressing a quantity

- a *Some* + plural or uncountable noun is equivalent to *a/an* + singular noun. •164  
*You'll need a hammer, some nails and some wood.*  
 Here *some* is usually pronounced /səm/ or /sm/. For /sʌm/, • (3).

- b *Some* expresses a positive quantity. *Some nails* = a number of nails. But *any* does not have this positive meaning. We use *any* mainly in negatives and questions.

Positive: *I've got some wood.*

Negative: *I haven't got any wood.*

Question: *Have you got any/some wood?*

*Any* means that the quantity may be zero.

NOTE

a In a negative sentence we can sometimes use *any*+ singular noun.

*Pass me the hammer. ~ I can't see any hammer/a hammer.*

b For a special use of *any*, • (4).

- c In negative sentences we almost always use *any* and not *some*. This includes sentences with negative words like *never* and *hardly*.  
*I can't find **any** nails. I **never** have **any** spare time.*  
*We've won **hardly any** games this season.*  
*I'd like to get this settled **without any** hassle.*

- d *Any* is more usual in questions, and it leaves the answer open.  
*Have you got **any** nails? ~ Yes./No./I don't know.*  
*Did you catch **any** fish? ~ Yes, a few./No, not many.*

But we use *some* to give the question a more positive tone, especially when making an offer or request. It suggests that we expect the answer *yes*.

- Did you catch **some** fish? (I expect you caught some fish.)*  
*Would you like **some** cornflakes? (Have some cornflakes.)*  
*Could you lend me **some** money? (Please lend me some money.)*

- e In an if-clause we can choose between *some* and *any*. *Some* is more positive.  
*If you need **some/any** help, do let me know.*

We can use *any* in a main clause to express a condition.

- Any problems** will be dealt with by our agent.*  
(= If there are any problems, they will be dealt with by our agent.)

- f We choose between compounds with *some* or *any* in the same way.  
*There was **someone** in the phone box.*  
*There isn't **anywhere** to leave your coat.*  
*Have you got **anything/something** suitable to wear?*  
*Could you do **something** for me?*

## 2 *No*

- a *No* is a negative word. We can use it with both countable and uncountable nouns.  
*There is **no alternative**.*  
*There are **no rivers** in Saudi Arabia.*  
*The driver had **no time** to stop.*  
*There is **no alternative** is more emphatic than *There isn't **any alternative**.**
- b We can use *no* with the subject but we cannot use *any*.  
***No** warning was given./A warning was **not** given.*  
***NOT**Any warning was not given.*
- c We cannot use the quantifier *no* without a noun. For *none*, • 181 (3).

## 3 *Some* expressing part of a quantity

We can use *some* to mean 'some but not all'.

- Some fish** can change their sex.*  
***Some trains** have a restaurant car.*  
***Some of the fish** in the tank were a beautiful blue colour.*  
***Some of the canals** in Venice have traffic lights.*

Compare the two meanings of *some*.

*Some people enjoy quiz shows.* /sʌm/ = some but not all

*There were **some people** in the garden.* /sm/ = some but not very many

NOTE

Compare the use of *all* and *some*.

General: *All fish can swim.*

*Some fish can change their sex.*

Specific: *All of these fish are mine.*

*Some of these fish are blue.*

## 4 A special use of *any*

- a We sometimes use *any* to mean 'it doesn't matter which'.

*You can choose **any colour** you like.*

*Play **any music**. I don't mind what you play.*

*The delegation will be here at **any minute**.*

*Everyone knows the town hall. **Any passer-by** will be able to direct you.*

*Any* refers to one part of the whole. All passers-by know where the town hall is, so you only need to ask one of them. But it doesn't matter *which* one - you can ask *any* of them. They are all equally good.

- b Compare *either* and *any*.

Two: *There are two colours. You can have **either** of them.*  
(= one of the two)

Three or more: *There are several colours. You can have **any** of them.*  
(= one of the several)

- c We can use compounds of *any* in the same way.

*The door isn't locked. **Anyone** can just walk in.*

*What do you want for lunch?~ Oh, **anything**. I don't mind.*

## 5 Special uses of *some*

- a *Some* + singular noun can mean an indefinite person or thing.

***Some idiot** dropped a milk bottle.*

*The flight was delayed for **some reason** (or other).*

*Some idiot means 'an unknown idiot'. It is not important *who* the idiot is.*

- b *Some day/time* means an indefinite time in the future.

*I'll be famous **some day/one day**.*

*You must come and see me **some time**.*

- c *Some* can express strong feeling about something.

*That was **some** parade (, wasn't it?).*

Here *some* is pronounced /sʌm/. It means that the parade was special, perhaps a large and impressive one.

NOTE

We can use *any* with the opposite meaning.

*This isn't just **any** parade. It's a rather **special** one.*

- d *Some* before a number means 'about'.

***Some twenty people** attended the meeting.*

## 180 Other quantifiers

### 1 *Enough* and *plenty of*

- a We can use *enough* before a plural or an uncountable noun.

*There aren't **enough people** to play that game.*

*Have we **enough time** for a quick coffee?*

We can also use the of-pattern.

*I've written **enough of this essay** for today.*

NOTE For *enough* as an adverb, • 212(1b).

- b *Plenty of* means 'more than enough'.

*There'll be **plenty of people** to lend a hand.*

*Yes, we've got **plenty of time**.*

NOTE

We use *plenty of to* talk about something which is a good thing. For 'more than enough' in a bad sense we use *too many/too much*.

*The store was very crowded. There were **too many people** to look round properly.*

### 2 *Another* and *some more*

- a These express an extra quantity. We use *another* with a singular noun and *some more* with a plural or an uncountable noun.

Singular: *Have **another sausage**. ~ No, thanks. I've had enough.*

Plural: *Have **some more beans**. ~ Thank you.*

Uncountable: *Have **some more cheese**. ~ Yes, I will. Thank you.*

- b *Another* can mean either 'an extra one' or 'a different one'.

*We really need **another car**. One isn't enough for us. (= an extra one)*

*I'm going to sell this car and get **another one**. (= a different one)*

NOTE We always write *another* as one word.

- c In some contexts we use *any* rather than *some*. • 179(1)

*There aren't **any more sausages**, I'm afraid.*

Before *more* we can also use *a lot, lots, many, much, a few, a little* and *a bit*.

*I shall need **a few more lessons** before I can ski properly.*

*Since the revolution there has been **a lot more food** in the shops.*

*Can't you put **a little more effort** into it?*

NOTE

We can sometimes use *more* on its own instead of *some more*.

*Who'd like **more sausages**?*

### 3 *Other*

- a *Other* is an adjective meaning 'different'.

*You're supposed to go out through the **other door**.*

*Do **other people** find these packets difficult to open, too?*

We can use *other/others* without a noun to refer to things or people.

*You take one bag and I'll take the **other** (one).*

*They ate half the sandwiches. The **others**/The rest were thrown away.*

*Some pubs serve food, but **others** don't.*

*I came on ahead. The **others** will be here soon. (= the other people)*

NOTE

*The other day/week means 'recently, not long ago'.*

*I saw Miranda **the other day**.*

- b We use *another* before a number + noun, even when the number is more than one.

*We were enjoying ourselves so much we decided to stay on for **another three days**/for three more days.*

Here we are talking about an extra period, an extra number of days.

We can use *other* (= different) after a number.

*There are **two other rooms**/two more rooms/another two rooms upstairs.*

## 181 Quantifiers without a noun

- 1 We can use a quantifier without a noun, like a pronoun.

DEPARTMENT STORES IN LONDON

*There are several large stores in London where you can buy practically anything; others are more specialized but still offer a wide choice of goods. **Most** have coffee shops and restaurants serving good, reasonably priced lunches and teas; **many** also have hairdressing salons.*

(from R. Nicholson *The London Guide*)

It is clear from the context that *most* means 'most department stores' and *many* means 'many department stores'. Here are some more quantifiers that we might use in this context.

***Some** sell food. **A few** are outside the West End.*

***Two** have car parks. **None** stay open all night.*

We can also use the *of*-pattern.

***Many of them** also have hairdressing salons.*

NOTE

- a After some quantifiers we can use *one* instead of a noun. • 189

*I tried three doors, and **each** (one) was locked.*

- b *All* as a pronoun is possible but a little unusual.

***All** open on Saturday.*

We normally use a different pattern.

***All of them** open on Saturday. **They all** open on Saturday.*

But we sometimes use *all*+ clause meaning 'everything' or 'the only thing'.

*I've told you **all I know**. **All you need** is love.*

*All* can also mean 'everyone', although this use is old-fashioned and often formal.

***All** (those) in favour raise your hands. **All** were prepared to risk their lives.*

- c We can use *another* without a noun or with one.

*The first bus was full, but **another** (one) soon arrived.*

We can do the same with the adjective *other*.

*I'll take one suitcase, and you take the **other** (one).*

But when we leave out a plural noun, we use *others* or *ones* with an *s*.

*These letters are yours, and the **others** are mine/the **other ones** are mine.*

*Some stores sell anything. **Others** are more specialized.*

We can use *each* without a noun but not *every*.

**Each** can choose its own halfday.

NOT *Every* can cheese-its own halfday.

We cannot use *no* without a noun. We use *none* instead.

*There are several routes up the mountain. None (ofthem) are easy.*

We can also use *a lot, plenty etc.* When the quantifier is without a noun, we do not use *of*.

*A lot serve lunches.*

*If you want to climb a mountain, there are plenty to choose from.*

*The area has millions ofvisitors, a large number arriving by car.*

**Of** must have a noun or pronoun after it.

*A lot (ofthem/ofthe stores) serve lunches.*

## 182 Overview: quantifiers

This overview shows some ways of expressing different quantities. The examples show which kinds of noun are possible in the different patterns: singular (*letter*), plural (*letters*), or uncountable (*money*).

	Large/small quantity	Whole/part quantity • 178
Total		<i>all letters/money</i> (in general) <i>all (of) the letter (s)/money</i> <i>the whole letter</i> <i>everyleach letter</i> • 178(5) <i>each ofthese letters</i> Of two • 178(4) <i>both (your) letters</i> <i>both of your letters</i> <i>either letter</i> <i>either ofthe letters</i>
Majority • 178(2)	<i>most of my letter</i>	<i>most letters/money</i> (in general) (s) / money
Large • 177(1)	<i>a lot of letters/money</i> <i>many letters</i> <i>a large number of letters</i> <i>much money</i> <i>a large amount of money</i> <i>a great deal of money</i>	<i>a lot of the letter (s) / money</i> <i>many of his letters</i> <i>much ofthis letter/money</i> •178(7)
Neutral	<i>some letters/money</i> /sm/ • 179(1) <i>a number of letters</i> <i>an amount of money</i>	<i>some (ofthe) letter(s)/money</i> /sΔm/ • 179(3) <i>part of that letter/money</i> • 178(6)

Half • 178(2)	<b>half</b>	(of)	the	letter(s)/money
Small	<b>several</b> letters		<b>several of</b> those letters	
(positive)	<b>a few</b> letters	<b>a few</b>	of	the letters
• 177(2a)	<b>a small number of</b> letters			
	<b>a little</b> money		<b>a little of</b> his letter/our money	
	<b>a bit</b> of money		<b>a bit of</b> that letter/money	
	<b>a small amount of</b> money			
Small	<b>few</b> letters		<b>few of</b> our letters	
(negative)	<b>not many</b> letters		<b>not many of</b> these letters	
• 177(2b)	<b>little</b> money	<b>little of</b>	the	letter/money
	<b>not much</b> money		<b>not much of</b> that letter/money	
	<b>hardly any</b> letters/money		<b>hardly any of</b> the letter(s)/money	
Zero	<b>no</b> letter(s)/money	<b>none of</b>	the	letters/money • 178(2)
• 179(2)	<b>no part</b>	<b>of</b>	this	letter/money
			Of two • 178(4)	
			<b>neither</b> letter	
			<b>neither of</b> the letters	

# 22

## Pronouns

### 183 Summary

#### Personal pronouns • 184

We use personal pronouns for the speaker (I) and the person spoken to (*you*). We use *he*, *she*, *it* and *they* to refer to other people and things when it is clear from the context what we mean.

*Judy isn't coming with us. She isn't very well.*

Personal pronouns have both a subject and an object form.

*I'm coming. Wait for me.*

#### Special uses of *you*, *one*, *we* and *they* • 185

We can use *you*, *one*, *we* and *they* to refer to people in general.

*You can't buy much for a pound.*

*They're putting up the prices.*

#### Reflexive pronouns, emphatic pronouns and *each other* • 186

Reflexive pronouns refer to the subject of the sentence.

*Helen looked at herself in the mirror.*

Emphatic pronouns lay emphasis on a noun phrase.

*Helen did the wallpapering herself.*

We use *each other* when the action goes in both directions.

*Helen and Tim write each other long, passionate letters.*

#### OVERVIEW: personal pronouns, Possessives and reflexives • 187

Pronouns are related to possessive forms: *I/me - my - mine - myself*.

#### *One and ones* • 188

We can use *one(s)* to replace a noun.

*I'll have a cola. A large one.*

We can use *one* to replace a noun phrase with *a/an*.

*I need a pound coin. Have you got one?*

#### *Everyone, something etc* • 189

There are the compound pronouns *everyone*, *something etc*.

*Everyone came to the party.*

#### NOTE

For question words (*who*, *what* etc) used as pronouns, • 27.

For possessive pronouns (*mine*, *yours* etc), • 174.

For demonstrative pronouns (*this*, *that*, *these*, *those*), • 175.

For quantifiers used as pronouns (*some*, *many*, *a few* etc), • 181.

For relative pronouns (*who*, *whom*, *which*, *that*), • 271.



# 184 Personal pronouns

In this real conversation, Avril, Lucy and Sarah are talking about Lucy's brother.

WHAT DOES MATTHEW LOOK LIKE?

Avril: If **we** said to **you** now, 'What does Matthew look like?' **you** probably wouldn't be able to give as good a description as **we** could.

Lucy: Oh yes, **I** could.

Avril: All right then. What does **he** look like?

Lucy: No, **you** describe **him** to **me** and **I'll** tell **you** if **you're** right.

Avril: Well, **he's** quite tall, over sixfoot. And **he's** thin.

Lucy: Well, yes, **I** suppose so.

Avril: Well, in proportion with his height, and **he's** got fairly short black hair,...

Lucy: Not very short.

Avril: Well, perhaps **it's** grown since I saw **him**.

Lucy: **It's** short as opposed to long.

Avril: **I** couldn't tell **you** what colour his eyes were.

(from M. Underwood *Have you heard?*)

## 1 Introduction

- a 'Personal pronouns' do not always refer to people. 'Personal' means first person (the speaker), second person (the person spoken to) and third person (another person or thing). These are the forms.

	Singular		Plural	
	Subject	Object	Subject	Object
First person	<i>I</i>	<i>me</i>	<i>we</i>	<i>us</i>
Second person	<i>you</i>	<i>you</i>	<i>you</i>	<i>you</i>
Third person	<i>he</i>	<i>him</i>	<i>they</i>	<i>them</i>
	<i>she</i>	<i>her</i>		
	<i>it</i>	<i>it</i>		

NOTE

a The pronoun *I* is always a capital letter.

b *You* is the only second-person form.

*You're quite right, Avril. You're late, all of you.*

c For weak forms of pronouns, • 55(1b).

We use the subject form when the pronoun is the subject.

*I couldn't tell you. Well, he's quite tall.*

We use the object form when the pronoun is not the subject.

*You describe him to me.*

We also use the object form when the pronoun is on its own. Compare:

*Who invited Matthew? ~ I did. Who invited Matthew? ~ Me.*

NOTE

We sometimes use a subject pronoun as complement.

*The young man looked rather like Matthew, but it wasn't him/he.*

*Who's that? ~ It's me./It is I.*

*Sarah knows all about it. It was her/she who told me.*

The subject pronoun in this position is old-fashioned and often formal. The object pronoun is normal, especially in informal speech. For pronouns after *as* and *than*, • 221(5).

- c We can use *and* or *or* with a pronoun, especially with *I* and *you*.

**Matthew and I** are good friends.

Would you **and your sisters** like to come with us?

Sarah didn't know whether to ring **you or me**.

We normally put *I/me* last, NOT *I and Matthew are good friends*.

NOTE

In a phrase with *and* or *or*, an object pronoun is sometimes used in subject position.

**Matthew and me** are good friends. **You or him** can have a turn now.

This happens only in informal English and is seen by many people as wrong. Some people incorrectly use *I* even when the phrase is not the subject.

It's a present from **Matthew and I**.

- d We cannot normally leave out a pronoun.

Well, **he's quite tall**, NOT *Well, is quite tall*.

You describe **him** to me. NOT *You describe to me*.

But we can leave out some subject pronouns in informal speech. • 42

- e We do not normally use a pronoun together with a noun.

**Matthew is quite tall**, NOT *Matthew he's quite tall*.

NOTE

- a A pronoun comes after the noun in this pattern with *as for*.

**As for Matthew**, he's quite tall.

In informal speech, we can leave out *as for*.

**Matthew**, he's quite tall.

**Those new people**, I saw them yesterday.

Here we mention the topic (*Matthew, those new people*) and then use a pronoun to refer to it.

- b In informal speech we can use this pattern.

**He's quite tall**, Matthew.

It was late, **the five o'clock train**.

I saw **them** yesterday, **those new people**.

- c We sometimes use a noun phrase after a pronoun to make clear who or what the pronoun refers to.

Matthew was waiting for David. **He, Matthew**, felt worried./**He (Matthew)** felt worried.

- A We can sometimes use a phrase after a pronoun to modify it.

**We left-handed people** should stick together.

**You alone** must decide. Look at **her over there**.

## 2 We

A plural pronoun refers to more than one person or thing. *We* means the speaker and one or more other people. *We* can include or exclude the person spoken to.

**We're late**. ~ *Yes, we'd better hurry*. (*we* = you and I)

**We're late**. ~ *You'd better hurry then*. (*we* = someone else and I)

## 3 Third-person pronouns

- a We use a third-person pronoun instead of a full noun phrase when it is clear what we mean. In the conversation at the beginning of 184, *Matthew* is mentioned only once. After that the speakers refer to him by pronouns because they know who they are talking about.

What does **he** look like? You describe **him**. Well, **he's quite tall**.

But we cannot use a pronoun when it is not clear who it refers to. Look at the paragraph on the next page about the Roman generals Caesar and Pompey.

*There was a great war between Caesar and the Senate; the armies of the Senate were commanded by another Roman general, Pompey, who had once been friendly with **Caesar**. **Pompey** was beaten in battle, fled to the kingdom of Egypt, and was murdered. **Caesar** became master of Rome and the whole of the Roman Empire in 46 BC.*

(from T. Cairns *The Romans and their Empire*)

Here *Caesar* and *Pompey* have to be repeated. For example *He was beaten in battle* would not make it clear *who* was beaten.

## NOTE

A pronoun usually goes after the full noun phrase, but it can come first.

When *she* got home, *Claire* rang to thank us.

- b *He/him, she/her* and *it* are singular. *He* means a male person, *she* means a female person and *it* means something not human such as a thing, an action or an idea.

*I like Steve. **He's** great fun. I like Helen. **She's** great fun.*

*I like that game. **It's** great fun.*

We also use *it* when talking about someone's identity. *It* means 'the unknown person'.

*There's someone at the door. **It's** probably the milkman.*

Compare these sentences.

*Don't you remember Celia? **She** was a great friend of mine.*

*Don't you remember who gave you that vase? **It** was Celia.*

## NOTE

- a We can use *he* or *she* for an animal if we know the animal's sex and we feel sympathy or interest. Compare these sentences.

***He's** a lovely little dog. **It's** a really vicious dog.*

- b We can use *she/her* for a country when we see it as having human qualities.

*The country's oil has given *it/her* economic independence.*

- c We sometimes use *it* for a human baby of unknown sex.

*Look at that baby. **It's** been sick.*

- d We do not normally stress *it*, but we can stress *this/that*.

*Good heavens! Halfpast ten! Is **that** the right time?*

- c *They/them* is plural and can refer to both people and things.

*I like your cousins. **They're** great fun. I like these pictures. **They're** super.*

## 4 Overview: uses of *it*

## Use

To refer to something non-human, e.g. a thing, a substance, an action, a feeling, an idea or a statement

## Example

*I've lost my wallet. I can't find **it** anywhere.  
Look at this water. **It's** a funny colour  
Going on all those long walks was hard work. ~  
**It** was exhausting.  
Love is a funny thing, isn't **it**?  
Everyone knows we cheated. **It** was obvious.*

Identifying a person

*Who's this photo of? Is **it** your sister?*

As empty subject • 50(5)

***It's** raining.  
**It's** strange that your dream came true.*

To give emphasis • 51 (3)

***It** was Matthew who told me.*

## 5 *They* for someone of unknown sex

There is a problem in English when we want to talk about a single person whose sex is not known. Here are three possible ways.

- 1 *When the millionth visitor arrives, he will be given a free ticket. His photo will be taken by a press photographer.*
- 2 *When the millionth visitor arrives, he or she will be given a free ticket. His or her photo will be taken by a press photographer.*
- 3 *When the millionth visitor arrives, they will be given a free ticket. Their photo will be taken by a press photographer.*

The use of *he* in sentence (1) is seen by many people as sexist and is less common than it used to be. But (2) is awkward and we often avoid it, especially in speech. In (3) *they* is used with a singular meaning. Some people see this as incorrect, but it is neater than (2), and it is quite common, especially in informal English.

### NOTE

- a The problem disappears if we can use a plural noun. Compare these two sentences.  
*A student is expected to arrange his or her own accommodation.*  
*Students are expected to arrange their own accommodation.*
- b Sometimes we write *he/she* instead of *he* or *she*.  
*He/she will be presented with a video camera.*

## 185 Special uses of *you, one, we* and *they*

### 1 *You*

This real conversation contains two examples of the pronoun *you* meaning 'people in general'.

#### DRESSING FOR DINNER

Mary: *Well, what sort of clothes do women wear these days to sort of have dinner in a hotel on holiday?*

Celia: *I think you can wear anything these days.*

Felix: *Long skirt and top, that's what my wife always wears.*

Mary: *What do you mean 'top'?*

Felix: *Well, depending on how warm it is, you can either have a thin blouse or a blouse over a jumper.*

(from M. Underwood *Have you heard?*)

Compare the two meanings of *you*.

*What do you mean?* (*you* = Felix, the person spoken to)

*You can wear anything these days.* (*you* = women in general)

### 2 *One* and *you*

- a We can also use *one* to mean 'any person, people in general', including the speaker. *One* is a third-person pronoun.

*One/You can't ignore the problem.*

*One doesn't/You don't like to complain.*

This use of *you* is rather informal. *One* is more formal. It is less common than the equivalent pronoun in some other languages, and it cannot refer to groups which do not include the speaker.

NOT *One is going to knock this building down.* • (4)

NOTE

In Britain *one* is typical of upper-class speech, especially *one* instead of *I*.

*I hope/One hopes things will improve.*

b *One* can be the object.

*Ice-cream is full of calories. It makes one hotter, not cooler.*

It also has a possessive form *one's* and a reflexive/emphatic form *oneself*.

*One should look after one's health.*

*One should look after oneself.*

NOTE For American usage, • 304(6).

### 3 *We*

*We* can also mean 'people in general', 'all of us', especially when we talk about shared knowledge and behaviour.

*We know that nuclear power has its dangers.*

*We use language to communicate.*

### 4 *They*

We can use *they* to mean 'other people in general' and especially the relevant authorities.

*They're going to knock this building down.*

*They ought to ban those car phones.*

*They always show old films on television on holiday weekends.*

We can also use *they* to talk about general beliefs.

*They say/People say you can get good bargains in the market.*

*They say/Experts say the earth is getting warmer.*

## 186 Reflexive pronouns, emphatic pronouns and *each other*

### 1 Form

We form reflexive/emphatic pronouns with *self* or *selves*.

	Singular	Plural
First person	<i>myself</i>	<i>ourselves</i>
Second person	<i>yourself</i>	<i>yourselves</i>
Third person	<i>himself/herself/itself</i> <i>oneself</i> •185(2b)	<i>themselves</i>

## 2 Reflexive pronouns

- a We use a reflexive pronoun as object or complement when it refers to the same thing as the subject.

*I fell over and hurt **myself**.*

*Van Gogh painted **himself** lots of times.*

*We suddenly found **ourselves** in the middle of a hostile crowd.*

*The company's directors have given **themselves** a big pay rise.*

*Marion didn't look **herself**/her usual self.*

We use *me*, *him* etc only if it means something different from the subject.

*Van Gogh painted **himself**.* (a picture of Van Gogh)

*Van Gogh painted **him**.* (a picture of someone else)

NOTE

- a **We** can also use a reflexive pronoun in a sub clause.

*We saw the woman fall and hurt **herself**.*

*Giving **themselves** a pay rise wasn't very diplomatic of the directors.*

- b *Myself* is sometimes an alternative to *me*.

*You should get in touch either with Peter or **myself**.*

- b After a preposition we sometimes use *me*, *you* etc and sometimes *myself*, *yourself* etc. We use *me*, *you* etc after a preposition of place when it is clear that the pronoun must refer to the subject.

*I didn't have my driving licence with **me**.*

*My mother likes all the family around **her**.*

Sometimes we use a reflexive to make the meaning clear.

*I bought these chocolates **for myself**.* (not for someone else)

*Vincent has a very high opinion of **himself**.* (not of someone else)

We also use *myself* etc rather than *me* etc after a prepositional verb, e.g. *believe in*.

*If you're going to succeed in life, you must believe in **yourself**.*

*We're old enough to look after **ourselves**.*

NOTE *By yourself* means 'alone'. • 174(6c)

- c There are some idiomatic uses of a verb + reflexive pronoun.

*I hope you **enjoy yourself**.* (= have a good time)

*Did the children **behave themselves**?* (= behave well)

*Can we just **help ourselves**?* (= take e.g. food)

- d Some verbs taking a reflexive pronoun in other languages do not do so in English.

*We'll have to **get up** early. Won't you **sit down**?*

*I **feel** so helpless. He can't **remember** what happened.*

Such verbs are *afford*, *approach*, *complain*, *concentrate*, *feel* + adjective, *get up*, *hurry (up)*, *lie down*, *relax*, *remember*, *rest*, *sit down*, *stand up*, *wake up*, *wonder*, *worry*.

- e These verbs do not usually take a reflexive pronoun: *wash*, *bath*, *shave*, *(un)dress* and *change* (your clothes).

*Tom **dressed** quickly and went down to breakfast.*

NOTE

- a **We** can use a reflexive pronoun when the action is difficult.

*The old man was unable to dress **himself**.*

*My back was very painful, but I managed to get **myself** dressed.*

b Dry in this context takes a reflexive.

Tom dried **himself** on a large yellow bath towel.

c We often use *get washed, get shaved, get (un)dressed* and *get changed*.

Tom **got dressed** quickly and went down to breakfast.

d For *have a wash/bath/shave*, • 87.

### 3 Emphatic pronouns

a We use an emphatic pronoun to emphasize a noun phrase. *Self/selves* is stressed.

Walt Disney **himself** was the voice of Mickey Mouse.

(= Walt Disney, not someone else)

The town **itself** is very ordinary, but it is set in lovely countryside.

(= the town, not its surroundings)

b The pronoun can also mean 'without help'. In this meaning, it usually comes in end position.

We built the garage **ourselves**.

Did you do all this electrical wiring **yourself**?

NOTE

*Myself* sometimes means 'as for me', 'as far as I am concerned'.

I don't agree with it, **myself**.

### 4 Each other/one another

a These are sometimes called 'reciprocal pronouns.' They refer to an action going in one direction and also back in the opposite direction.

The students help **each other/one another** with their homework.


The two drivers blamed **each other/one another** for the accident.

England and Portugal have never been at war with **each other/one another**.


There is a possessive form.

Tracy and Sarah are the same size. They often wear **each other's/one another's** clothes.

b Compare the reflexive pronoun and *each other*.



They've hurt **themselves**.



They've hurt **each other**.

c There is also a pattern *each... the other*.

**Each** driver blamed **the other**. **Each** girl wears **the other's** clothes.

NOTE

Compare *one ...the other*, which means an action in one direction only.

An airline once employed two psychiatrists to watch the passengers and arrest anyone whose nervous behaviour suggested they might be a hi-jacker. On their first flight **one** of the psychiatrists arrested **the other**.

## 187 Overview: personal pronouns, Possessives and reflexives

	Personal pronouns • 184		Possessives • 174		Reflexive/emphatic pronouns • 186
	Subject	Object	Determiners	Pronouns	
SINGULAR					
First person	<i>I</i>	<i>me</i>	<i>my</i>	<i>mine</i>	<i>myself</i>
Second person	<i>you</i>	<i>you</i>	<i>your</i>	<i>yours</i>	<i>yourself</i>
Third person	<i>he</i>	<i>him</i>	<i>his</i>	<i>his</i>	<i>himself</i>
	<i>she</i>	<i>her</i>	<i>her</i>	<i>hers</i>	<i>herself</i>
	<i>it</i>	<i>it</i>	<i>its</i>		<i>itself</i>
PLURAL					
First person	<i>we</i>	<i>us</i>	<i>our</i>	<i>ours</i>	<i>ourselves</i>
Second person	<i>you</i>	<i>you</i>	<i>your</i>	<i>yours</i>	<i>yourselves</i>
Third person	<i>they</i>	<i>them</i>	<i>their</i>	<i>theirs</i>	<i>themselves</i>

## 188 *One and ones*

- 1 We sometimes use *one* or *ones* instead of a noun. Here are some examples from real conversations.

*I felt I could afford a bigger car, and the **one** I'd got was on its last legs, really.*  
(*the one* = the car)

*Now I will think everywhere I go on an aeroplane 'Is this **one** going to come down?' (this one = this aeroplane)*

*And what other stamps do you like besides Polish **ones**? ~ English **ones**. We've got a lot of those. (English ones = English stamps)*

*One* is singular and *ones* is plural. We use *one/ones* to avoid repeating a noun when it is clear from the context what we mean.

### NOTE

We cannot use *one/ones* instead of an uncountable noun, but we can leave out the noun.

*This is plain paper. I wanted **lined**.*

- 2 Sometimes we can either use *one/ones* or leave it out. But sometimes we have to use it if we leave out the noun.

- a Patterns where we can leave out *one/ones*

After a demonstrative

*These pictures are nice. I like **this (one)**.*

After *each*, *any*, *another*, *either* and *neither*.

*The building had six windows. **Each (one)** had been broken.*

After *which*

*There are lots of seats still available. **Which (ones)** would you like?*

After a superlative

*These stamps are the **nicest (ones)**.*



b Patterns where we have to use *one/ones*

After an adjective (But • Note)

*An orange juice. A **large one**, please.*

*I didn't buy a calculator. They only had **expensive ones**.*

After *the*

*This television is better than **the one** we had before.*

After *every*

*The building had lots of windows. **Every one** had been broken.*

## NOTE

We can sometimes leave out *one/ones* when we use two adjectives.

*We've got French books and **German (ones)**.*

*Are these the old prices or the **new (ones)**?*

We can also leave out *one/ones* after an adjective of colour.

*My toothbrush is the **blue (one)**.*

3 We cannot use *one* after *a*. We leave out *a*.

*Whenever you need a phone box, you can never find **one**. (= a phone box)*

*I don't know anything about weddings. I haven't been to **one** lately. (= a wedding)*

4 Compare *one/some* and *it/they*.

*I haven't got a rucksack. I'll have to buy **one**. (= a rucksack)*

*I haven't got any boots. I'll have to buy **some**. (= some boots)*

*I've got a rucksack. You can borrow **it**. (= the rucksack)*

*I've got some boots, but **they** might not fit you. (= the boots)*

*One and some are indefinite (like a). It and they are definite (like the).*

5 Here is an overview of the uses of *one* and *ones*.

	Use/Meaning	Example
	The number 1	<i>Just wait <b>one</b> moment.</i>
	With <i>of</i>	<i>Would you like <b>one</b> of these cakes?</i>
• 188(2)	Replacing a noun	<i>A whisky, please. A large <b>one</b>. Two coffees, please. Small <b>ones</b>.</i>
• 188(3)	Replacing <i>a/an</i> + noun	<i>I've just baked these cakes. Would you like <b>one</b>?</i>
• 185(2)	'Any person'	<i><b>One</b> shouldn't criticize.</i>

189 *Everyone, something etc*1 *Every, some, any* and *no* form compound pronouns ending in *one/body* and *thing* (sometimes called 'indefinite pronouns') and compound adverbs ending in *where*.a *everyone/everybody* - all (the) people

***Everyone** has heard of Elton John,*

*someone/somebody* - a person

***Someone** broke a window,*

*no one/nobody* = no people

*The bar's empty. There's **nobody** in there.*

*One* and *body* have the same meaning in compound pronouns. We use *everyone* and *everybody* in the same way.

NOTE

- a *Every one* as two words can refer to things as well as people.  
*The comedian told several jokes. **Everyone** laughed loudly.* (stress on *every*)  
*The comedian told several jokes. **Every one** I had heard before.* (stress on *one*)
- b *All* and *none* do not normally mean 'everyone' and 'nobody'. But we can say **all of/none of the people**.
- c Compare *someone* and *one*.  
*Someone knows what happened.* (= one person)  
*One knows what happened.* (= people in general)
- d We write *no one* as two words.

- b We use *thing* for things, actions, ideas etc.  
*Take **everything** out of the drawer.* (= all the things)  
*There's **something** funny going on.* (= an action)  
*I've heard **nothing** about all this.* (= no information)

NOTE *Nothing* is pronounced /<sup>h</sup>nʌθɪŋ/.

- c *everywhere* = (in) all (the) places  
*I've been looking **everywhere** for you.*  
*somewhere* = (in) a place  
*Have you found **somewhere** to sit?*  
*nowhere* = (in) no places  
*There's **nowhere** to leave your coat.*

NOTE For American *someplace* etc, • 305 (3).

- 2 The difference between *someone/something* and *anyone/anything* is like the difference between *some* and *any*. • 179  
*There's **someone** in the waiting-room.*  
*I can't see **anyone** in the waiting-room.*  
*Park **somewhere** along here. **Anywhere** will do.*

- 3 Pronouns in *one/body* have a possessive form.  
*I need **everyone's** name and address.*  
***Somebody's** car is blocking the road.*

- 4 We can use an adjective or a phrase or clause after *everyone* etc.  
*We need **someone strong** to help move the piano, NOT -strong someone*  
*Have you got **anything cheaper**? NOT anything of cheaper*  
***Nobody in our group** is interested in sightseeing.*  
*I've told you **everything I know**.*

We can also use *else* after *everyone* etc.

*Is there **anything else** you want?* (= any other thing)  
*Let's go **somewhere else**.* (= to another place)

NOTE

- a A phrase with *one/body* + *else* can be possessive.  
*But **everyone else's** parents let them stay out late.*
- b We cannot use *than* after *else*.  
***How about someone other than me** washing up?*

5 *Everyone, something etc* take a singular verb. • 153(3)

**Everything** was in a mess.

After *everyone* we normally use *they/them/their*, even though the verb is singular.

**Everyone** was asked what **they** thought.

**Everybody** was doing **their** best to help.

This can also happen with other words in *one/body*. • 184(5)

**Someone** has left **their** coat here. ~ *I think it's Paul's.*

NOTE

*Someone* and *something* usually have a singular meaning.

**Someone** was injured in the accident. (= one person)

**Some people** were injured in the accident. (= more than one person)

**Something** was stolen. (= one thing)

**Some things** were stolen. (= more than one thing)

# 23

## Numbers and measurements

### 190 Summary

**Cardinal numbers** • 191

*one, two, three* etc

**Ordinal numbers** • 192

*first, second, third* etc

**Fractions, decimals and percentages** • 193

*three quarters point seven five seventy-five per cent*

**Number of times** • 194

*once, twice, three times* etc

**Times and dates** • 195

We use numbers when giving the time and the date.

*twenty past six October 17th*

**Some other measurements** • 196

We also use numbers to express an amount of money, length, weight etc.

### 191 Cardinal numbers

1	<i>one</i>	11	<i>eleven</i>
	<i>two</i>	12	<i>twelve</i>
	<i>three</i>	13	<i>thirteen</i>
	<i>four</i>	14	<i>fourteen</i>
	<i>five</i>	15	<i>fifteen</i>
	<i>six</i>	16	<i>sixteen</i>
	<i>seven</i>	17	<i>seventeen</i>
	<i>eight</i>	18	<i>eighteen</i>
	<i>nine</i>	19	<i>nineteen</i>
	<i>ten</i>	20	<i>twenty</i>

21	twenty-one	100	a/one hundred
22	twenty-two	102	a/one hundred and two
30	thirty	164	a/one hundred and sixty-four
40	forty	596	five hundred and ninety-six
50	fifty	7,830	seven thousand eight hundred and thirty
60	sixty	1,000,000	a/one million
70	seventy	1,000,000,000	a/one billion
80	eighty		
90	ninety		

## NOTE

a Be careful with these spellings: *fifteen, eighteen, forty, fifty, eighty*.

b We can use *a* or *one* before *hundred, thousand, million* etc.

*There's a hundred/one hundred metres to go!*

*I've told you a thousand times not to do that.*

*Unemployment stands at one million four hundred thousand.*

*A* is informal. *One* is usual in longer numbers. We cannot leave out *a* or *one*.

NOT *I've told you thousand times.*

c *Hundred, thousand, million* etc are singular except in the of-pattern. • (3)

d We use *and* between *hundred* and the rest of the number (but not usually in the USA. • 304(7)).

e We put a hyphen in *twenty-one, sixty-five* etc, but not before *hundred, thousand* or *million*.

f We can write a thousand as 1,000 or 1 000 or 1000 but not 1.000.

g For the numbers 1100, 1200 etc up to 1900, we sometimes say *eleven hundred, twelve hundred* etc.

*The hostage spent over fourteen hundred days in captivity.*

h In British English *one billion* can sometimes mean 1,000,000,000,000.

i We sometimes use *alone dozen* for 12.

*half a dozen* eggs (= 6 eggs)

And in informal English we can use *a couple* for two.

*We'll have to wait a couple of minutes.*

## 2 Here are some examples of numbers in written English.

*free for 10 days 450 million trees the last 2 years  
in 24 other towns and cities 35,000 free air miles to be won  
aged 2 to 11 inclusive an apartment for 6 see page 10*

Sometimes numbers are written in words, especially small numbers.

*one of four super prizes two bedrooms (one double and one single)*

3 To express a large but indefinite number we can use *dozens of, hundreds of, thousands of* and *millions of*.

*There were hundreds of people in the square, NOT eight hundreds of...*

*A drop of water consists of millions of atoms.*

## NOTE

We can use a definite number with the of-pattern for part of a quantity.

*One of these letters is for you. Four of the passengers were injured.*

## 4 We can use words and phrases like these to give an approximate number.

*about two years around a thousand pounds approximately four miles*

Here are some other ways of modifying a number.

*more than 100 destinations over 5 metres long  
less than ten miles below 10,000 feet children under 3  
only £14.99 at least 3 weeks sleeps up to 6 people*

- 5 We also use numbers to identify someone or something, for example on a credit card, passport or ticket. We read each figure separately.

*Express Card 4929 8063 17445*

'four nine two nine, eight oh six, three one seven, double four five'

*Call us on 0568 92786*

'oh five six eight, nine two seven eight six'

NOTE

We say 'oh' for the figure 0 in these numbers. When we talk about this figure, we use *nought*.

*You've missed out a nought here.*

But in the USA (and sometimes in Britain) we say 'zero' for 0.

## 192 Ordinal numbers

- 1 We form most ordinals by adding *th* to the cardinal number, e.g. *ten tenth*. *Twenty, thirty* etc have ordinals *twentieth, thirtieth* etc. *First, second* and *third* are irregular.

*1st first*

*8th eighth*

*21st twenty-first*

*2nd second*

*9th ninth*

*22nd twenty-second*

*3rd third*

*12th twelfth*

*54th fifty-fourth*

*4th fourth*

*13th thirteenth*

*100th hundredth*

*5th fifth*

*20th twentieth*

*347th three hundred and forty-seventh*

NOTE Be careful with these spellings: ***fifth, eighth, ninth, twelfth*** and ***twentieth*** etc.

- 2 Here are some examples.

*her 65th birthday on the 83rd floor*

*The third and fourth adult passengers in your car can travel free.*

NOTE

a We also use ordinal numbers in fractions, • 193(1), and dates, • 195(2).

b *George V* is spoken 'George the fifth'.

c An ordinal number usually comes before a cardinal. • 143(3h)

*The first four runners were well ahead of the others.*

## 193 Fractions, decimals and percentages

### 1 Fractions

- a In fractions we use *half, quarter* or an ordinal number.

*1/2 a one half 1 1/2 one and a half*

*2/3 two thirds 2 1/3 two and a third*

*1/4 a one quarter 6 3/4 six and three quarters*

*4/5 four fifths 15/16 fifteen sixteenths/fifteen over sixteen*

- b With numbers less than one, we use *of* before a noun phrase.

*Two thirds of the field was under water.*

*We get a quarter of the profits.*

*For half, • 178(2b).*

- c With numbers above one, we can use a plural noun.

*We waited one and a half **hours**.*

*I'd like six and three quarter **metres**, please.*

NOTE

- a With *one and a half/quarter* etc + noun, there is an alternative pattern.

*one and a half hours/an hour **and a half***

*one and a quarter pages/a page **and a quarter***

- b The word directly before the noun is singular. Compare these phrases.

*three **quarters** of a metre*

*six and three **quarter metres***

## 2 Decimals

We use a decimal point (not a comma). After the point we say each figure separately.

0.2            '(nought) point two'

7.45          'seven point four five'

15.086       'fifteen point oh/nought eight six'

NOTE Americans say 'zero' instead of nought' or 'oh'.

## 3 Percentages

*Save 10%! ('ten per cent' /pə'sent/)*

*an annual return of 14.85% ('fourteen point eight five per cent')*

*18 per cent of the total*

# 194 Number of times

- 1 We can say *once*, *twice*, *three times*, *four times* etc to say how many times something happens.

*I've done the exercise **once**. Isn't that enough?*

*We usually go out about **twice** a week.*

*You've told me that same story **three times** now.*

NOTE

*Once* can mean 'at a time in the past'.

*We lived in a bungalow **once**.*

- 2 We can use *twice*, *three times* etc to express degree, to say how many times greater something is.

*I earn **double/twice** what I used to/twice as much as I used to.*

*You're looking **ten times** better than you did yesterday.*

# 195 Times and dates

## 1 The time of day

4.00	<i>four (o'clock)</i>			
8.05	<i>five (minutes) past eight</i>	<i>eight</i>	<i>oh</i>	<i>five</i>
2.10	<i>ten (minutes) past two</i>	<i>two</i>		<i>ten</i>
5.12	<i>twelve minutes past</i>	<i>five</i>	<i>five</i>	<i>twelve</i>
11.15	<i>(a) quarter past eleven</i>		<i>eleven</i>	<i>fifteen</i>
9.30	<i>half past</i>	<i>nine</i>		<i>nine thirty</i>
1.35	<i>twenty-five (minutes) to two</i>		<i>one</i>	<i>thirty-five</i>
10.45	<i>(a) quarter to eleven</i>			<i>ten forty-five</i>
7.52	<i>eight minutes to eight</i>			<i>seven fifty-two</i>

### NOTE

a We use *o'clock* only on the hour. We can leave it out in informal English.

*I usually get home at about six.*

We do not use *o'clock* with *am/pm* or after the figures 00.

*four o'clock/4 o'clock*

*NOT four o'clock pm* and *NOT 4.00 o'clock*

b In most contexts we can use either way of saying the time. We usually prefer a phrase like *half past five* in everyday contexts and *five thirty* for a timetable.

*I got home about half past five/about five thirty.*

*The train leaves at five thirty/at half past five.*

c We can use *am* /ei'em/ meaning 'in the morning' and *pm* /pi:'em/ meaning 'in the afternoon or evening'.

*The match starts at 3.00 pm.*

Twelve o'clock in the day is *midday* or *noon*. Twelve o'clock at night is *midnight*.

d We sometimes use the 24-hour clock in timetables.

*The next train is the 15.30. ('fifteen thirty')*

For times on the hour we sometimes say *hundred hours*.

*23.00 'twenty-three (hundred) hours'*

e We usually leave out *minutes* after 5, 10, 20 and 25, but we must use it after other numbers.

*seventeen minutes past/to six* NOT *seventeen past/to six*

f In informal speech we can leave out the hour if it is known.

*It's nearly twenty past (four), already.*

Using *half* for *half past* is also informal.

*What time is it? ~ Half nine.*

g Americans also use *after* and *of*, e.g. *ten past/after two, a quarter to/of eleven.*

## 2 Dates

a When we write the date, we can use either a cardinal number such as 15 or an ordinal number such as 15th.

*15 August August 15 15th August August 15th*

*3 May May 3 3rd May May 3rd*

In speech ordinal numbers are usual.

*'the fifteenth of August' August the fifteenth'*

*'the third of May' 'May the third'*

The date can also be spoken like this, especially in the USA.

*'August fifteenth'*

### NOTE

a *'August fifteen'* is also possible.

b 5/3/93 means 5th March 1993 in Britain and 3rd May 1993 in the USA.



- b We say the year like this.

1995 'nineteen ninety-five' 1763 'seventeen sixty-three'  
 347 'three forty-seven' 1500 'fifteen hundred'  
 1801 'eighteen oh one' 2000 '(the year) two thousand'

NOTE Other expressions are *the 1980s* ('the nineteen eighties'), and *a man in his fifties*.

## 196 Some other measurements

### 1 Money

30p	'thirty pence'	20c	'twenty cents'
	'thirty p' /pi:/	\$10	'ten dollars'
£1.00	'a/one pound'	\$12.50	'twelve (dollars) fifty'
£2.50	'two pound(s) fifty'		
	'two fifty'		

a For a hundred pounds we write £100. NOT a £100

b We can talk about a *fifty-pence coin* or a *fifty*, a *twenty-pound note* or a *twenty*.  
 Have you got a **ten pound note**? Can I have the money in **tens**, please?

### 2 Length

6ft 2ins/6'2"	'six feet/foot two inches'	190cm	'a hundred and ninety centimetres'
100 yards	'a hundred yards'	100m	'a hundred metres'
20 miles	'twenty miles'	30km	'thirty kilometres'

### 3 Weight

½lb	'half a pound'	250g	'two hundred and fifty grams'
2lbs	'two pounds'	1kg	'a kilo/kilogram'

### 4 Liquid measure

1 pint	'a pint'	½ litre	'half a litre'
6 gallons	'six gallons'	30 litres	'thirty litres'

### 5 Temperature

60°F	'sixty degrees (Fahrenheit)'	15°C	'fifteen degrees (Celsius)'
------	------------------------------	------	-----------------------------

NOTE

We use *zero* for freezing point.

*The temperature will fall below zero.*

# 24

## Adjectives

### 197 Summary

#### Introduction to adjectives • 198

Adjectives are words like *short, old, cheap, happy, nice, electric*. Most adjectives express quality; they tell us what something is like.

An adjective always has the same form, except for comparison (*shorter, shortest*).

#### The position of adjectives • 199

An adjective can come before a noun.

*a cheap shirt*

It can also be a complement after *be*.

*This shirt is cheap.*

#### Adjectives used in one position only • 200

A few adjectives can go in one position but not in the other.

Some adjectives have different meanings in different positions.

*at a certain* time (= specific)    *Are you certain?* (= sure)

#### Adjectives after nouns and pronouns • 201

Sometimes an adjective can go after a noun or pronoun.

*shoppers eager for bargains*

#### The order of adjectives • 202

There is usually a fixed order of adjectives before a noun.

*a nice old house*

#### Amusing and amused, interesting and interested • 203

Adjectives in *ing* express the effect something has on us.

*The delay was annoying.*

Adjectives in *ed* express how we feel.

*The passengers were annoyed.*

#### The + adjective • 204

We can use *the* + adjective for a social group.

*There's no work for the unemployed.*

#### NOTE

There can be a phrase or clause after some adjectives.

Adjective + prepositional phrase: *I'm afraid of heights.* • 236

Adjective + to-infinitive: *It's nice to have a bit of a rest.* • 123

Adjective + clause: *The passengers were annoyed that no information was given.* • 262(6)

## 198 Introduction to adjectives

### 1 Use

#### PARADISE APARTMENTS

An **excellent** choice for an **independent** summer holiday, these **large** apartments are along an **inland** waterway in a **quiet residential** area. The **friendly** resort of Gulftown with its **beautiful white sandy** beach is only a **short** walk away. Restaurant and gift shop nearby.

An adjective modifies a noun. The adjectives here express physical and other qualities (*large, quiet, friendly*) and the writer's opinion or attitude (*excellent, beautiful*). The adjective *residential* classifies the area, tells us what type of area it is.

Adjectives can also express other meanings such as origin (*an American* writer), place (*an inland* waterway), frequency (*a weekly* newspaper), degree (*a complete* failure), necessity (*an essential* safeguard) and degrees of certainty (*the probable* result).

#### NOTE

a We use adjectives of quality to answer the question *What... like?*  
*What's the area like? ~ Oh, it's very quiet.*

Adjectives of type answer the question *What kind of...?*  
*What kind of area is it? ~ Mainly residential.*

b A modifier can also be a noun, e.g. *a summer holiday, a gift shop.* • 147

### 2 Form

a An adjective always has the same form. There are no endings for number or gender.

*an old man      an old woman      old people*

But some adjectives take comparative and superlative endings. • 218

*My wife is older than I am.      This is the oldest building in the town.*

b Most adjectives have no special form to show that they are adjectives. But there are some endings used to form adjectives from other words. • 285(5)

*careful planning      a salty taste      global warming      artistic merit*

## 199 The position of adjectives

1 An adjective phrase can have one or more adjectives.

*a large stadium      a large, empty stadium*

For details about the order of adjectives, • 202.

An adverb of degree can come before an adjective. • 212

*a very large stadium      an almost empty stadium*

*a very large, almost empty stadium*

#### NOTE

a The adverb *enough* follows the adjective.

*Will the stadium be large enough?*

b We can put a phrase of measurement before some adjectives.

*The man is about forty years old and six feet tall.*

- 2 An adjective can go before a noun or as complement after a linking verb such as *be*, *seem*, *get*. These positions are called 'attributive' and 'predicative'.

Attributive: *It is a **large** stadium.* (before a noun)

Predicative: *The stadium is **large**.* (as complement)

- 3 These adjectives are in attributive position.

*Canterbury is a **lovely** city.* *I bought a **black and white** sweater.*

*A **noisy** party kept us awake.* *It's a **difficult** problem.*

NOTE For the pattern *so lovely a city*, • 212(4).

- 4 These adjectives are in predicative position.

*Canterbury is **lovely**.* *The sweater was **black and white**.*

*The party seemed **very noisy**.* *Things are getting **so difficult**.*

NOTE

- a An adjective can also be an object complement. • 11(1)

*Why must you make things **difficult**?* *A noisy party kept us **awake**.*

- b We can use an adjective in an exclamation with *how*. • 20(1)

***How lovely** the view is!* ***How cold** your hands are!*

An adjective can also be a one-word reply, e.g. *Oh, **good**./**Lovely**.*

- c For *The party **seemed noisy*** and *The door **banged noisily***, • 20(1b).

- 5 In these patterns we leave out words before a predicative adjective.

- a *I've got a friend **keen** on fishing.* • 201

(= ... a friend **who is** keen on fishing.)

- b *Could you let me know as soon **as possible**?*

(= ... as soon as **it is** possible.)

*I don't want to spend any more money **than necessary**.*

*Chris went to bed later **than usual**.*

We can do this with a few adjectives after *as* or *than*.

- c *Pick the fruit **when ripe**.*

(= ... when **it is** ripe.)

*Work the putty in your hands **until soft**.*

***If possible**, I should like some time to think it over.*

***Although confident** of victory, we knew it would not be easy.*

This pattern with a conjunction is found mainly in written English and especially in instructions how to do something.

- 6 In rather formal or literary English an adjective can go before or after a noun phrase, separated from it by a comma.

***Uncertain**, the woman hesitated and looked round.*

*The weather, **bright and sunny**, drove us out of doors.*

## 200 Adjectives used in one position only

Most adjectives can be either in attributive position (*nice weather*) or in predicative position (*The weather is nice*). But a few go in one position but not in the other.

### 1 Attributive only

*That was the **main** reason, NOT That reason was main.*

*The story is **utter** nonsense.*

***inner** ring road*

These adjectives are attributive but not predicative: *chief, elder* (= older), *eldest* (= oldest), *eventual, former* (= earlier), *indoor, inner, main, mere* (a *mere child* = only a child), *only, outdoor, outer, principal* (= main), *sheer* (= complete), *sole* (= only), *upper, utter* (= complete).

NOTE

a *Little* is mostly attributive.

a *little/small cottage* *The cottage is small.*

b *Same* cannot be predicative except with *the*.

*Yes, I had the same experience./Yes, my experience was **the same**.*

c A noun as modifier can only be attributive.

a *tennis club* a *water pipe* *afternoon tea*

But nouns saying what something is made of can go in either position.

*It's a **metal** pipe./The pipe is **metal**.*

### 2 Predicative only

*The children were soon **asleep**. NOT the asleep children*

*The manager seemed **pleased** with the sales figures.*

*One person was **ill** and couldn't come.*

These adjectives are predicative but not attributive.

Some words with the prefix *a*: *asleep, awake, alive, afraid, ashamed, alone, alike*

Some words expressing feelings: *pleased, glad, content, upset*

Some words to do with health: *well, fine, ill, unwell*

NOTE

a Many of these adjectives can be attributive if they are modified by an adverb.

the ***wide awake** children*

an ***extremely pleased** customer*

b There is sometimes a word that we can use attributively instead of one with the prefix *a*.

a ***sleeping** child* NOT *an asleep child*

a ***living** person* NOT *an alive person*

the ***frightened** animal* NOT *the afraid animal*

There are also other words expressing feelings which we can use attributively.

a ***satisfied/contented** customer* NOT *a pleased customer*

c *Pleased, glad and upset* can be attributive when not referring directly to people.

a ***pleased expression*** the ***glad news*** an ***upset stomach***

d For more details about *well, ill* etc in Britain and the USA, • 305(1).

### 3 Different meanings in different positions

		Either position	
Attributive only		Attributive	Predicative
<i>a <b>real</b> hero</i>	(degree)	<i><b>real</b> wood</i>	<i>The wood is <b>real</b>.</i>
<i>a <b>perfect</b> idiot</i>	(degree)	<i>a <b>perfect</b> day</i>	<i>The day was <b>perfect</b>.</i>
<i><b>You poor</b> thing!</i>	(sympathy)	<i>a <b>poor</b> result</i>	<i>The result was <b>poor</b>.</i>
		<i><b>poor</b> people</i>	<i>The people are <b>poor</b>.</i>
			(= having little money)
			Predicative only
<i>a <b>certain</b> address</i>	(= specific)		<i>I'm <b>certain</b>.</i>
<i>the <b>present</b> situation</i>	(= now)		<i>I was <b>present</b>.</i>
<i>a <b>late</b> bus</i>	(= near the end of the day)		<i><b>The bus</b> was <b>late</b>.</i>
<i>the <b>late</b> president</i>	(= dead)		(= not on time)

### 4 A beautiful dancer

In phrases like *a beautiful dancer*, *an interesting writer*, *a heavy smoker*, *afrequent visitor*, *an oldfriend*, the adjective usually modifies the action not the person.

Attributive	Predicative
<i>She's a beautiful dancer.</i>	<i>The dancer is beautiful.</i>
(= Her dancing is beautiful.)	(= The dancer is a beautiful person.)
<i>He was afrequent visitor.</i>	
(= His visits were frequent.)	

## 201 Adjectives after nouns and pronouns

- Some adjectives can have a prepositional phrase after them.  
*People were anxiousfor news. The field wasfull ofsheep.*  
 The adjective + prepositional phrase cannot go before the noun, but it can go directly after it.  
*People anxiousfor news kept ringing the emergency number.*  
*We walked across a field full of sheep.*
- Sometimes the position of the adjective depends on the meaning.  
*The amount of money involved is quite small.* (= relevant)  
*It's a rather involved story.* (= complicated)  
*The person concerned is at lunch, I'm afraid.* (= relevant)  
*A number of concerned people have joined the protest.* (= worried)

*There were ten members of staff **present**.* (= there)

*Our **present** problems are much worse.* (= now)

*Judy seems a **responsible** person.* (= sensible)

*The person **responsible** will be punished.* (= who did it).

NOTE

a Available can come before or after a noun.

*The only **available** tickets / The only **tickets available** were very expensive.*

b Possible can come after the noun when there is a superlative adjective.

*We took the **shortest possible** route / the **shortest route possible**.*

c The adjective follows the noun in a few titles and idiomatic phrases.

*the **Director General** a **Sergeant Major** the **Princess Royal** the **sum total***

3 Adjectives come after a compound with *every, some, any* and *no*.

*Let's find **somewhere quiet**. You mustn't do **anything silly**.*

## 202 The order of adjectives

### 1 Attributive adjectives

a When two or more adjectives come before a noun, there is usually a fairly fixed order.

***beautiful golden sands** a **nice new blue coat***

The order depends mainly on the meaning. Look at these groups of adjectives and other modifiers.

Opinion: *nice, wonderful, excellent, lovely, terrible, awful, etc*

Size: *large, small, long, short, tall, etc*

Quality: *clear, busy, famous, important, quiet, etc*

Age: *old, new*

Shape: *round, square, fat, thin, wide, narrow, etc*

Colour: *red, white, blue, green, etc*

Participle forms: *covered, furnished, broken, running, missing, etc*

Origin: *British, Italian, American, etc*

Material: *brick, paper, plastic, wooden, etc*

Type: *human, chemical, domestic, electronic, money (problems), etc*

Purpose: *alarm (clock), tennis (court), walking (boots), etc*

Words from these groups usually come in this order:

opinion + size + quality + age + shape + colour + participle forms + origin + material + type + purpose

*an **old cardboard** box* (age + material)

*a **German industrial** company* (origin + type)

*two **small round green** discs* (size + shape + colour)

*a **large informative street** plan* (size + quality + type)

*a **hard wooden** seat* (quality + material)

*a **new improved** formula* (age + participle form)

***increasing financial** difficulties* (participle form + type)

*two **excellent public tennis** courts* (opinion + type + purpose)

NOTE

a These rules are not absolute. The order can sometimes be different. We sometimes prefer to put a short adjective before a long one.

*a **big horrible** building*

- b *Old* and *young* referring to people often come next to the noun.  
*a dignified old lady*     *a pale young man*  
Here *old* and *young* are unstressed,
- c Words for material are mostly nouns (*brick*), but some are adjectives (*wooden*).  
Words for type can be adjectives (*chemical*) or nouns (*money problems*). Words for purpose are nouns (*alarm clock*) or gerunds (*walking boots*).

b In general, the adjective closest to the noun has the closest link in meaning with the noun and expresses what is most permanent about it. For example, in the phrase *two excellent public tennis courts*, the word *tennis* is closely linked to *courts*, whereas *excellent* is not linked so closely. The fact that the courts are for tennis is permanent, but their excellence is a matter of opinion.

- c When two adjectives have similar meanings, the shorter one often comes first.  
*a bright, cheerful smile*     *a soft, comfortable chair*

Sometimes two different orders are both possible.  
*a peaceful, happy place/a happy, peaceful place*

## 2 *And* and *but* with attributive adjectives

- a We can sometimes put *and* between two adjectives.  
*a soft, comfortable chair*     *a soft and comfortable chair*  
But we do not normally use *and* between adjectives with different kinds of meanings.

*beautiful golden sands* (opinion, colour)

- b We use *and* when the adjectives refer to different parts of something.  
*a black and white sweater* (partly black and partly white)

We use *but* when the adjectives refer to two qualities in contrast.  
*a cheap but effective solution*

## 3 Predicative adjectives

- a The order of predicative adjectives is less fixed than the order before a noun. Except sometimes in a literary style, we use *and* before the last adjective.  
*The chair was soft and comfortable.*

Adjectives expressing an opinion often come last.  
*The city is old and beautiful.*

NOTE

We can use *nice* and *lovely* in this pattern with *and*.  
*The room was nice and warm.* (= nicely warm)

- b We can use *but* when two qualities are in contrast.  
*The solution is cheap but effective.*



## 203 *Amusing and amused, interesting and interested*

Compare the adjectives in *ing* and *ed*.

*The show made us laugh. It was very **amusing**.*

*The audience laughed. They were very **amused**.*

*I talked to a very **interesting** man.*

*I was **interested** in what he was telling me.*

*I find these diagrams **confusing**.*

*I'm **confused** by these diagrams.*

*This weather is **depressing**, isn't it?*

*Don't you feel **depressed** when it rains?*

Adjectives in *ing* express what something is like, the effect it has on us. For example, a show can be *amusing*, *interesting* or *boring*. Adjectives in *ed* express how we feel about something. For example, the audience can feel *amused*, *interested* or *bored*.

Some pairs of adjectives like this are:

*alarming/alarmed*

*exciting/excited*

*amusing/amused*

*fascinating/fascinated*

*annoying/annoyed*

*puzzling/puzzled*

*confusing/confused*

*relaxing/relaxed*

*depressing/depressed*

*surprisingly/surprised*

*disappointing/disappointed*

*tiring/tired*

NOTE These words have the same form as active and passive participles. • 137

## 204 *The + adjective*

### 1 Social groups

- a We can use *the* + adjective to refer to some groups of people in society.

*In the England of 1900 little was done to help **the poor**. (= poor people)*

*Who looks after **the old** and **the sick**? (= old people and sick people)*

*The poor* means 'poor people in general'. It cannot refer to just one person or to a small group. Here it means 'poor people in England in 1900'. *The poor* is more impersonal than *poor people*.

*The* + adjective takes a plural verb.

*The old **are** greatly respected.*

- b Here are some examples of adjectives used in this way.

Social/Economic: *the rich, the poor, the strong, the weak, the hungry,*

*the (under)privileged, the disadvantaged, the unemployed, the homeless*

Physical/Health: *the blind, the deaf, the sick, the disabled, the handicapped,*

*the living, the dead*

Age: *the young, the middle-aged, the elderly, the old*

The adjective can be modified by an adverb.

*the **very** rich    the **severely** disabled*

Some adjectives normally take an adverb.

*the **more/less** fortunate    the **mentally** ill*

NOTE

a In a **few** contexts, *the* + adjective can mean a specific group rather than people in general.

*The injured were taken to hospital.*

b A few adjectives can come after *a/an* to mean a specific person.

*Now a superstar, she was **an unknown** only two years ago.*

c There are a few adjectives that we can use as nouns, such as colour words. They take *s* in the plural.

*a **black** (= a black person)    the **Greens** (= supporters of the green movement)*

d For *the **French***, • 288.

## 2 Abstract qualities

- a We can use some adjectives after *the* to refer to things in general which have an abstract quality.

*There are a lot of books on **the supernatural**.*

*The human race has a great thirst for **the unknown**.*

*The supernatural* means 'supernatural happenings in general'. Other examples:

*the mysterious, the unexplained, the absurd, the ordinary, the old, the new.*

The noun phrase takes a singular verb.

*The new **drives out** the old.*

- b A few adjectives can have a more specific meaning.

***The unexpected** happened. (= something that was unexpected)*

*Have you heard **the latest**? (= the latest news)*

Also: *fear the worst, hope for the best, in the dark*

- c We use *the* + adjective + *thing* to talk about a particular quality or aspect of a situation. This usage is rather informal.

*It was an amusing sight, but **the annoying thing** (about it) was that I didn't have my camera with me.*

We cannot leave out *thing* here.

# 25

## Adverbials

### 205 Summary

Introduction to adverbials • 206

An adverbial can be an adverb phrase, prepositional phrase or noun phrase.

*Luckily the money was **on my desk** when I arrived **this morning**.*

Adverb forms • 207

Many adverbs end in *ly*: *quietly, finally, certainly*. There are some pairs of adverbs like *hard and hardly* with different meanings.

The position of adverbials • 208

Some adverbials come next to the word or phrase they modify.

*those people **over there** **really** nice*

Some adverbials modify a verb or a whole clause. They come in front, mid or end position.

Front                      Mid                      End  
***Today** the train **actually** left **on time**.*

Types of adverbial

Adverbs of manner • 209

*slowly, with a smile* (how?)

Place and time • 210

*here, at the post office* (where?)

*yesterday, next week* (when?)

*ages, for three weeks* (how long?)

Adverbs of frequency • 211

*often, every week* (how often?)

Adverbs of degree • 212

*very, a bit* (how?)

Focus and viewpoint • 213

*only, especially*

*medically, from a political point of view*

Truth adverbs • 214

*probably, on the whole*

**Comment adverbs • 215**

*luckily, to our amusement*

**Linking adverbs • 216**

*also, on the other hand*

NOTE

For phrasal verbs, e.g. *Switch the light off*, • 230.

For means, e.g. *I cut it with a knife*, • 228(5).

For function/role, e.g. *I use this room as my office*, • 228(6).

For *where, when, why* and *how* in questions, • 27, and as relative adverbs, • 279.

## 206 Introduction to adverbials

In this real conversation Liz is telling a friend how she and Tony were stopped by the police.

STOPPED BY THE POLICE

Liz: *It was **at about eleven o'clock at night**, and **at that sort of time** the police are **always** looking for people who've been drinking. And I can remember **very well** that we were **in a hurry** to get **home** because Catherine was **with a babysitter**, but she wasn't **at home**, she was **in someone else's house**, and we wanted to get **back** before they were ready to go **to bed**. Do you remember?*

Tony: *We'd been **to the cinema**.*

Liz: *Mhm. And I can remember...*

Tony: *Hadn't had a drink **for days**.*

Liz: *No. I can remember distinctly that you were going **very very slowly** as you saw the police car **in front of you**, and **then** you said **in a very impatient fashion**, 'Oh, they're doing this **on purpose**. They're going **very slowly**. I will overtake them.' You overtook them, and **sure enough** they thought that that was worth stopping you for. So they did.*

Tony: *So they got **out**, and they inspected the car **thoroughly in a very officious manner**.*

(from M. Underwood and P. Barr *Listeners*)

1 An adverbial can have these forms.

Adverb phrase: *You were going **very slowly**.  
We wanted to get **back**.*

Prepositional phrase: *Catherine wasn't **at home**.  
You saw the police car **in front of you**.*

Noun phrase: *We wanted to get **home**.  
It happened **last week**.*

2 Sometimes an adverbial is necessary to complete a sentence.

*Catherine was **with a babysitter**. We'd been **to the cinema**.*

But very often the adverbial is an extra element.

*I can remember **very well**. You saw the police car **in front of you**.*

For details, • 12.

Putting in an extra adverbial adds something to the meaning. For example, it can tell us how, when or where something happened.

- 3 An adverbial can modify different parts of the sentence.

*The car **in front of us** was a police car.*

*You were getting **really** impatient.*

*They were going **very** slowly.*

*They inspected the car **thoroughly**.*

***Then** you decided to overtake.*

Here the adverbials add information about the noun *car*, the adjective *impatient*, the adverb *slowly*, the action *inspected the car* and the clause *you decided*.

## 207 Adverb forms

- 1 Some adverbs are unrelated to other words, e.g. *always, soon, very, perhaps*. But many adverbs are formed from an adjective + *ly*, e.g. *quick quickly, certain certainly*.

### NOTE

There are some spelling rules for adverbs in *ly*.

*Y* changing to *i*: *easy easily* • 294

Adjectives ending in consonant + *le*: *probable probably* • 292(5)

Adjectives ending in *ic*: *magic magically* • 292(5)

- 2 We cannot add *ly* to an adjective which already ends in *ly*. Instead we can either use a prepositional phrase with *manner/way/fashion*, or we can use another adverb.

*We received a **friendly greeting**. They greeted us **in a friendly manner**.*

NOT *friendlily*

*That isn't very **likely**.*

*That **probably** won't happen.*

Some adjectives in *ly* are *friendly, lively, lovely, silly, ugly, cowardly, lonely, costly, likely*.

### NOTE

Some adjectives ending in *ed* have no adverb form.

*The woman stared in **astonishment**, NOT **astonishedly***

But those ending in *ted* can take an *ly* ending.

*The crowd shouted **excitedly**.*

- 3 Some adverbs have the same form as adjectives.

Adjective

Adverb

*Louise caught the **fast** train.*

*The train was going quite **fast**.*

*We didn't have a **long** wait.*

*We didn't have to wait **long**.*

*I had an **early** night.*

*I went to bed **early**.*

Other adverbs like this are *walk **straight**, sit **still** and bend **low***. For *hard, hardly, late, lately* etc, • (5).

- 4 Sometimes the adverb can be with or without *ly*. It is more informal to leave out *ly*.

*You can buy cassettes **cheap/cheaply** in the market.*

*Do you have to talk so **loud/loudly**?*

*Get there as **quick/quickly** as you can.*

*Go **slow/slowly** here.*

*Cheap(ly), loud(ly), quick(ly) and slow(ly)* are the most common. Others are *direct(ly), tight(ly) and fair(ly)*. For American usage, • 305(2).

## NOTE

- a We use the form without *ly* only in common expressions, e.g. *talk so loud, go slow, fly direct, play fair*. We use *ly* with longer or less common expressions.  
Do you have to rustle that newspaper so **loudly**? We need to take action **quickly**.
- b *Right* and *wrong* are adverbs of manner, but *rightly* and *wrongly* express a comment.  
I'll try to do it **right** this time.  
Helen decided **rightly** to call the police.
- c *First* and *last* are both adjectives and adverbs.  
Karen took **first** place/came **first** in the race.  
*Firstly* and *lastly* are linking adverbs.  
*First/Firstly*, I'd like to thank you all for coming.

- 5 There are some pairs such as *hard* and *hardly* which have different meanings.
- |  |  |
|--|--|
| <i>You've all worked <b>hard</b>.</i>                          | <i>I've got <b>hardly</b> any money.</i><br>( <i>hardly any</i> = almost no) |
| <i>There's a bank quite <b>near</b>.</i>                       | <i>We've <b>nearly</b> finished.</i> (= almost)                              |
| <i>I often stay up <b>late</b>.</i>                            | <i>I've been unwell <b>lately</b>.</i> (= recently)                          |
| <i>The plane flew <b>high</b> above the clouds.</i>            | <i>The theory is <b>highly</b> controversial.</i> (= very)                   |
| <i>Submarines can go very <b>deep</b>.</i>                     | <i>Mike feels very <b>deeply</b> about this.</i>                             |
| <i>Airline staff travel <b>free</b>.</i><br>(= without paying) | <i>The prisoners can move around <b>freely</b>.</i><br>(= uncontrolled)      |
| <i>This ear hurts the <b>most</b>.</i>                         | <i>We <b>mostly</b> stay in.</i> (= usually)                                 |
- 6 *Hourly, daily etc* are formed from *hour, day, week, month* and *year*. They are both adjectives and adverbs.  
*It's a **monthly** magazine.* *It comes out **monthly**.*
- 7 *Good* is an adjective, and *well* is its adverb.  
*Roger is a **good** singer, isn't he?*  
*Roger sings **well**, doesn't he?* NOT *He sings good.*  
But *well* is also an adjective meaning 'in good health'.  
*I was ill, but I'm **well**/I'm all right now.*  
*How are you? ~ Very **well**, IFine, thank you.*

NOTE We use *well* in expressions such as *well organized, well deserved* and *well known*.

## 208 The position of adverbials

The position of an adverbial depends on what it modifies. It can modify a word or phrase or a whole clause. Its position also depends on what type of adverbial it is and whether it is a single word or a phrase.

### 1 Modifying a noun, adjective or adverb

- a An adverbial which modifies a noun usually goes after it.  
*The shop on the corner is closed.*  
*Who's the girl with short hair?*  
*Those people outside are getting wet.*  
For more examples, • 148.
- b An adverb which modifies an adjective or adverb usually goes before it. • 212  
*That's very kind of you. We heard the signal fairly clearly.*

## 2 Front position, mid position and end position

When an adverbial modifies a verb or a whole clause, there are three main places we can put it.

Front: **Really**, I can't say.

Mid: I can't **really** say.

End: I can't say, **really**.

Sometimes we can also put an adverbial after the subject. • (4) Note c  
*I really can't say.*

## 3 Front position

**Sure enough**, the police car stopped us.

**Just** hold on a moment.

**In the end** our efforts will surely meet with success.

Front position is at the beginning of a clause. Most types of adverbial can go here.

We often put an adverbial in front position when it relates to what has gone before.

*You were getting impatient. And **then** you decided to overtake.*

For an example text, • 49(1).

### NOTE

A prepositional phrase can sometimes be the subject.

***Along that path** is the quickest way. **After lunch** is usually a quiet time.*

For *there + be*, • 50.

## 4 Mid position

*The police are **always** looking for people at this time.*

*This stereo is **definitely** faulty.*

*I **usually** enjoy maths lessons.*

Mid position is after an auxiliary verb, after the ordinary verb *be* on its own, or before a simple-tense verb.

Subject	(Auxiliary) ( <i>be</i> on its own)	Adverb	(Verb)
<i>It</i>	<i>doesn't</i>	<b>often</b>	<i>rain in the Sahara.</i>
<i>We</i>	<i>'ve</i>	<b>just</b>	<i>booked our tickets.</i>
<i>The news</i>	<i>will</i>	<b>soon</b>	<i>be out of date.</i>
<i>You</i>	<i>were</i>	<b>probably</b>	<i>right.</i>
<i>You</i>		<b>probably</b>	<i>made the right decision.</i>
<i>I</i>		<b>always</b>	<i>get the worst jobs.</i>

Most types of short adverbial can go here, especially adverbs of frequency (*often*), but not phrases.

NOT *I every time get the worst jobs.*

a In a question there is inversion of subject and auxiliary.

*Have you **just** booked your tickets? Why do I **always** get the worst jobs?*

b If there are two auxiliaries, then mid position is usually after the first one.

*We've **just been** queuing for tickets. The shops **will soon be** closing.*

But adverbs of manner and some adverbs of degree go after the second auxiliary.

*We've **been patiently** queuing for tickets. You **could have completely** spoilt everything.*

- c We sometimes put an adverb after the subject and before the verb phrase. This happens especially with a negative (*probably doesn't*) or when there is stress (*really 'are*).
- It **probably** doesn't matter very much.*  
*You **really** are serious, aren't you?*
- An adverb also goes before *have to*, *used to* and *ought to*.  
*I **never** have to wait long for a bus.*
- Sometimes the position can affect the meaning. Compare these sentences.  
*They **deliberately didn't** leave the heating on.* (They left it off on purpose.)  
*They **didn't deliberately** leave the heating on.* (They left it on by mistake.)

## 5 End position

- a *I hadn't had a drink **for days**.*  
*The police were driving **very slowly**.*  
*They're doing this **on purpose**.*
- Most types of adverbial can come here, especially prepositional phrases.
- b If there is an object, then the adverbial usually goes after it.  
*I wrapped the parcel **carefully**, NOT I wrapped carefully the parcel.*  
*We'll finish the job **next week**, NOT We'll finish next week the job.*  
But a short adverbial can go before a long object.  
*I wrapped **carefully** all the glasses and ornaments.*  
Here the adverb of manner can also go in mid position.  
*I **carefully** wrapped all the glasses and ornaments.*
- c We often put an adverbial in end position when it is new and important information.  
*There was a police car in front of us. It was going **very slowly**.*

### NOTE

When there are two clauses, the position of the adverb can affect the meaning.

*They agreed **immediately** that the goods would be replaced.* (an immediate agreement)

*They agreed that the goods would be replaced **immediately**.* (an immediate replacement)

## 6 Order in end position

- a Sometimes there is more than one adverbial in end position. Usually a shorter adverbial goes before a longer one.  
*Sam waited **impatiently outside** the post office.*  
*We sat **indoors most of the** afternoon.*  
*They inspected the car **thoroughly in a very officious** manner.*
- b When there is a close link in meaning between a verb and adverbial, then the adverbial goes directly after the verb. For example, we usually put an adverbial of place next to *go*, *come* etc.  
*I **go to work** by bus. Charles **came home** late.*
- c Phrases of time and place can often go in either order.  
*There was an accident **last night on the by-pass**.*  
*There was an accident **on the by-pass last night**.*

### NOTE

A smaller place usually comes before a larger one.

*They live **in a bungalow near** Coventry.*



Manner, time and place usually come before frequency.

*I can find my way around **quite easily, usually.***

*Sarah gets up **early occasionally.***

In more careful English, the adverb of frequency would come in mid position.

*I can **usually** find my way around quite easily.*

When a truth, comment or linking adverb comes in end position, it is usually last, a kind of afterthought.

*Phil's had to stay late at work, **perhaps.***

*Someone handed the money in at the police station, **incredibly.***

*Wendy is a member. She doesn't go to the club very often, **however.***

## 209 Adverbs of manner

### 1 Adjectives and adverbs

a Look at these examples.

Adjective

Adverb

*Kevin had a **quick** snack.*

*He ate **quickly.***

*Kate is **fluent** in Russian.*

*She speaks Russian **fluently.***

*Think of a **sensible** reply.*

*Try to reply **sensibly.***

An adjective modifies a noun (*snack*). An adverb of manner modifies a verb (*ate*).

Most adverbs of manner are formed from an adjective + *ly*. For adverbs without *ly*,

- 207(3-4).

b Compare the different types of verb.

Linking verb + adjective

Action verb + adverb

*The inspector **was polite.***

*She **listened politely.** NOT *She listened polite.**

Linking verbs are *be, seem, become, look, feel* etc. • 9. Some verbs can be either linking verbs or action verbs.

Linking verb + adjective

Action verb + adverb

*The speaker **looked nervous.***

***He looked nervously** round the room.*

*The milk **smelled funny.***

*Dave **smelled the milk suspiciously.***

*The atmosphere **grew tense.***

*The plants **grew rapidly.***

### 2 Prepositional phrases

We can often use a prepositional phrase to express manner.

*Handle **carefully/with care.** They were doing it **deliberately/on purpose.***

*They inspected the car **officially/in an officious manner.***

NOTE

We can often use an adjective or adverb in the prepositional phrase.

*It must be handled **with great care.***

*They inspected the car **in an extremely officious manner.***

### 3 Position

- a We put an adverbial of manner mainly in end position, • 208(5). These are real examples from stories.

*'I didn't know whether to tell you or not,' she said **anxiously**.*  
*The sun still shone **brightly** on the quiet street.*  
*We continued our labours **in silence**.*

NOTE

An adverb of manner can also modify an adjective.

*The team were **quietly** confident.      The dog lay **peacefully** asleep.*

- b The adverbial can sometimes come in front position for emphasis. • 49(1c)  
***Without another word**, he walked slowly away up the strip.*

## 210 Place and time

### 1 Position

- a Adverbials of place and time often go in end position.

*The match will be played **at Villa Park**.*  
*The President made the comment to reporters **yesterday**.*  
*A Norwegian ferry was being repaired **last night** after running aground **in the Thames**.*  
*The office is closed **for two weeks**.*

For more than one adverbial in end position, • 208(6).

- b They can also go in front position.

*I've got two meetings tomorrow. And **on Thursday** I have to go to London.*  
For details and an example text, •49(1).

- c Some short adverbials of time can go in mid position.

*I've **just** seen Debbie.      We'll **soon** be home.*  
These include *now*, *then*, *just* (= a short time ago), *recently*, *soon*, *at once*, *immediately*, *finally*, *since*, *already*, *still* and *no longer*.

- d An adverbial of place or time can modify a noun.

*The radiator **in the hall** is leaking.*  
*Exports **last year** broke all records.*

### 2 *Yet, still and already*

- a We use *yet* for something that is expected.

*Have you replied to the letter **yet**? ~ No, **not yet**.*  
*I got up late. I haven't had breakfast **yet**.*  
*Yet* comes at the end of a question or negative statement.

NOTE

We can use *yet* in mid position, but it is a little formal.

*We have **not yet** reached a decision on the matter.*

- b We use *still* for something going on longer than expected. In positive statements and questions it goes in mid position.

*I got up late. I'm **still** having breakfast.*

*Does Carl **still** ride that old motor-bike he had at college?*

In negative statements *still* comes after the subject.

*The child **still** hasn't learnt to read.*

This is more emphatic than *The child hasn't learnt to read yet.*

NOTE

*Still* can go after a negative auxiliary when we express surprise. Compare these sentences.

*I **still** don't feel well.* (= I still feel ill.)

*You don't **still** feel sick, do you?* (= I am surprised that you still feel sick.)

- c We use *already* for something happening sooner than expected. We use it mainly in mid position in positive statements and questions.

*I got up early. I've **already** had breakfast.*

*Have you **already** replied to the letter? ~ Yes, I have. ~ That was quick. It only came yesterday.*

*Already* in end position has more emphasis.

*Good heavens! It's lunch time **already**.*

*Have you typed the whole report **already**?*

NOTE

*Already* can go after the subject and before a stressed auxiliary.

*I **already** have typed the report, I tell you.*

### 3 *No longer, any more and any longer*

- a We use *no longer* for something coming to an end. It goes in mid position.

*Mrs Hicks **no longer** works at the town hall.*

*No longer* is a little formal. In informal speech we use *any more*. It goes in end position in a negative sentence.

*Barbara doesn't work at the town hall **any more**.*

- b We often use *any longer* in a negative sentence for something that is about to end.

*I'm not going to wait **any longer**.*

### 4 *Long and far*

- a We normally use the adverbs *long* and *far* only in questions and negative statements.

*Have you been waiting **long**? It isn't **far** from here to the motorway.*

In positive statements we use *a long time/way*.

*I had to wait **a long time**/ wait ages. It's **a long way** to Vladivostok.*

- b But we use *long* and *far* after *too*, *so* and *as*, and with *enough*.

*The speech went on **too long**.*

*I'm annoyed because I've had to wait **so long**/such a long time.*

*Let's go back now. We've walked **far enough**.*

NOTE

We can also use the comparative and superlative forms in positive statements.

*The journey takes **longer** in the rush hour. You threw the ball **furthest**.*

## 5 After

We do not often use *after* on its own as an adverb.

*We all went to the cinema and then **afterwards** to a pizza restaurant.*

*The talk lasted half an hour. Then/After **that** there was a discussion.*

But we can say *the day/week after*.

*I sent the form off, and I got a reply the week **after**/a week **later**.*

## 211 Adverbs of frequency

- 1 An adverb of frequency usually goes in mid position.

*The bus doesn't **usually** stop here. I can **never** open these packets.*

*It's **always** cold up here. I **often** get up in the night.*

Some adverbs of frequency are *always*; *normally*, *generally*, *usually*; *often*, *frequently*; *sometimes*, *occasionally*; *seldom*, *rarely*; *never*.

## NOTE

- a The adverb can sometimes go after the subject and before a negative auxiliary. Compare these sentences.

*I **don't often** have breakfast.* (= I seldom have breakfast.)

*I often **don't have** breakfast.* (= I often go without breakfast.)

*Sometimes* goes before a negative auxiliary.

*You **sometimes can't** get a table here.*

- b *Seldom* and *rarely* are a little formal. In informal speech we use *not often*.

*I **don't often** play cards.*

- c *Never* is a negative word. • 17(4)

*I've **never** felt so embarrassed in my life. Will you **never** learn?*

We use *ever* mainly in questions.

*Have you **ever** done any ballroom dancing? ~ No, never.*

But we can also use *ever* with negative words.

*I **haven't ever** felt so embarrassed.*

*You **hardly ever** buy me flowers.*

*Ever* can add emphasis to the negative.

***No one ever** said that to me before.*

***Nothing ever** happens in this place.*

*I **never ever** want to see that awful man again.*

We can also use *ever* in conditions and comparisons.

*If you **ever** feel like a chat, just drop in.*

*James swam **faster than** he'd **ever** done before.*

*If* can go before the subject.

***If ever** you feel like a chat, just drop in.*

We do not normally use *ever* in positive statements.

*I **always** have lots to do. NOT I ever have lots to do.*

- 2 *Normally*, *generally*, *usually*, *frequently*, *sometimes* and *occasionally* also go in front or end position.

***Normally** I tip taxi-drivers. My sister comes to see me **sometimes**.*

*Often*, *seldom* and *rarely* can go in end position, especially with e.g. *very* or *quite*.

*Doctors get called out at night **quite often**.*

*A lot* (= often) goes in end position.

*We go out **a lot** at weekends.*

## NOTE

- a *Always*, *never* and *often* in front position are emphatic.

***Always** the ghost appeared at the same time.*

We can use *always* and *never* in instructions.

***Never** try to adjust the machine while it is switched on.*

- b For *never*, *seldom* and *rarely* with inversion, • 17(6c).

- 3 We can also use a phrase with *every*, *most* or *some* to express frequency.

These phrases can go in front or end position.

**Every summer** we all go sailing together.

The dog has to have a walk **every day**.

The postman calls **most days**.

**Some evenings** we don't have the television on at all.

We can also use *once*, *twice*, *three times* etc.

The committee meets **once a month**.

Two tablets to be taken **three times a day**.

Paul has been married **several times**.

#### NOTE

Compare *often* and *several times*.

We've **often** been skiing. (= many times over a long period)

We've been skiing **several times**. (= perhaps four or five times)

- 4 The adverbs *daily* (= every day), *weekly* etc go in end position.

Are you paid **weekly or monthly**?

## 212 Adverbs of degree

### 1 Modifying an adjective or adverb

- a We can use an adverb of degree before some adjectives and adverbs.

+ Adjective: *It's **very** cold. I'm **so** tired.*

*You're **absolutely** right. These are **rather** expensive.*

*We're **a bit** busy today. It wasn't **at all** interesting.*

+ Adverb: *I come here **quite** often. I saw her **fairly** recently.*

*We **hardly** ever go out. He agreed **somewhat** reluctantly.*

Here are some common adverbs of degree.

Full degree: *completely, totally, absolutely, entirely, quite*

Large degree: *very, extremely, really, awfully, terribly*

Medium degree: *rather, fairly, quite, pretty, somewhat*

Small degree: *a little, a bit, slightly*

Negative: *hardly, scarcely • 17(4), at all*

Others: *so, as; too; more, most, less, least • 220*

We can also use a fraction or percentage.

*The bottle is only **half** full.*

*The forecast was **eighty per cent** accurate.*

#### NOTE

- a We use *completely*, *totally*, *absolutely* etc with words expressing a full or large degree.

*This tin opener is **completely** useless. (useless = absolutely no use)*

*We are **absolutely** delighted at the news. (delighted = very pleased)*

We do not normally use *very* or *extremely* with these words.

*It's **very** unsatisfactory. NOT It's very useless.*

*We were **extremely** pleased. NOT We were extremely delighted:*

Some words that do not normally take *very* or *extremely* are: *amazed, amazing, appalled, appalling, awful, complete, delighted, dreadful, essential, false, fascinated, horrible, ideal, impossible, incredible, magnificent, marvellous, perfect, terrible, terrific, useless.*

- b After a phrase with *very* we can put *indeed* for extra emphasis.

*It's **very** cold **indeed** today.*

- c We often use *very* with a negative.  
*These photos aren't very good.*  
 This is more usual than *These photos aren't good* or *These photos are bad*.
- d Instead of *really* we can use *real* in informal speech, especially in American English.  
*It's real cold today.*
- e *Pretty* and *a bit* are informal.
- f *Somewhat*, *a little*, *a bit* and *slightly* have an unfavourable sense.  
*The carriage was somewhat crowded.*  
*I felt a bit sick.*  
 But we can use them with comparatives in a favourable sense.  
*I felt a bit better/somewhat more cheerful.*
- g *At all* can also go in end position.  
*It wasn't interesting at all.*  
 For phrases used to emphasize a negative, • 17(6b).
- h In informal English we can use *that* instead of *so* in a negative sentence.  
*No, they don't own an aeroplane. They aren't that rich.*
- i We can use *much*, *far* or *rather* to modify *too*.  
*This coat is much too big for me.*
- j For *twice/three times as expensive*, • 194(2).

- b *Enough* comes after the adjective or adverb it modifies.  
*Are you warm enough?*  
*Steve didn't react quickly enough.*

Compare *too* and *enough*.

*It's too small* (for me)./ *It isn't big enough* (for me).

NOTE

Compare *enough* as adverb and as quantifier.

*I'm not rich enough./I haven't enough money.*

## 2 Modifying a comparative adjective or adverb

*This new sofa is much nicer than the old one. NOT very nicer*

*Come on. Try a bit harder.*

*The alternative route was no quicker.*

Before a comparative we can use (*very*) *much*, *a lot*; *rather*, *somewhat*; *a little*, *a bit*, *slightly*; *three times* etc.

## 3 Modifying a superlative

*It was just about the nicest holiday I could have imagined.*

*We offer easily the best value/by far the best value.*

NOTE

The adverb can sometimes come after the phrase with a superlative.

*We offer the best value by far.*

## 4 *So/such, quite* and *too*

We can use most adverbs of degree with an attributive adjective.

*that very tall girl    my fairly low score    a rather nice restaurant*

But after *a/an* we do not normally use *so* or *quite*.

*She's such a tall girl. NOT a so tall girl*

*It's quite an old book. (a quite old book is less usual)*

*Too* or *as* and the adjective go before *a/an*.

*You've cut **too short a piece**, NOT a too short piece*

*I know just **as quick a way**. NOT a just as quick way*

We can use *so* in the same way, although the pattern with *such* is more usual.

*I don't like to criticize **so famous an artist**.*

*I don't like to criticize **such a famous artist**.*

#### NOTE

a We can use *rather* in both patterns.

*We had **a rather long wait/rather a long wait**.*

b We can use *such* and *rather* + *a/an* + noun without an adjective.

*That man is **such an idiot**. It's **rather a pity** you won't be here.*

We can also use *a bit of*.

*Sorry. The flat's in **a bit of a mess**.*

*Quite* in this pattern means something large or special.

*We had **quite a wait**. That was **quite a party**.*

The meaning is the same as *That was **some party***. • 179(5c)

## 5 *Quite* and *rather*

### a Stress

In these examples with *quite*, the adjective is stressed.

*It's quite **'warm** today.* (It's warmer than expected.)

*Your friends are quite **'rich**.* (They've got a lot of money.)

If we stress *quite*, we limit the force of the adjective.

*It's **'quite** warm.* (but not as warm as expected)

*Things went **'quite** well.* (but not as well as I'd hoped)

NOTE We do not stress *rather*.

### b *Quite* warm/*rather* cold

When we make a favourable comment, we usually prefer *quite* to *rather*. *Quite* is unstressed.

*It's **quite pleasant** here. It was **quite a good** party.*

In unfavourable comments, we usually prefer *rather*, but *quite* is possible.

*It's **rather/quite depressing** here. It was **rather/quite a dull** party.*

*It was **rather/quite inconvenient** having to change trains twice.*

*Rather* in a favourable comment often means 'to a surprising or unusual degree'.

*I expected the party to be dull, but it was actually **rather** good.*

*The test paper was **rather** easy.* (It isn't usually so easy.)

### c Two meanings of *quite*

*Quite* + adjective can express a medium degree or a full degree, depending on the kind of adjective.

Medium degree: 'fairly'

Full degree: 'completely'

*The task is **quite difficult**.*

*The task is **quite impossible**.*

*The film was **quite good**.*

*The film was **quite brilliant**.*

*I feel **quite tired**.*

*I feel **quite exhausted**.*

With adjectives like **difficult**, we can use different degrees: **fairly difficult**, **a bit difficult**, **very difficult**, **more difficult** etc. Adjectives like *impossible* and *brilliant* already mean a full or large degree. An impossible task is *completely* out of the question; a brilliant film is *very* good.

*Quite* means 'completely' before these adjectives:

<i>absurd</i>	<i>brilliant</i>	<i>disgusting</i>	<i>fascinated</i>	<i>perfect</i>
<i>alone</i>	<i>certain</i>	<i>dreadful</i>	<i>fascinating</i>	<i>ridiculous</i>
<i>amazed</i>	<i>dead</i>	<i>empty</i>	<i>horrible</i>	<i>right</i>
<i>amazing</i>	<i>delicious</i>	<i>extraordinary</i>	<i>impossible</i>	<i>sure</i>
<i>appalled</i>	<i>determined</i>	<i>exhausted</i>	<i>incredible</i>	<i>true</i>
<i>appalling</i>	<i>different</i>	<i>exhausting</i>	<i>magnificent</i>	<i>useless</i>
<i>awful</i>	<i>disgusted</i>	<i>false</i>	<i>marvellous</i>	<i>wrong</i>

## NOTE

a We can sometimes use *fairly* etc with some of the adjectives listed above, especially in informal speech.

*The task is fairly impossible. I feel pretty exhausted.*

But **quite** *impossible/exhausted* etc always means 'completely'.

b *Not quite* means 'not completely'.

*What you said is not quite true.* (= almost true)

c *Quite* + *like/enjoy/want* = *fairly*.

*I quite enjoyed the film. It was quite good.*

*Quite* + *agree/understand* = *completely*.

*I quite agree. You're quite right.*

## 6 Modifying a preposition

Some adverbs of degree can modify a preposition.

*The offices are right in the centre of town.*

*I'm not very up to date, I'm afraid.*

For more examples, • 224(3).

## 7 Modifying a verb

a We can use an adverb of degree to modify a verb.

*I'm really enjoying myself.*

*We were rather hoping to have a look round.*

*The doorman absolutely refused to let us in.*

*The suitcase was so heavy I could hardly lift it.*

In mid position we can use *absolutely*, *completely*, *totally*; *just*, *really*; *almost*, *nearly*; *hardly*, *scarcely*; *quite*, *rather*.

*Absolutely*, *completely*, *totally* and *rather* can also go in end position.

*I completely forgot the time. / I forgot the time completely.*

## NOTE

The adverb goes before a stressed auxiliary • 208(4) Note c, and also sometimes before a negative auxiliary.

*I just don't know what to do. The driver almost didn't see the red light.*

b We often use an adverb of degree before a passive participle.

*The car was badly damaged in the accident.*

*Our schedule was completely disrupted by the changes.*



- c Some adverbs go in end position when they modify a verb.

*During the speech my attention wandered **a lot**.*

*This tooth aches **terribly**.*

These are *a lot, very much; a bit, a little, slightly; somewhat; terribly, awfully; more, (the) most.*

- d We can use *much* or *very much* in a negative sentence or question, but we cannot use *much* on its own in a positive statement.

Negative: *I don't like this sweater **much/very much**.*

Positive: *I like this sweater **very much**. NOT *I like this sweater much.**

## 8 Modifying a quantifier

We can use these patterns.

- a *very/so/too + many/much/few/little*  
*There were **so many people** there.*
- b *such/rather/quite + a lot (of)*  
*There were **such a lot of** people there.*  
*We've had **rather a lot of** complaints.*
- c *quite + a few/a bit (of)*  
*We've had **quite a few** complaints.*
- d *almost/nearly + all/every*  
***Almost all** the pudding had been eaten.*
- e *hardly any*  
*There was **hardly any** pudding left.*
- f *a lot/much/a bit/a little/any/no + more/less*  
*Would you like **a bit more** pudding?*

### NOTE

We can use *much, far* or *rather* to modify *too*.

*You've put **far too much** salt in.*

## 213 Focus and viewpoint

### 1 Focus adverbials

We sometimes use an adverb to focus on a particular word or phrase.

*Emily works every day, **even** on Sundays.*

*I don't like alcohol, **especially** beer.*

### NOTE

Compare *even* and *also*.

*Everyone laughed, **even** the teacher.*

*(Everyone includes the teacher.)*

*We've invited the whole class, and **also** the teacher.*

*(The whole class does not include the teacher.)*

## 2 *Only and even*

- a In rather formal or careful English we put *only* and *even* before the word or phrase we want to focus on.

*I knew **only one** of the other guests.*

*Alan always wears shorts. He wears them **even in winter**.*

But in informal English *only* and *even* can be in mid position.

*I **only** knew one of the other guests.*

*Alan **even** wears shorts in winter.*

We stress the word we want to focus on, e.g. *one, winter*.

NOTE

- a *Only* can be an adjective.

*Saturday is the **only** day I can go shopping.*

- b We can use the adverb *just* (= *only*).

*I knew **just** one of the other guests.*

- b When we focus on the subject, we put *only* and *even* before it.  
***Only you** would do a silly thing like that.* (No one else would.)  
***Even the experts** don't know the answer.*

NOTE For *Only then did I realize*, • 17(6c).

- c In official written English, e.g. on notices, *only* comes after the word or phrase it focusses on.

*Waiting limited to **30 minutes only***

## 3 Viewpoint adverbials

These express the idea that we are looking at a situation from a particular aspect or point of view.

***Financially**, things are a bit difficult at the moment.*

*Can you manage **transport-wise**, or do you need a lift?*

*The building is magnificent **from an architectural point of view**, but it's hell to work in.*

***As far as insurance is concerned**, we can fix that up for you.*

NOTE

A viewpoint adverb can also modify an adjective.

The scheme is ***economically** beneficial but **environmentally** disastrous.*

## 214 Truth adverbs

- 1 A truth adverb expresses what the speaker knows about the truth of a statement: how likely it is to be true, or to what degree it is true.

***Perhaps/Maybe** Mandy has missed the bus.*

*You've **certainly/undoubtedly** made a good start.*

*I agree with you **basically**. Service isn't included, **presumably**.*

***Clearly** the matter is urgent. The boxer **allegedly** took drugs.*

Most of these adverbs can go in front, mid or end position. *Certainly, definitely* and *probably* usually go in mid position. But in a negative sentence we put a truth adverb after the subject rather than after the auxiliary.

*You **certainly** haven't wasted any time.*

*Service **presumably** isn't included.*

NOTE For Mandy *might* have missed the bus, • 97.

- 2 We can also use a prepositional phrase.  
*The whole thing is ridiculous **in my opinion**.*  
***Ofcourse** I'll pay you back.*  
*We get on quite well together **on the whole**.*
- 3 We can also use a clause with *I*.  
***I think** the whole thing is ridiculous.*  
*Someone's fused the lights, **I expect**.*  
***I'm sure** you've made a mistake.*

## 215 Comment adverbs

- 1 We use this kind of adverb to make a comment on what we are saying  
***Luckily** no one was killed. (= It was lucky that no one was killed.)*  
*The newspaper wasn't interested in the story, **surprisingly**.*  
*I'm **afraid/Unfortunately** we didn't win anything.*
- 2 We can also use an adverb to comment on someone's behaviour.  
*Dick **wisely** didn't interfere. (= It was wise of Dick not to interfere.)*  
Compare the adverbs of comment and manner.  
***I stupidly** left the car unlocked. (= It was stupid of me.)*  
*The man stared **stupidly**. (= in a stupid manner)*
- 3 We can use a phrase with *to* for someone's feelings about something.  
***To my surprise**, the newspaper wasn't interested in the story.*  
***To Phil's delight**, his plan proved successful.*
- 4 We can comment on why we are saying something.  
***Honestly/To be honest**, I think you're making the wrong decision.*

## 216 Linking adverbs

A linking adverb relates to the previous clause or sentence. It most often goes in front position, but it can go in mid or end position. Here are some real examples.

*But the baby does not just grow bigger and heavier. Its shape and body proportions **also** change as it grows up.*

*When Beethoven was fourteen, he was forced to give lessons to support his parents. **However**, he still found time to take a few violin lessons, and he went on composing.*

*If you pay the bill in full within 25 days you won't be charged interest. **Otherwise** you are charged interest on any balance outstanding.*

Some other linking adverbs are *as well*, *too*, *in addition*, *furthermore*, • 244; *nevertheless*, *on the other hand*, • 246; *therefore*, *consequently*, *as a result*, • 247; *likewise*; *instead*. They have similar meanings to conjunctions such as *and*, *but*, *so* and *if*.

2 Here are some other ways of relating one clause or sentence to another.

- Ordering: *There are two reasons. **Firstly**, I'm not interested, and **secondly**, I haven't got the time.*
- Summing up: ***In conclusion**, I'd like to say a few words about future prospects.*
- Rephrasing: *The matter is under consideration. **In other words**, they're thinking about it.*
- Correcting: *I'll see you tomorrow then. **Or rather** on Monday.*
- Giving examples: *We've got lots of things we could sell. There's the car, **for example**.*
- Picking up a topic: *I think I'll have the sausages. ~ **Talking of** sausages, did you know there's a barbecue on Saturday?*
- Changing the subject: *I had a lovely lunch. ~ Good. **By the way**, where did you put that file?*
- Supporting a statement: *I think I'd better be going. It's past midnight, **after all**.*
- Dismissing something: *I don't know whether we did the right thing. **Anyway**, it doesn't matter now.*
- Comparing: *The government sold the telephone service to private investors. Gas and electricity were privatized **in the same way**.*

# 26

## Comparison

### 217 Summary

#### The comparative and superlative of adjectives • 218

Adjectives can have a comparative form (*newer, more modern*), and a superlative form (*newest, most modern*). Short adjectives take *er/est*, and long ones take *more/most*.

#### The comparative and superlative of adverbs • 219

Adverbs can have a comparative form (*faster, more rapidly*) and a superlative form (*fastest, most rapidly*).

#### *More, most, less, least, fewer and fewest* • 220

We can use *more, most, less* etc to compare quantities.

*There's **more** traffic on a weekday.*

#### Patterns expressing a comparison • 221

We use these patterns to make comparisons.

*The new system is **more** complicated **than** the old one.*

*Nothing is ever **as** simple **as** it seems.*

*Greenland is the largest island **in** the world.*

*It was the **most** embarrassing thing **that** ever happened to me.*

#### Special patterns with the comparative • 222

And we can use these special patterns.

*The people in the queue were getting **more and more impatient**.*

*The **longer** people have to wait, **the more impatient** they get.*

### 218 The comparative and superlative of adjectives

GOLD AND COPPER

*Gold is much **softer** than copper, so it is **easier** to hammer into shape. It is not very strong. A gold knife might look very fine but would not have been much use for skinning a bear, so from early times gold became the metal for ornaments. Copper is much **harder**; it would have been much **more difficult** for early man to shape, but the finished article was **more durable**.*

(from L. Aitchison *The Story of Metals*)

MIDTOWN MANHATTAN

*Midtown Manhattan, which ranges roughly from 34th to 59th Streets and river to river, is a center of superlatives. The **biggest** buildings, **best** restaurants, most art galleries, **brightest** lights, **greatest** concentration of big business, **largest** complex of theaters and concert houses, **best** bargain basements, **most exclusive** couture houses, and the **most** specialized services are all here.*

(from *Fodor's Budget Travel in America*)

### 1 Use

We use these forms to compare the same quality of different things.

*Gold is **softer** than copper.*

*Copper is **more durable**.*

*New York is the **biggest** city in the USA.*

*The **most exclusive** fashion stores are here.*

We can compare, for example, the softness of gold and copper, or the size of New York compared to other cities.

NOTE

a For patterns such as *softer **than** copper, the biggest **in** the USA*, •221.

b The traditional rule is that we use a comparative (*softer, more durable*) for two items, and we use the superlative (*biggest, most exclusive*) for more than two. But in informal English we often use the superlative to refer to one of only two items.

*Which of **these two photos** is better/**best**?*

### 2 Form

a These are the regular forms.

		Comparative	Superlative
Short adjective	<i>soft</i>	<i>softer</i>	<i>softest</i>
Long adjective	<i>exclusive</i>	<i>more exclusive</i>	<i>most exclusive</i>

Short adjectives take *er/est*, and long adjectives take *more/most*. For rules about which adjectives count as short and which as long, • (4).

NOTE

a There are some spelling rules for *er/est*.

No doubling of *e*: *fine finer* • 292(2)

Doubling of some consonants: *hot hottest* • 293

*Y* changing to *i*: *heavy heavier* • 294

b For *less soft, least exclusive*, • 221(2).

c In rather formal English *most* can mean 'very'. Compare *the most* and *a most*.

Superlative: *It's **the most exclusive** store in New York.*

Degree: *It's **a most exclusive** store.* (= very exclusive)

d When we compare two qualities, we use *more*, not *er*.

*I was **more sad than** angry.*

Here are two other ways of saying the same thing.

*I was **not so much** angry **as** sad.*

*I was sad **rather than** angry.*

- b There are a few irregular forms.

	Comparative	Superlative
<i>good</i>	<i>better</i>	<i>best</i>
<i>bad</i>	<i>worse</i>	<i>worst</i>
<i>far</i>	<i>farther/further</i>	<i>farthest/furthest</i>

The **best** restaurants are in Manhattan.

The weather is getting **worse**.

NOTE

a The adjectives *well* (= in good health) and *ill* take these irregular forms.

*Feel a lot **better** now. She looks **worse** today.*

b For *farther/further* and *elder/eldest*, • (5).

### 3 Position

A comparative or superlative adjective can come in the same position as other adjectives.

Attributive: *a **softer** metal*     *the **most** specialized services*

Predicative: *Gold is **softer**.*     *Which building is **tallest**?*

We usually put *the* before a superlative adjective.

*Jupiter is **the** biggest planet.*

*Jupiter is (the) biggest.*

### 4 Long and short adjectives

In general, short adjectives take *er/est* while long ones take *more/most*. One-syllable adjectives count as short and three-syllable adjectives count as long. Most two-syllable adjectives count as long but not all of them.

- a One-syllable adjectives (e.g. *soft, tall*)

These take *er/est* (*softer, softest*). Exceptions are adjectives in *ed* (e.g. *pleased, bored*) and the adjectives *real, right* and *wrong*.

*The film made the story seem **more real**.*

Some one-syllable adjectives of abstract meaning take either *er/est* or *more/most*, e.g. *clear, free, keen, safe, sure, true, wise*.

*I wish I felt **surer/more sure** about what I'm doing.*

- b Two-syllable adjectives (e.g. *useful, happy*)

The following take *more/most* (**more useful, most useful**).

Ending in *ful*: *careful, helpful, hopeful, peaceful, useful*, etc

Ending in *less*: *helpless, useless*, etc

Ending in *ing*: *boring, pleasing, tiring, willing*, etc

Ending in *ed*: *amused, annoyed, ashamed, confused, surprised*, etc

Some others: *afraid, cautious, certain, correct, eager, exact, famous, foolish, formal, frequent, mature, modern, normal, recent*

The following take either *er/est* or *more/most*: *able, common, cruel, feeble, gentle, handsome, narrow, pleasant, polite, simple, sincere, stupid, tired*.

Two-syllable adjectives ending in *y* usually take *er/est* (*happier, happiest*), although *more/most* is possible. Some examples: *dirty, easy, empty, funny, happy, heavy, hungry, lovely, lucky, pretty, silly, thirsty, tidy*.

NOTE

*Happy* etc can still take *er/est*, even with a negative prefix: *unhappier, untidiest*.

Also: *unpleasantest/most unpleasant*.

- c Adjectives of three or more syllables (e.g. *difficult, magnificent*)

These always take *more/most* (**more** *difficult*, **most** *difficult*).

- d Overview

Always *er/est*: Most of one-syllable, e.g. *small*

Usually *er/est*: Two syllables ending in *y*, e.g. *lucky*

Either *er/est* Some of one syllable, e.g. *clear, true*

or *more/most*: Some of two syllables, e.g. *narrow, common*

Always *more/most*: One syllable ending in *ed*, e.g. *pleased*

Most of two syllables, e.g. *careful, boring*

Three or more syllables, e.g. *expensive, magnificent*

## 5 Some special forms

- a *Farther/further* and *farthest/furthest*

These words express distance. We use them as adjectives and adverbs.

*The **farthest/furthest** moon is 13 million kilometres from Saturn.*

*I can't walk any **farther/further**.*

*Further* (but not *farther*) can express quantity.

*Let's hope there are no **further** problems.* (= no more problems)

- b *Older/elder* and *oldest/eldest*

We use *elder* and *eldest* mainly to talk about ages in a family. They go before the noun.

*Have you got an **older/elder** brother?*

*The **oldest/eldest** daughter married a pop singer.*

- c *Latest* and *last*

*Latest* means 'furthest ahead in time' or 'newest'.

*What's the **latest** time we can leave and still catch the train?*

*This jacket is the **latest** fashion.*

*Last* means 'before' or 'final'.

*I had my hair cut **last** week.*

*This is the **last** time I lend anyone my car.*

- d *Nearest* and *next*

*Nearest* means the shortest distance away. *Next* refers to one of a sequence of things coming one after the other.

*Where is the **nearest** phone box?* (= closest, least far)

*We have to get out at the **next** stop.* (= the stop after this)



## 219 The comparative and superlative of adverbs

- 1 Some adverbs have the same form as adjectives, • 207(3-5). They take *er/est*.  
*You'll have to work **harder** if you want to pass the exam.*  
*Let's see who can shoot the **straightest**.*  
*Tim got to work a few minutes **earlier** than usual.*

NOTE

*Soon* also takes *er/est*.

*If we all help, we'll get the job finished **sooner**.*

- 2 There are a few irregular forms.

	Comparative	Superlative
<i>well</i>	<i>better</i>	<i>best</i>
<i>badly</i>	<i>worse</i>	<i>worst</i>
<i>far</i>	<i>farther/further</i>	<i>farthest/furthest</i>

*I find these pills work **best**.*

*My tooth was aching **worse** than ever.*

NOTE For comparison with *far*, • 218(5a).

- 3 Other adverbs take *more/most*. This includes almost all adverbs in *ly*.  
*You'll have to draw the graph **more accurately** than that.*  
*The first speaker presented his case the **most convincingly**.*  
*I wish we could meet **more often**.*

NOTE

Some adverbs can be with or without *ly*. • 207(4)

*I got the bike fairly **cheap/cheaply**.*

Such adverbs have two different comparative and superlative forms.

*You could get one **cheaper/more cheaply** secondhand.*

## 220 *More, most, less, least, fewer and fewest*

We can use these words to compare quantities.

### Plural

*more* (= a larger number)

*You've got **more** cassettes than me.*

*most* (= the largest number)

*You've got the **most** cassettes of anyone I know.*

*fewer* (= a smaller number) • Note

*I buy **fewer** cassettes these days.*

*fewest* (= the smallest number) • Note

*You've got the **fewest** cassettes of anyone I know.*

### Uncountable

*more* (= a larger amount)

*They play **more** music at weekends.*

*most* (= the largest amount)

*This station plays the **most** music.*

*less* (= a smaller amount)

*There's **less** music on the radio at weekends.*

*least* (= the smallest amount)

*This station plays the **least** music.*

## NOTE

The rule is that we use *fewer/fewest* with a plural noun.

*There are fewer cars on the road in winter.*

But *less/least* with a plural noun is common, especially in informal speech.

*There are less cars on the road in winter.*

It is safer for the learner to avoid this usage.

## 221 Patterns expressing a comparison

## MOTELS IN THE USA

*Many motels are every bit as elegant, comfortable, and well-equipped as the most modern hotels. Many have bars, fine restaurants and coffee shops for casual meals and breakfast. If the motel does not have a restaurant, there are always restaurants nearby. Most rooms are furnished with television. Even less expensive motels often have a swimming pool. The price for rooms in motels is usually slightly less than for hotels.*

(from USA Travel Information)

### 1 More, as and less

We can say that something is greater than, equal to or less than something else.

*Most hotels are more comfortable than motels.*

*Some motels are as comfortable as hotels.*

*Some motels are less comfortable than a modern hotel.*

## NOTE

We can make comparisons with *same, like, similar* and *different*.

*Motels are the same as hotels. Motels are like hotels.*

*Motels are similar to hotels. Motels are not very different from hotels.*

The following words can also express a comparison.

*Paris is my favourite city. (= I like it best.)*

*Wood is superior to preferable to plastic as a material. (= better)*

*The car's speed exceeded ninety miles an hour. (= was more than)*

### 2 Less and least

- a *Less and least* are the opposites of *more* and *most*.

*Motels are usually less expensive than hotels.*

*A motel will cost you less.*

*The subway is the least expensive way to get around New York.*

*We go out less often these days.*

## NOTE

We use *less* with both long and short adjectives.

*It's cheaper/less expensive. It's more expensive/less cheap.*

- b Whether we say, for example, *warmer* or *less cold* depends on our point of view.

*It was cold in the house, but it was less cold than outside.*

We choose *less cold* here because we are talking about how cold the house was, not how warm it was. We can express the same thing using a negative sentence with *as*.

*It was cold, but it wasn't as cold as outside.*

In informal English this pattern is more usual. *Less* + adjective can be a little formal.

### 3 As and so

- a We use a positive statement with *as* to say that things are equal.

*Many motels are as comfortable as hotels.*

*My sister is as tall as me.*

NOTE

- a We can use *as* in idiomatic phrases.

*as hard as iron* (= very hard)      *as light as a feather* (= very light)

- b Note this use with numbers and measurements.

*The temperature is often as high as 40 degrees.*

(= The temperature is often 40 degrees, which is very high.)

- b In a negative statement we can use either *as* or *so*.

*Some motels are not as comfortable/not so comfortable as a good hotel.*

*The place isn't as crowded/isn't so crowded in winter.*

*I don't drink as much/so much coffee as you do.*

*Not as/so comfortable* means 'less comfortable'.

- c In attributive position, *as* + adjective goes before *a/an*.

*This isn't as comfortable a hotel as the last one we stayed in.*

*Such* replaces *so* in a phrase with *a/an*.

*This isn't such a comfortable hotel as the last one we stayed in.*

- d We use *as* (not *so*) with the second item in the comparison. After *as* we can use a phrase or clause.

*Copper isn't as valuable as gold.*

*I came as quickly as I could.*

*No one scored as many points as Laura did.*

### 4 Than

After a comparative we can use *than* with a phrase or clause.

*Gold is softer than copper*, NOT *Gold is softer as copper*.

*Going out alone is more difficult for women than for men.*

*The motel was less expensive than I had expected.*

*Flying is a lot quicker than going by train.*

*There were more people in town than usual.*

### 5 Pronouns after *as* and *than*

A pronoun directly after *as* or *than* has the object form unless there is a verb after it.

*I'm not as tall as him/as tall as he is.*

*The other teams played better than us/better than we did.*

NOTE *I'm not as tall as he* is formal and old-fashioned.

### 6 Comparisons without *as* or *than*

We can leave out *as/than* + phrase or clause if the meaning is clear without it.

*I liked the last hotel we stayed in. This one isn't so comfortable.*

*Gold isn't very suitable for making tools. Copper is much harder.*

*It's more difficult to find your way in the dark.*

## 7 Patterns with the superlative

After a superlative we often use a phrase of time or place, an of-phrase or a relative clause.

*It's going to be the most exciting pop festival **ever**.*

*Which is the tallest building **in the world**?*

*Titan is the largest satellite **of all**.*

*It's the most marvellous painting **I've ever seen**.*

*Peter is the least aggressive person **I know**.*

### NOTE

a An of-phrase can come in front position for emphasis.

***Of all Saturn's moons**, Titan is the largest.*

b We sometimes use a pattern with *one of/some of*.

*This building is **one of the** tallest in the world.*

## 8 Much bigger etc

We can use an adverb of degree in patterns expressing a comparison.

*Gold is **much** softer than copper. • 212(2)*

*This is **by far** the best method. • 212(3)*

*Many motels are **every bit as/just as** elegant as the most modern hotels.*

*I'll need **a lot** more paper. • 212(8f)*

## 222 Special patterns with the comparative

1 We use this pattern with *and* to express a continuing increase.

*The plant grew **taller and taller**.*

*The roads are getting **more and more crowded**.*

*There's **more and more** traffic all the time.*

*The problem is becoming **worse and worse**.*

2 We use this pattern with *the* and a comparative to say that a change in one thing goes with a change in another.

***The longer** the journey (is), **the more expensive** the ticket (is).*

***The further** you travel, **the more** you pay.*

***The older** you get, **the more difficult** it becomes to find a job.*

# 27

## Prepositions

### 223 Summary

#### Introduction to prepositions • 224

A preposition is a word like *in*, *to*, *for*, *out of*.

#### Prepositions of place • 225

*in the office*    *under my chair*    *across the road*

#### Prepositions of place: more details • 226

#### Prepositions of time • 227

*at six o'clock*    *before dark*    *for three weeks*

#### Prepositions: other meanings • 228

*a present for my sister*    *a man with a beard*

#### Idiomatic phrases with prepositions • 229

There are many idiomatic phrases.

*for sale*    *in a hurry*    *by mistake*

#### NOTE

There are also many idioms where a preposition comes after a verb, adjective or noun. • 230

*wait for a bus*    *afraid of the dark*    *an interest in music*

For prepositions in American English, • 306.

### 224 Introduction to prepositions

- 1 A preposition usually comes before a noun phrase.  
*into the building*    *at two o'clock*    *without a coat*  
Some prepositions can also come before an adverb.  
*until tomorrow*    *through there*    *at once*

We can also use some prepositions before a gerund.

*We're thinking of moving house.*

NOT *We're thinking of to move house.*

We cannot use a preposition before a that-clause.

*We're hoping **for a win**.* / *We're hoping (that) we'll win.*

NOT *We're hoping for that we'll win.*

But we can use a preposition before a wh-clause.

*I'd better make a list **of what** we need.*

NOTE For the difference between the preposition *to* and the to-infinitive, • 132(6).

- 2 The preposition and its object form a prepositional phrase.

Preposition + Noun phrase

Prepositional phrase:    *towards*        *the setting sun*  
                                  *behind*            *you*

The prepositional phrase functions as an adverbial.

*They walked **towards the setting sun**.*

***On Saturday** there's going to be a disco.*

It sometimes comes after a noun.

*The disco **on Saturday** has been cancelled.*

- 3 We can modify a preposition.

***almost at the end**    **right in front of me**    **halfway up** the hill*  
***all over the** floor    **just off the** motorway    **directly after** your lesson*

- 4 In some clauses a preposition goes at the end.

Wh-question:        *Who did you go to the party **with**?* • 25(3)

Infinitive clause:    *I've got a tape for you to listen **to**.* • 117(2)

Passive:              *War reporters sometimes get shot **at**.* • 105(3)

Relative clause:     *That's the article I told you **about**.* • 273(4)

- 5 Some prepositions can also be adverbs.

Preposition:        *I waited for Max **outside** the bank.*

*We haven't seen Julia **since** last summer.*

*There was no lift. We had to walk **up** the stairs.*

Adverb:              *Max went into the bank and I waited **outside**.*

*We saw Julia last summer, but we haven't seen her **since**.*

*There was no lift. We had to walk **up**.*

A verb + adverb like *walk up, get in* is a phrasal verb. • 231


- 6 Some prepositions of time can also be conjunctions. • 250(1)

Preposition:        *We must be ready **before** their arrival.*


Conjunction:       *We must be ready **before** they arrive.*

## 225 Prepositions of place

### 1 Basic meanings




There are some people **in/inside** the cafe.  
The man is waiting **outside** the cafe.



There's a television **on** the table. There's a photo **on top of** the television. There's a dog **under(neath)** the table.



There's a picture **over/above** the door. There's a small table **under/below** the window.




She's going **up** the steps, and he's coming **down** the steps.




The road goes **through** a tunnel. The car is going **in/into** the tunnel. The lorry is coming **out of** the tunnel.



She's taking the food **off** the trolley and putting it **on/onto** the shelves.



The bus is **at** the bus stop. It's going **from** the city centre **to** the university.



The lorry is travelling **away from** York and **towards** Hull.




The man is sitting **next to/by/beside** the woman. Their table is **close to/near** the door.




The bus is **in front** of the car. The lorry is **behind** the car. The car is **between** the bus and the lorry.

The woman is walking **along** the pavement **past** the supermarket.


The man is on the pavement **opposite** the bank. The bank is **across** the road.



The President is standing **among** his bodyguards. They are all **round/around** him.



There's a hill **beyond** the church.  
(=on the other side of)



The man is leaning **against** the wall.

- We use *of* only with *on top of*, *out of* and *in front of*. NOT *inside of* NOT *off of* and NOT *behind of*, although *outside of* is possible.
- Two other prepositions of place are *throughout* and *within*. They are a little formal.  
The epidemic spread **throughout** the country/all over the country. (= to all parts of)  
Delivery is free **within** a ten-mile radius. (= inside)
- Beneath* is rather literary.  
From the balloon we could see the town far **below/beneath** us.
- Around* and *about* mean 'in different directions' or 'in different places'.  
We're going to drive **around/about** the country visiting different places.  
There were piles of old magazines lying **around/about** the flat.



## 2 Position and movement

- a Most prepositions of place say where something is or where it is going.

Position: *There was a barrier **across** the road.*

Movement: *The boy ran **across** the road.*

- b *At* usually expresses position, and *to* expresses movement.

Position: *We were **at** the café.*

Movement: *We went **to** the café.*

- c As a general rule, *in* and *on* express position, and *into* and *onto* express movement.

Position: *We were sitting **in** the café. She stood **on** the balcony.*

Movement: *We went **into** the café. She walked **onto** the balcony.*

### NOTE

We sometimes use *in* and *on* for movement, especially in informal English.

*We went **in** the café.*

But sometimes the choice of preposition depends on the meaning.

*We walked **on** the beach (for half an hour).*

*We walked (from the car park) **onto** the beach.*

After *lay*, *place*, *put* and *sit* we do not usually use *into* or *onto*.

*They laid the body **on** a blanket. Tom sat down **in** the armchair.*

## 3 Other meanings

- a Some prepositions of place can also express time. • 227

*Lots of people work **from** nine o'clock **to** five.*

- b Prepositions of place can also have more abstract meanings.

*I'm really **into** modern jazz. (= interested in)*

*Ian comes **from** Scotland. (= He's Scottish./He lives in Scotland.)*

*The show was **above/beyond** criticism. (= too good to be criticized)*

*We are working **towards** a United States of Europe. (= working to create)*

*The party is right **behind** its leader. (= supporting)*

*City are **among** the most successful teams in the country. (= one of)*

For idioms, e.g. *look **into** the matter*, • 233.

## 226 Prepositions of place: more details

### 1 *At*, *on* and *in*



*She's **at** her desk. It's **on** the desk. They're **in** the drawer.*

- a *At* is one-dimensional. We use it when we see something as a point in space.  
*The car was waiting at the lights.*  
*There's someone at the door.*

We also use *at*+ event.

*We met at Daphne's party, didn't we?*

We use *at*+ building when we are talking about the normal purpose of the building.

*The Browns are at the theatre.* (= watching a play)

*I bought these dishes at the supermarket.*

*Nicola is fifteen. She's still at school.*

We also use *at* for a person's house or flat.

*I had a cup of coffee at Angela's (house/flat).*

- b *On* is two-dimensional. We use it for a surface.

*Don't leave your glass on the floor.*

*There were lots of pictures on the walls.*

We also use *on* for a line.

*Paris is on the Seine.*

*The house is right on the main road, so it's a bit noisy.*

NOTE

We also use *on* in this special sense.

*I haven't got any money on/ with me at the moment.*

- c *In* is three-dimensional. We use it when we see something as all around.

*I had five pounds in my pocket.*

*Who's that man in the green sweater?*

*There was a man sitting in the waiting room.*

Compare *in* and *at* with buildings.

*It was cold in the library.* (= inside the building)

*We were at the library.* (= choosing a book)

NOTE

Compare these expressions with *corner*.

*There were shelves over the fireplace and a bookcase in the corner.*

*There's a newsagent's at/on the corner. You turn left there.*

- d In general we use *in* for a country or town and *at* for a smaller place.

*We finally arrived in Birmingham/at Land's End.*

But we can use *at* with a town if we see it as a point on a journey.

*You have to change trains at Birmingham.*

And we can use *in* for a smaller place if we see it as three-dimensional.

*I've lived in the village all my life.*

e Look at these phrases.

*at 52 Grove Road*  
*at your house*  
*at the station*  
*at home/work/school*

*at the seaside*

*at the back/end of*  
*a queue*

*on 42nd Street (USA)*  
*on the third floor*  
*on the platform*

*on the page*  
*on the screen*  
*on the island*  
*on the beach/coast*  
*on the right/left*  
*on the back of an*  
*envelope*

*in Spain/Bristol*  
*in Grove Road*

*in the lesson*  
*in a book/newspaper*  
*in the photo/picture*  
*in the country*

*in the middle*  
*in the back/front of*  
*a car*  
*in a queue/line/row*

## 2 Above, over, below and under

a Above and over have similar meanings.

*There was a clock **above/over** the entrance.*

We do not normally use *above* to mean horizontal movement.

*The plane flew low **over** the houses.*

And we do not use *above* for an area or surface.

*Thick black smoke hangs **over** the town.*

*Someone had spread a sheet **over** the body.*

### NOTE

a We prefer *over* before a number.

*There are well **over** fifty thousand people in the stadium.*

But we use *above* with a measurement that we think of as vertical, such as temperature.

*Temperatures will rise **above** freezing.*

b In this example *over* has a special meaning.

*The two leaders discussed world affairs **over** lunch. (= while having lunch)*

b We also use *over* for movement to the other side, or position on the other side of a line.

*The horse jumped **over** the wall. Was the ball **over** the goal-line?*

*Somehow we had to get **over/across** the river.*

c Below is the opposite of *above*; *under* is the opposite of *over*.

*We met at the entrance, **below/under** the clock.*

We do not normally use *below* for a horizontal movement or for an area or surface.

*Mike crawled **under** the bed in an attempt to hide.*

*The town lies **under** a thick black cloud of smoke.*

Compare *below/under* with *above/over*. • (2a) Note a

*Temperatures will fall **below** freezing.*

*There are well **under** ten thousand people in the stadium.*

### 3 Top and bottom

*On top of* is a preposition.

*There's a monument **on top** of the hill.*

We can also use *top* and *bottom* as nouns in phrases like these.

*There's a monument **at the top** of the hill.*

*The ship sank **to the bottom** of the sea.*

### 4 Through, across and along



**through** the gate    **across** the road    **along** the path

- a *Through* is three-dimensional. You go *through* a tunnel, a doorway, a crowd of people, and so on.

*The waterflows **through** the pipe.    I looked **through** the telescope.*

- b *Across* is two-dimensional. You go from one side to the other *across* a surface such as a lawn or a playground, or a line such as a river or a frontier.

*You can get **across** the Channel by ferry.*

Sometimes we can use either *through* or *across*, depending on whether we see something as having three or two dimensions.

*We walked **through/across** the field.*

- c We use *along* when we follow a line. You go *along* a path, a road, a passage, a route, and so on. Compare these sentences.

*We cruised **along** the canal for a few miles.*

*We walked **across** the canal by a footbridge.*

### 5 To, towards and up to

We use *to* for a destination and *towards* for a direction.

*We're going **to** Doncaster. My aunt lives there.*

*We're going **towards** Doncaster now. We must have taken a wrong turning.*

*Go/come/walk + up to* usually expresses movement to a person.

*A man came **up to** me in the street and asked me for money.*

NOTE

*As far as* means going a certain distance.

*We usually try to get **as far as** Doncaster before we stop for coffee.*

## 6 *Near, close and by*

- a *Near, near to and close to* mean 'not far from'.  
*Motherwell is **near** Glasgow, NOT **by** Glasgow*  
*We live **near (to)** the hospital/ **close to** the hospital.*

NOTE

*Near (to) and close to* have comparative and superlative forms.

*You live **nearer(to)** the hospital than we do.*

*I was sitting **closest to** the door.*

- b *Near and close* can be adverbs.  
*The animals were very tame. They came quite **near/close**.*

*Nearby* means 'not far away'.

*There's a post office near here/nearby.*

The preposition *by* means 'at the side of' or 'very near'.

*We live (right) by the hospital. Come and sit by me.*

- d *Next to* means 'directly at the side of'.  
*We live **next to** the fish and chip shop.*  
*At dinner I sat **next to**/beside Mrs Armstrong.*

## 7 *In front of, before, behind, after and opposite*

- a When we talk about where something is, we prefer *in front of* and *behind* to *before* and *after*.

*There's a statue **in front of** the museum, NOT **before** the museum*

*The police held their riot shields **in front of** them.*

*The car **behind** us ran into the back of us. NOT the car after us*

- b *Before* usually means 'earlier in time', and *after* means 'later in time'. But we also use *before* and *after* to talk about what order things come in.

*J comes **before** K. K comes **after** J.*

We also use *after* to talk about someone following or chasing.

*The thief ran across the road with a policeman **after** him.*

- c *Opposite* means 'on the other side from'. Compare *in front of* and *opposite*.

*People were standing **in front of** the theatre waiting to go in.*

*People were standing **opposite** the theatre waiting to cross the road.*

*Gerald was standing **in front of** me in the queue.*

*Gerald was sitting **opposite** me at lunch.*

## 8 *Between* and *among*

- a We use *between* with a small number of items that we see as separate and individual.  
*The ball went **between** the player's legs.*  
*Tom lives somewhere in that area **between** the hospital, the university and the by-pass.*  
For expressions such as *a link between*, • 237(2c).
- b *Among* suggests a larger number.  
*I was hoping to spot Marcia **among** the crowd.*

## 227 Prepositions of time

### 1 *At*, *on* and *in*

We use these prepositions in phrases saying when.

*See you **at** one o'clock. They arrived **on** Friday. We met in 1985.*

- a We use *at* with a particular time such as a clock time or meal time.  
***at** halfpast five **at** breakfast (time) **at** that time **at** the moment*

We also use *at* with holiday periods of two or three days.

***at** Christmas **at** Thanksgiving **at** the weekend*

NOTE

a USA: *on the weekend*

b We use *at* with someone's age.

*A sporting career can be over at thirty.*

- b We use *on* with a single day.  
***on** Tuesday **on** 7th August **on** that day **on** Easter Sunday*

NOTE

*On* can also mean 'immediately after'.

*On his arrival, the President held a press conference.*

- c We use *in* with longer periods.  
*in the next few days in the summer holidays in spring*  
*in July in 1992 in the 19th century*

We also use *in* with a part of the day.

*in the afternoon in the mornings*

But we use *on* if we say which day.

***on** Tuesday afternoon **on** Friday mornings **on** the evening of the 12th*

NOTE

An exception is *at night*. Compare these sentences.

*I heard a noise **in** the night. (= in the middle of the night)*

*The windows are shut **at** night. (= when it is night)*

## 2 Expressions of time without a preposition

- a We do not normally use *at*, *on* or *in* in phrases of time with *last*, *this*, *next*, *every*, *later*, *yesterday* and *tomorrow*.

*I received the letter **last Tuesday**. NOT *on last Tuesday**

*We've been really busy **this week**. NOT *in this week**

*You can take the exam again **next year**. NOT *in the next year**

*The same thing happens **every time**. NOT *at every time**

***A week later** I got a reply. NOT *in a week later**

*I'll see you **tomorrow morning**. NOT *in tomorrow morning**

### NOTE

- a We can use other prepositions.

***After** this week I shall need a holiday.*

- b In informal English we can sometimes leave out *on* before a day.

*I'll see you **Monday**.*

- c We do not use a preposition with *these days* (= nowadays).

*It's all done by computers **these days**.*

- A For *the* with *last* and *next*, • 169(8).

- b Sometimes we can use the preposition or leave it out.

*Something else a bit unusual happened (**on**) **that day**.*

*I'd been ill (**in**) **the previous week**.*

*They agreed to meet (**on**) **the following Sunday**.*

## 3 *In* + length of time

We can use *in* to say how long something takes.

*Columbus crossed the Atlantic **in** seventy days.*

*Surely you can change a wheel **in** fifteen minutes.*

We can also use *in* for a time in the future measured from the present.

*Ella takes her exam **in** three weeks/in three weeks' time.*

### NOTE

- a Compare these sentences.

*You can walk there **in** half an hour. (= you need half an hour)*

*I'm going out **in** half an hour. (= half an hour from now)*

- b We can also use *within* or *inside* to say how long.

*I'll be back **within/inside** an hour. (= in an hour or less)*

## 4 *During* and *over*

- a We use *during* with an event (e.g. *the festival*) or a period which is a definite time (e.g. *that week*). It means the whole period.

*Nobody does any work **during** the festival/**during** that week.*

We cannot use *during* + length of time.

*The festival went on **for** a week. NOT *It went on during a week.**

### NOTE

When something happens for the whole period, we can use *throughout* or *all through*.

*The population grew rapidly **during/throughout** the 19th century.*

*Jeremy kept staring at Naomi **during/all through** lunch.*

- b We can also use *during* when something happens one or more times in the period.

*The letter arrived **during** the festival.*

*I suddenly felt ill **during** the show.*

*I have to make several trips abroad **during** the next few weeks.*

- c *During* is a preposition; *while* is a conjunction.  
*Someone told me the news **during** the tea break.*  
*Someone told me the news when/while we were having a cup of tea.*
- d We can also use *over* for a whole period of time.  
***Over** the next few days, Simon and Kay saw a lot of each other.*  
***Over** a period of two months there were a hundred sightings of UFOs.*

## NOTE

The adverb *over* means 'finished'.

*This programme will soon be **over**.*

## 5 For and since

- a We use *for* with a period of time to say how long something continues.  
*Rachel plays computer games **for** hours on end. NOT *during* hours • (4)*  
*I once stayed at that hotel **for** a week.*  
*I just want to sit down **for** five minutes.*

## NOTE

We do not normally use *for* before a phrase with *all* or *whole*.

*It rained **all day/the whole** day.*

- b We often use *for* and *since* with the perfect to say how long something has continued or when it started.  
*Giles has worked here **for** ten years now.*  
*We haven't been to the theatre **for** months.*  
*We've been waiting **for** twenty minutes.*  
*The Parkers have lived here **since** 1985.*  
*I haven't seen you **since** September.*  
*We've been waiting **since** twelve o'clock.*

We use *for* + length of time and *since* + time when.

***for** two years    **for** a week    **for** two days    **for** a few minutes*  
***since** 1990    **since** last week    **since** Monday    **since** half past two*

## NOTE

- a We can sometimes leave out *for* in informal English.

*We've been waiting here twenty minutes.*

- b We use *during* for a period which is a definite time. • (4)

***During** the last ten years Giles has been promoted at least three times.*

- c Compare these sentences.

*I've been here (**for**) ten minutes.*

*I'll stay (**for**) ten minutes.*

*I've been here **since** twenty to four.*

*I'll wait **until** four o'clock. • (6)*

*I arrived ten minutes **ago**.*

*I'm leaving **in** ten minutes.*

- c We use the adverb *ago* for a past action at a time measured from the present.  
*Ago* comes after the length of time.  
*Giles joined the company ten years **ago**. (= ten years before now)*  
*We last went to the theatre months **ago**.*
- d We use the adverb *before* for a past action measured from the more recent past.  
*Giles left the company last year. He'd started work there ten years **before**.*  
 (= ten years before last year)



## 6 *Till/until* and *by*

- a We use *till/until* to say when something finishes.  
*Jim will be working in Germany **till/until** next April.*  
*We sat in the pub **till/until** closing-time.*

NOTE

- a *Till* is more informal.  
b For **from** *now to next April*, • (7b). But NOT *He'll be working there to next April*.  
c We can use *up to* in a positive sentence.  
*He'll be working there up to next April.*  
d *Till/until* does not express place.  
*We walked to the bridge/as far as the bridge.* NOT *till/until the bridge*  
But it can be a conjunction.  
*We walked on **till/until** we got to the bridge.*

- b We can use *not... till/until* when something is later than expected.  
*Sue didn't get up **till/until** halfpast ten.*

- c *By* means 'not later than'.  
*I'm always up by eight o'clock.* (= at eight or earlier)  
*Can you pay me back by Friday?* (= on Friday or earlier)  
*They should have replied to my letter by now.*

Compare *before*.

*Can you pay me back **before** Friday?* (= earlier than Friday)

NOTE For *by the time* as a conjunction, • 250(1).

## 7 *From* and *between*

- a We use *from* for the time when something starts.  
*Tickets will be on sale **from** next Wednesday.*  
***From** seven in the morning there's constant traffic noise.*

NOTE

Compare *since* with the perfect.  
*Tickets have been on sale **since** last Wednesday.*

- b After the phrase with *from* we can use *to* or *till/until* for the time when something finishes.  
*The cricket season lasts **from** April **to** September.*  
*The road will be closed **from** Friday evening **till/until** Monday morning.*

NOTE Americans can use *through*, e.g. **from** *Friday through Monday*. • 306(3)

- c We can use *between* for a period after one time and before another.  
*Not many people work **between** Christmas and New Year's Day.*

## 228 Prepositions: other meanings

- 1 Prepositions can have meanings other than place or time.

*We were talking **about** the weather.*

***According to** the BBC, the strike is over. (= The BBC says ...)*

*Most people are **against** these changes. (= opposing)*

*We can have this pizza **for** tea. **As for** lunch, I'll get a sandwich.*

*I'm reading a book by Iris Murdoch.*

*You need a pullover, so I'm knitting one **for** you.*

*You'd do anything **for the sake of** peace and quiet. (= in order to have)*

*Are you **for** the plan/**in favour of** the plan? (= supporting)*

*Mrs Peterson is **in charge of** the department. (= head of the department)*

*Can I use a pencil **instead of** a pen?*

*I went to a lecture **on** Einstein.*

***On behalf of** everyone here, I'd like to say thank you.*

*This car does at least fifty miles **to** the gallon.*

*It's up **to** you to make your own decision.*

- 2 *With* has these meanings.

*I went to the party **with** a friend. (= We were together.)*

*Pete is the man **with** long hair. (= He has long hair.)*

*I'll cut the wood **with** my electric saw. • (5)*

*They set to work **with** enthusiasm. (= enthusiastically)*

***With** people watching, I felt embarrassed. (= Because people were watching...)*

*Without* is the opposite of *with*.

*Who's the man **without** any shoes on?*

*They set to work, but **without** enthusiasm.*

NOTE

We can leave out *any* after *without*.

*Who's the man **without shoes** on?*

But we do not normally leave out *a/an* after *with* or *without*. NOT *I went with friend*.

- 3 *Of* has a number of different meanings.

*the handle **of** the door • 146(3) a tin **of** soup • 144(3)*

*some **of** my friends • 178(1c) our first sight **of** land • 149(3)*

We can also use *of* in the following pattern.

*She's an actress **of** great ability. (= She has great ability.)*

*These souvenirs are **of** no value.*

*He was a man **of** medium build.*

- 4 Some prepositions have the same meaning as a conjunction.

*We decided against a picnic **in view of** the weather.*

(= **because** the weather was bad)

Such prepositions are *as well as*, *in addition to*, *besides*, • 244(3); *in spite of*, *despite*, • 246(4); *as a result of*, *in consequence of*, • 247(2); *because of*, *due to*, *in view of*, *on account of*, • 251(3).

5 We use *with* and *by* to express means.

a We use *with* to talk about an instrument, a thing we use to carry out an action.

*The thieves broke the door down **with** a hammer.*

*Just stir this **with** a wooden spoon, could you?*

*By* is more abstract. It refers to the means in general rather than to a specific thing.

*I paid **by** credit card. The motor is powered **by** electricity.*

*They broke the door down **by** force.*

We use *by* before a gerund.

*They got in **by** breaking down the door.*

NOTE

a Some passive sentences have *by* + agent.

*The door was broken down **by** two men/**with** a hammer.*

b We say *write **in** pen/in pencil.*

b We also use *by* + noun for means of transport. We do not use *the*.

*I prefer to travel **by** train.*

NOT *travel **by** the train* and NOT *travel **with** the train*

We can say e.g. *by bike, by car/road, by taxi, by bus/coach, by train/tube/rail, by boat/ship/ferry/hovercraft, by sea, by plane/air.*

We do not use *by* to mean a specific bike, car etc.

*I'll go **on** my bike.* NOT *ill go **by** my bike.*

We can say *on my bike, in the/my car, in a taxi, on the bus/train/boat/plane* etc.

*On foot* means 'walking'.

*I prefer to go **on** foot/ to walk.* NOT *go **by** foot*

NOTE

Look at these examples expressing movement.

*The passengers got **into/out** of the car/taxi.*

*Nancy got **on/off** her bike/the bus/the train.*

*We went **on board** the ship.*

c We can also use *by* for means of communication, e.g. *by letter/post, by phone, by telegram/telex/fax.*

*I spoke to Andy **by** phone/**on** the phone. I sent the information **by** post.*

NOTE *Andy isn't **on** the phone.* = Andy hasn't got a phone.

6 We use *as* to express a role or function.

*Maria has come along **as** our guide. (She is our guide.)*

*I'm having to use the sofa **as** my bed. (It is my bed.)*

We can sometimes leave out *the after as*. • 167(5)

We use *like* to express a comparison.

*She slapped his face. The noise was **like** a pistol shot.*

*I think Louise looks a bit **like** Marilyn Monroe.*

Compare *as* and *like*.

*He speaks **as** an expert. He is **after** all a professor.*

*He talks **like** an expert, but really he knows nothing.*

NOTE

a *Like* can also come in front position.

***Like** everyone else, I have to pay my taxes.*

b *Unlike* is the opposite of *like*.

*It's **unlike** Fiona to be late. She's usually very punctual.*

- 7 We use *except (for)*, *apart from* and *but to* talk about an exception.  
*Everyone was there **except (for)/apart from** Nigel, who was ill.*  
*I hate fish. I can eat anything **except/but** fish.*

## 229 Idiomatic phrases with prepositions

- 1 There are very many idiomatic phrases beginning with a preposition. Most of them are without *a/an* or *the*. Here are some examples.

*All the money paid by investors is now **at risk**.*

*Mark always drives **at top speed**.*

*I dialled the wrong number **by mistake**.*

*I'd like to buy this picture if it's **for sale**.*

*Try to see it **from** my **point of view**.*

*You have to pay half the cost of the holiday **in advance**.*

*I can't stop. I'm **in a hurry**.*

*I drive about ten thousand miles a year, **on average**.*

*Did you go there **on holiday** or **on business**?*

*Mr Jones is **on leave** this week. He'll be in the office next Monday.*

*There are so many different computers **on the market**.*

*I saw it **on television**.*

*I heard it **on the radio**.*

*I'm afraid the machine is **out of order**.*

- 2 These pairs are different in meaning.

- a *In time (for/to)* means 'early enough'; but *on time* means 'punctually'.

*We arrived at the hotel **in time** for dinner/to have dinner.*

*The train left **on time** at 11.23.*

NOTE

*We arrived **in good time** for dinner. (= with plenty of time to spare)*

*We arrived **just in time** for dinner. (= with not much time to spare)*

- b *In the end* means 'finally'; but *at the end (of)* means 'when it finishes'.

*There were many arguments, but **in the end**/at last we reached agreement.*

*No one wanted to go home **at the end** of the holiday.*

NOTE

Compare *in the beginning* and *at the beginning*.

***In the beginning**/At first the company struggled to survive, but now it is extremely successful.*

*The students return to Oxford **at the beginning** of the academic year.*

- c *In the way* means 'blocking the way'; but *on the way* means 'on a journey'.

*I couldn't get the car out. Someone had parked right **in the way**.*

*It's a long journey. We'd better stop for a meal **on the way**.*

# 28

## Phrasal verbs and patterns with prepositions

### 230 Summary

#### Verbs with adverbs and prepositions • 231

A verb can combine with an adverb or preposition.

Verb + adverb (phrasal verb): *We sat down.*

Verb + preposition (prepositional verb): *We looked at the menu.*

A prepositional verb always has an object (*the menu*). A phrasal verb sometimes has an object. The adverb can go either before or after the object.

*We put away the dishes.*

*We put the dishes away.*

#### Phrasal verb meanings • 232

There are many phrasal verbs with an idiomatic meaning.

*How did this come about?* (= happen)

*Nigel made up the whole story.* (= invented)

#### Prepositional verbs • 233

There are also many prepositional verbs.

*This umbrella belongs to one of the guests.*

*We were waiting for a bus.*

#### Verb + object + preposition • 234

*They charge £200 for a room.*

#### Verb + adverb + preposition • 235

*The gang got away with a large amount of jewellery.*

#### Adjective + preposition • 236

*I'm grateful for your help.*

#### Noun + preposition • 237

*We didn't get an answer to our question.*

## 231 Verbs with adverbs and prepositions

### 1 Verb + adverb

A verb + adverb is called a 'phrasal verb'.

*Come in and sit down.*

*I threw away my old briefcase.*

These adverbs are sometimes called 'particles'. They combine with verbs to form phrasal verbs, e.g. *call in, walk on, fall over, go under, climb up, fall down, watch out, set off, hurry back, run away, squeeze through, fly past, pass by, turn round, get about.*

### 2 Verb + preposition

A verb + preposition is called a 'prepositional verb'.

*I was looking at the photo.*

*We didn't go into all the details.*

Prepositions combine with verbs to form prepositional verbs, e.g. *believe in, look into, insist on, hint at, see to, come from, look after, cope with, consist of, hope for, feel like.*

The preposition always has an object: *believe in God, look into the matter, insist on absolute silence.* For more details about prepositional verbs, • (4).

#### NOTE

Sometimes an adverbial can come between the verb and preposition.

*I was looking carefully at the photo. / I was looking at the photo carefully.*

### 3 Word order with phrasal verbs

- a Some phrasal verbs are intransitive, but others have an object.

Intransitive: *Suddenly all the lights went out.*

Transitive: *Someone turned out the lights.*

- b When a phrasal verb has an object, the adverb can usually go either before or after the object.

*I threw away my old briefcase.*

*We woke up the neighbours.*

*I threw my old briefcase away.*

*We woke the neighbours up.*

The word order depends on what is the point of interest. Is it the object (*the neighbours*), or is it the action of the phrasal verb (*woke up*)?

*We must have disturbed everyone in the street. We certainly woke up the neighbours.*

*There were lights coming on everywhere. We woke people up.*

But in many contexts either order is possible.

But when the object is a pronoun, the adverb goes after it.

*My old briefcase was falling to pieces. I threw it away.*

*The neighbours weren't very pleased. We woke them up.*

*Neil borrowed some money from Maureen and never paid her back.*

- d When the object is a long phrase, the adverb goes before it.  
*I **threw away** that rather battered old briefcase.*  
*We **woke up** just about everyone in the street.*  
*Neil never **paid back** all that money he borrowed.*
- e The adverb usually goes before other adverbials (e.g. *nervously*, *on time*).  
*Roger stood **up nervously**.*     *The plane took **off on** time.*

## 4 Phrasal verb or prepositional verb?

- a The adverb can go before or after the object, but the preposition goes before its object. Compare the adverb *away* and the preposition *for*.

Phrasal verb:     *Lisa **gave away** her computer.*

*Lisa **gave** her computer **away**.*

Prepositional verb:     *Lisa **paid for** the meal.*

NOT *Lisa paid the meal for.*

A pronoun goes before the adverb but after the preposition.

*Lisa gave **it away**.*

*Lisa **paid for** it.*

### NOTE

- a The preposition comes at the end in some patterns. • 224(4)  
*What did Lisa **pay for**?*
- b Some phrasal verbs can have as their object a gerund clause, a wh-clause or a that-clause.  
*I've given up **drinking** alcohol.*     *I read through **what** I had written.*  
*Tom found out (**that**) the story was untrue.*  
 Some prepositional verbs can have as their object a gerund clause or a wh-clause.  
*Don't you believe in **paying** your taxes?* • 132(2)  
*The answer you get depends on **who** you ask.* • 262(5)
- b Some words are always adverbs, e.g. *away*, *back*, *out*.  
 Some words are always prepositions, e.g. *at*, *for*, *from*, *into*, *of*, *with*.  
 Some words can be either an adverb or a preposition, e.g. *about*, *along*, *down*, *in*, *off*, *on*, *over*, *round*, *through*, *up*.

- c With phrasal verbs, the stress usually falls on the adverb, especially when it comes at the end of a clause.

*Lisa gave her computer **a'way**.*     *What time did you get **'up**?*

With prepositional verbs, the stress usually falls on the verb.

*Lisa **'paid** for the meal.*     *It **de'pends** on the weather.*

## 5 The passive

Many phrasal and prepositional verbs can be passive.

Phrasal:     *The rest of the food was **thrown away**.*

*The alarm has been **switched off**.*

Prepositional:     *The children are being **looked after** by a neighbour.*

*The matter has been **dealt with**.*

We usually stress the adverb (*thrown a'way*) but not the preposition (*'looked after*).

## 6 Adverb in front position

We can sometimes put an adverb in front position, especially one that expresses movement. This gives the adverb extra emphasis.

*The bell rang, and **out** ran the children.*

*Five minutes later **along** came another bus.*

There is usually inversion of subject and verb (*ran the children*). But when the subject is a pronoun, there is no inversion.

*The bell rang and out **they** ran.*

NOTE

We cannot normally use this pattern with a preposition.

NOT *into the details we went*:

## 7 Other words formed from phrasal verbs

We can use a verb + adverb as a noun.

*Sue was at the airport an hour before **take-off**.*

*We offer a complete **breakdown** service.*

We usually stress the verb: '*take-off*'.

We can also use a passive participle + adverb before a noun.

*Sam attacked the wasp with a **rolled-up** newspaper.*

NOTE

Some nouns have the adverb before the verb.

***an outbreak** of rioting    the amused **onlookers***

We stress the adverb: '*outbreak*'.

# 232 Phrasal verb meanings

## 1 Introduction

- a Some phrasal verbs are easy to understand if you know the meaning of each word.

*You'll have to **turn round** here and **go** back.*

*Jeremy stopped and **put down** both the suitcases.*

These verbs express movement.

But often the phrasal verb has an idiomatic meaning.

*I've **given up** smoking. (= stopped)*

*The idea has **caught on** in a big way. (= become popular)*

NOTE

Sometimes the adverb adds very little to the meaning.

*David rang me (up) yesterday.*

- b Sometimes there is a one-word verb with the same meaning as the phrasal verb.

The phrasal verb is usually more informal.

*Scientists are trying to **find out/discover** the reason why.*

*We must **fix up/arrange** a meeting.*

*The problem won't just **go away/disappear**.*

*The accident **held up/delayed** traffic for an hour.*

*You have failed to **keep up/maintain** your monthly payments.*

*You've **left out/omitted** two names from the guest list.*

*They've **put off/postponed** the match until next week.*

*A new company has been **set up/established**.*



- c Some verbs can take a number of different adverbs.

*The child took two steps and **fell down**.*

*Enthusiasm for the project has **fallen off**. (= become less)*

*Kevin and Diana have **fallen out**. (= quarrelled)*

*I'm afraid the deal **fell through**. (= didn't happen)*

And the most common adverbs go with many different verbs.

*The cat got up a tree and couldn't **climb down**.*

*I can't **bend down** in these trousers.*

*A pedestrian was **knocked down** by a car.*

*Interest rates may **come down** soon.*

- d A phrasal verb can have more than one meaning, often a concrete and an abstract meaning.

*We've been to the supermarket. Gavin is **bringing in** the groceries.*

*The government are **bringing in** a new law. (= introducing)*

## 2 Some common adverbs

Here are some adverbs used in phrasal verbs.

*back = in return*

***ring/phone** you **back** later, **invite** someone **back**, **get** your money **back***

*down = to the ground*

***knocked down/pulled down** the old hospital, **burn down**, **cut down** a tree, **break down** a door*

*down = on paper*

***write down** the number, **copy down**, **note down**, **take down***

*down = becoming less*

***turn down** the volume, **slow down**, **afire dying down**, **let down** the tyres*

*down = stopping completely*

*a car that **broke down**, a factory **closing down***

*off = away, departing/removing*

***start off/set off** on a journey, **clear off**, a plane **taking off**, **see** someone **off**, **sell** goods **off** cheaply, **strip off** wallpaper*

*off = away from work*

***knocking off** at five (informal), **take a day off***

*off = disconnected*

***put off/turn off/switch off** the heating, **cut off** our water, **ring off***

*off = succeeding*

*the plan didn't **come off**, managed to **pull it off***

*on = wearing*

***trying** a coat **on**, **had** a sweater **on**, **put** my shoes **on***

*on = connected*

***put/turned/switched** the cooker **on***

*on = continuing*

***go on/carry on** a bit longer, **work on** late, **hang on/hold on** (= wait), **keep on** doing something*

*out = away, disappearing*

***rub out** these pencil marks, **cross out**, **wipe out**, **put out** a fire, **turn out** the light, **blow out** a candle, **iron out** the creases*

*out*= completely, to an end

*my pen has run out, it turned out all right in the end, clean out a cupboard, fill out a form, work out/think out/find out the answer, write out in full, wear out the motor, sort out the confusion*

*out*= unconscious

*the boxer was knocked out, I passed out/blacked out.*

*out*= to different people

*gave out/handed out copies of the worksheet, shared out the food between them*  
*out*= aloud

*read out the rules for everyone to hear, shout out, cry out, speak out* (= express an opinion publicly)

*out*= clearly seen

*can't make out the words, stand out in a crowd, pick out the best, point out a mistake*

*over*= from start to finish

*read over/check over what I've written, think over/talk over a problem, go over the details, get over an illness*

*up* = growing, increasing

*blowing up balloons, pump up a tyre, turn up the volume, step up production, bring up children*

*up* = completely

*lock up before leaving, eat/drink it up, clear up/tidy up the mess, use up all the sugar, pack up my things, sum up* (= summarize), *cut up* into little pieces

### 3 More phrasal verbs

*A car drew up/pulled up beside us.*

*We manage to get by on very little money.*

*What time did you get up?*

*You'd better look out/watch out or you'll be in trouble.*

*Look up the word in a dictionary.*

*We can put you up in our spare bedroom.*

*The cat was run over by a bus.*

*We're too busy to take on more work.*

*The company has taken over a number of small firms.*

*Why not take up a new hobby?*

*No one washed up after the meal.*

### 4 Be + adverb

We can use an adverb with *be*.

*We'll be away on holiday next week.* (= not at home)

*Will you be in tomorrow?* (= at home)

*Long skirts are in at the moment.* (= in fashion)

*The match is off because of the weather.* (= not taking place)

*Is there anything on at the theatre?* (= showing, happening)

*I rang but you were out.* (= not at home)

*The party's over. It's time to go.* (= finished)

*What's up?* (= What's the matter?/What's happening?)

## 233 Prepositional verbs

- 1 A prepositional verb is a verb + preposition, e.g. *ask for*, *depend on*. • 231 (2)  
Which preposition goes after the verb is mainly a matter of idiom. Some verbs can take a number of different prepositions.

*Come and **look at** the view.*

*We spent an hour **looking round** the shops.*

*Can you help me **look for** my cheque book?*

*I had to stay at home to **look after** the dog.*

*The police are **looking into** the incident.*

*People **look on** this neighbourhood as the least desirable in town.*

### NOTE

- a A few prepositional verbs have the same meaning as a one-word verb.

*I **asked for/requested** a room facing south.*

*We **got to/reached** the airport just in time.*

*How did you **come by/obtain** these documents?*

- b Some verbs can take either a direct object or a preposition, depending on the meaning.

*I **paid** the taxi-driver/the bill.*

*I **paid for** the taxi.*

*The committee **approved** the plans. (= accepted, allowed)*

*I don't **approve of** laziness. (= think it right)*

- 2 There are many prepositional verbs. Here are some examples.

*The man **admitted to/confessed to** the crime.*

*It all **amounts to/comes to** quite a lot of money.*

*We **apologize for** the delay.*

*Tina has **applied for** dozens of jobs.*

*We **arrived at/in** Ipswich ten minutes late.*

*That's no way to **behave to/towards** your friends.*

*I don't **believe in** eating meat.*

*Who does this bag **belong to**?*

*We should **benefit from** the tax changes.*

*I **came across** the article in a magazine.*

*The car **collided with** a van.*

*I want to **concentrate on** my maths.*

*The flat **consists of** four rooms.*

*We managed to **cope with** all of these difficulties.*

*The car **crashed into** a wall.*

*I'll have to **deal with/see about** the arrangements.*

*We **decided on** a caravan holiday.*

*The price **depends on** when you travel.*

*Can you **dispose of** the rubbish?*

*We have to **do without/go without** luxuries.*

*You didn't **fall for** that trick, did you?*

*I don't **feel like** doing any work.*

*Brown doesn't **go with** grey.*

*Has anything like that ever **happened to** you?*

*We're **hoping for** an improvement in the weather.*

*She **insisted on** playing her tape.*

*Why do other people always **interfere in/with** my affairs?*

*Someone was **knocking at/on** the door.*

*I was **listening to** the weather forecast.*

*You just can't **live on** £80 a week.*  
*I **objected to** being kept waiting.*  
*An idea has just **occurred to** me.*  
*He hates **parting with** his money.*  
*Seventy countries **participated in** the Games.*  
*The man **pointed at/to** a sign.*  
*I **ran into/bumped into** Alex yesterday. (= met by chance)*  
*What does this number **refer to**?*  
*Please **refrain from** smoking.*  
*The professor is **researching into** tropical diseases.*  
*You can't **rely on/count on** the bus being on time.*  
*If all else fails, people will **resort to** violence.*  
*I'm **revising for/preparing for** my exam.*  
*I'll have to **see to/attend to** the arrangements.*  
*We had to **send for** the doctor.*  
*What does BBC **stand for**?*  
*Let's **stick to** our original plan.*  
*Simon **succeeded in** starting the car.*  
*Tim **suffers from** back-ache.*  
*The girl **takes after** her mother. (= is like)*  
*You'll have to **wait for** the results.*  
*You couldn't **wish for** anything nicer.*

For prepositional verb + gerund, e.g. *insisted on playing*, • 132(2).

NOTE

Sometimes the choice of preposition depends on the meaning.

- a *Yes, you're right. I quite **agree with** you.*  
*We all **agreed to/with** the suggestion.*
- b *The doctor is going to **call on** Mrs Phillips to see how she is.*  
*Tony is giving me a lift. He's going to **call for** me at ten.*  
*The United Nations has **called for** a cease-fire. (= demanded)*
- c *I don't **care about** the exam. It isn't important.*  
*Ben doesn't **care for** modern art. (= like)*  
*Someone has to **care for** the sick. (= look after)*
- d *I'm sure Helen can **deal with** the situation. (= handle)*  
*The company **deals in** commercial properties. (= buys and sells)*
- e *People are **dying of** hunger.*  
*I was **dying for**/ longing for a coffee. (= want very much)*
- f *Poor management **resulted in** huge losses.*  
*The huge losses **resulted from** poor management.*

3 We can use *about*, *of* and *to* with some verbs expressing speech or thought.

a *About* can come after many verbs.

*We were **talking about** house prices.      They **complained about** the noise.*  
*Someone was **enquiring about** reservations.*

NOTE

- a Compare *ask about*, *ask for* and *ask after*.  
*We **asked about** cheap tickets. ('Please tell us ...')*  
*We **asked for** cheap tickets. ('Please give us ...')*  
*Sarah **asked after** you. (= asked how you are)*
- b We can also use *on* with *comment* and *report*.  
*The company refused to **comment on/** about the article.*
- c *Discuss* takes a direct object.  
*We were **discussing** house prices.*

- b We can sometimes use *of* meaning *about*, but this is rather formal.  
*The Prime Minister spoke **of** / about prospects for industry.*

*Of* can have a different meaning from *about*.

*I was **thinking about** that problem.* (= turning it over in my mind)  
*I couldn't **think of** the man's name.* (= it wouldn't come into my mind)  
*We're **thinking of/about** taking a holiday.* (= deciding)  
*What did you **think of** the hotel?* (= your opinion)  
*I **heard about** your recent success. Congratulations.*  
*I've never **heard of** Woolavington. Where is it?*  
*Last night I **dreamt about** something that happened years ago.*  
*I wouldn't **dream of** criticizing you.* (= it wouldn't enter my mind)

NOTE *I've heard from Max* means that Max has written to me or phoned me.

- c We use *to* before a person.  
*We were **talking to** our friends. They **complained to** the neighbours.*

NOTE

a *Ring* and *phone* take an object. We do not use *to*.  
*I had to **phone** my boss.*

b We say *laugh at*, *smile at* and *argue with*.  
*The children **laughed at** the clown. Are you **arguing with** me?*

c *Shout at* suggests anger.  
*The farmer **shouted at** us angrily.  
 Bruce **shouted to** his friends across the street.*

- 4 We do not normally use a preposition after these verbs: *accompany*, *answer*, *approach*, *control*, *demand*, *desire*, *discuss*, *enter*, *expect*, *influence*, *lack*, *marry*, *obey*, *reach*, *remember*, *request*, *resemble*, *seek*, *suit*.  
*Elizabeth Taylor **entered** the room. NOT She entered into the room.*  
*The rebels **control** the city. NOT They control over the city.*

NOTE

a But a noun takes a preposition.  
*her entry **into** the room their control **over** the city*

b Compare *leave* (= depart) and *leave for* (a destination).  
*The train **leaves** Exeter at ten fifteen. (= goes from Exeter)*  
*The train **leaves for** Exeter at ten fifteen. (= departs on its journey to Exeter)*  
*For* has the same meaning in this example.  
*The walkers were **heading for/making for** the coast.*

c Compare *search* and *search for*.  
*The police **searched** the whole house. They were **searching for** looking for drugs.*

## 234 Verb + object + preposition

	Verb	Object	Preposition
<i>Some companies</i>	<b>spend</b>	<i>a lot of money</i>	<b>on</b> <i>advertising.</i>
<i>They've</i>	<b>invited</b>	<i>us</i>	<b>to</b> <i>the wedding.</i>
<i>Do you</i>	<b>regard</b>	<i>this building</i>	<b>as</b> <i>a masterpiece?</i>

In the passive, the preposition comes directly after the verb.

*A lot of money is **spent on** advertising.*  
*We've been **invited to** the wedding.*

## 2 Here are some more examples.

People **admire** the man **for** his courage.

Julie **aimed/pointed** the gun **at** the target.

The man was **arrested/punished/fined** **for** hitting a policeman.

Colin **asked** the waiter **for** a clean knife.

They **blamed** me **for** forgetting the tickets.

You can **borrow** an umbrella **from** someone.

The man was **charged with/accused of** robbery.

**Compare** hotel prices here **to/with** prices in London.

We **congratulated** Jane **on** passing her driving test.

The article **criticized** the government **for** doing nothing.

Heavy fines **deter/discourage** motorists **from** speeding.

The guides **divided/split** our party **into** three groups.

Can't we **do** something **about** the problem?

Can I **exchange** francs **for** pesetas?

You can **insure** your luggage **against** theft.

We should **invest** money **in** new industries.

I've **learnt** something **from** the experience.

Everyone **praised** the child **for** her prompt action.

Most people **prefer** the new system **to** the old.

I **remember** this place **as** a little fishing village.

They've **replaced** the old red phone boxes **with** new ones.

Your action **saved** us **from** bankruptcy.

Tom had to **share** a bedroom **with** Andy.

We must **stop/prevent** the dog **from** getting out into the road.

The proposal **struck** me **as** a good idea.

Did you **thank** Michelle **for** the lift?

I **took/mistook** that woman **for** an assistant.

You have to **translate** the article **into** English.

They **turned** the old cinema **into** a night club.

For this pattern with a gerund, e.g. *thank her for helping*, • 132(3).

## NOTE

Compare *excuse for* and *excuse from*.

*Excuse/*Forgive me **for** interrupting.

The soldier was ill and therefore **excused from** duty.

## 3 Compare these pairs of sentences.

I **blame** the government **for** our problems.

I **blame** our problems **on** the government.

The manager **presented** Harry **with** a watch.

The manager **presented** a watch **to** Harry.

The school **provided** the visitors **with** tea.

The school **provided** tea **for** the visitors.

The men **robbed** the club **of** £500.

The men **stole** £500 **from** the club.

## NOTE

*Supply* means the same as *provide*.

The school **supplied** the visitors **with** tea.

The company **supplies** a first-class after-sales service **to/for** customers.

- 4 Sometimes the verb + object + preposition has an idiomatic meaning.  
*You'd better **take care of** your passport.* (= look after)  
*You have to **give way to** traffic on the main road.* (= allow to pass)  
*The speaker **took no notice of** the interruption.* (= ignored)
- 5 We can use *about*, *of* and *to* after some verbs expressing speech and thought.
- a We can use *about* after *tell* and *ask*.  
*Has anyone **told** you **about** the new timetable?*  
*I **asked** Dave **about** his plans.*

After *inform*, and *warn* we can use *about* or *of*.

*The management will **inform** the staff **about/of** the proposed changes.*  
*I should **warn** you **about/of** the difficulties you may face.*

NOTE

a We can also use *against* after *warn*.

*The pupils were **warned against** taking drugs.*

b Compare *remind about* and *remind of*.

*Tracy **reminded me about** the meeting.* (= told me not to forget)

*Tracy **reminds me of** her elder sister.* (= is like, makes me think of)

- b After *write*, *explain* and *describe* we use *to* before a person.  
*Lots of people **write** letters **to** the Queen.*  
*I **explained** our problem **to** the official.*

NOTE

Compare *throw to* and *throw at*.

*Wayne **threw** the ball **to** Gary, who caught it.*

*Rachel was so angry with Tom that she **threw** a plate **at** him.*

## 235 Verb + adverb + preposition

- 1 A verb can have both an adverb and a preposition after it. This is sometimes called a 'phrasal-prepositional verb'.

	Verb	Adverb	Preposition
Lucy	<b>fell</b>	<b>down</b>	<b>on</b> the ice.
The room	<b>looked</b>	<b>out</b>	<b>over</b> farmland.
The astronomer	<b>gazed</b>	<b>up</b>	<b>at</b> the stars
It's windy.	<b>Hold</b>	<b>on</b>	<b>to</b> your hat.

Sometimes the meaning is idiomatic. Here are some examples.

*I might **call/drop in on** Paul.* (= pay a short visit)

*Martin left half an hour ago. I'll never **catch up with** him now.*

*We were making good progress until we **came up against** the bureaucracy.*

*A scientist has **come up with** an interesting new invention.*

*I'm trying to **cut down on** sugar.* (= reduce)

*The Old Greater London Council was **done away with**.* (= abolished)

*You've got to **face up to** the situation.* (= not avoid)

*I've got no job and no savings to **fall back on**.* (= use if necessary)

*I've got back-ache. I don't **feel up to** physical work.*

*I don't mind. I'll **fit in with** what you want to do.*

*The gang **got away with** several valuable works of art.*  
*I'd better **get on with** the tea. (= do a job)*  
***Do you get on with** your flat-mate? (= Are you good friends?)*  
*I'll **get round to** fixing that door one day. (= find time for a job)*  
*/ suppose we'll **go along with** the proposal. (= accept)*  
*You can't **go back on** what you promised. (= do something different)*  
*Mike has **gone down with** flu. (= suffering from)*  
*Ben has decided to **go in for** teaching.*  
*Just **go/carry on with** your work. (= continue)*  
*You drive so fast I'll never **keep up with** you.*  
*You've got quite a reputation to **live up to**. (= behave as expected)*  
*Are you **looking forward to** your holiday?*  
*Slow down. **Look/Watch out for** children crossing.*  
*We need heroes to **look up to**. (= respect)*  
*I got up late, and I've spent all day trying to **make up for** lost time.*  
*The man **owned up to** a number of burglaries. (= admitted)*  
*Why should we have to **put up with** this noise? (= tolerate)*  
*The car's **run out of** petrol.*  
*I'm going to **send off/away for** my free map. (= write to ask for)*  
***Stand up to** the dictator! **Stand up for** your rights!*

- 3 There is also a pattern with an object between the verb and adverb.

	Verb	Object	Adverb	Preposition
<i>We won't</i>	<b>let</b>	<i>anyone else</i>	<b>in</b>	<b>on</b> <i>the secret.</i>
<i>Diana has</i>	<b>taken</b>	<i>us</i>	<b>up</b>	<b>on</b> <i>our invitation.</i>

## 236 Adjective + preposition

- 1 Some adjectives can take a preposition.  
*I'm **fond of** a good book. You'll be **late for** work.*  
*Phil is **good at** quizzes. The place was **crowded with** tourists.*
- 2 Many of these adjectives express feelings.  
***afraid of/frightened of/scared of/terrified of** the dark*  
***ashamed of** myself **confident of** victory*  
***crazy about/enthusiastic about** aeroplanes **curious about** the affair*  
***eager for** news **excited at/about** the prospect*  
***fed up with/bored with** housework **impressed with/by** the performance*  
***interested in** ballet **jealous of/envious of** rich people **keen on** fishing*  
***nervous of** heights **proud of** her achievements*  
***satisfied with/content with** my score **tired of** walking*  
***worried about/upset about** this setback*

We can use *at* or *by* with *alarmed*, *amazed*, *astonished*, *confused*, *shocked*, and *surprised*.

*We were very **surprised at/by** the news.*

For the pattern with a gerund, e.g. *tired of walking*, • 132(4).

For *nice of you* and *nice for you*, • 126(5).



## NOTE

Sometimes the choice of preposition depends on the meaning.

- a We can be *happy/pleased/delighted with* something close to us, something that is ours.  
*About* and *at* are more general.  
 We're **pleased with** our new flat.  
 We're **pleased at/about** the election result.
- b After *furious, angry* and *annoyed* we use *at* or *about* for what has made us angry and *with* for the person we are directing our anger towards.  
 Polly was **annoyed at/about** the mix-up over her ticket.  
 She was **annoyed with** the travel agent.
- c *Sorry for* means sympathy for someone.  
 I'm **sorry about** the delay. I'm nearly ready.  
 I felt **sorry for** Daniel. He had a miserable time.
- d *Anxious for* means 'wanting'.  
 I'm **anxious about** my health.  
 I'm **anxious for** the results of the tests.
- e *Concerned* takes *about, for* or *with*.  
 We're very **concerned about** the missing girl. (= worried about)  
 We're **concerned for** her safety. (= wanting)  
 Alison's research is **concerned with** social trends. (= about, involved in)
- f We are *grateful to* a person *for* an action.  
 I'm very grateful **to you for** all your help.

### 3 We use *good at* etc to talk about ability.

Lee is **good at** skating. (= He can skate well.)

You're **brilliant at** maths. I'm **hopeless at** languages.

We use *good for* to say that something makes you healthy.

Physical exercise is **good for** you. Over-eating is **bad for** you.

To say how we behave towards another person we use *good to, rude to* etc.

You've been very **good to/kind to** me. You've helped me a lot.

The waiter was barely **polite to** us.

### 4 Here are some more examples of adjective + preposition.

**absent from** work **available to** members/**available for** hire

**capable of** better things **clear to/obvious to** all the spectators

**conscious of/aware of** what you're doing **dependent on** public money

**different to/from** our normal routine a town **famous for** its history

**fit for** a marathon a bucket**full of** water **guilty of** murder

**harmful to** the environment **involved in** various activities

**kind to** animals a door **made of** steel **married to/engaged to** a postman

**opposed to** the plan **popular with** young people **present at** the meeting

**ready for/prepared for** the journey **related to** a friend of ours

**responsible for** our safety **safe from** attack **the same as** always

I'm **serious about** what I said **short of** time **similar to** my last job

**successful in** my search food **suitable for** freezing

**superior/inferior to** other products **sure of/certain of** the facts

a style **typical of/characteristic of** the period

**used to/accustomed to** late nights **Welcome to** Wales.

nothing **wrong with** me

## 237 Noun + preposition

- 1 Some nouns can take a particular preposition.

*a tax on tobacco      time for lunch      the price of bread*  
*no pleasure in shopping      feel pity for the victims*  
*an example of what I mean      room for lots of luggage*

### NOTE

- a Sometimes we use the same preposition as with a related verb or adjective.

Verb/Adjective + preposition

*He objected to the idea.*

*It protects you from the cold.*

*I'm interested in art.*

*We were angry at what happened.*

Sometimes the verb takes a direct object but the noun takes a preposition.

Verb

*I answered the question.*

*They demanded more money.*

Noun + preposition

*his objection to the idea*

*protection from the cold*

*an interest in art*

*our anger at what happened*

Noun + preposition

*my answer to the question*

*their demand for more money*

- b Some nouns can take different prepositions.

*a discussion of/about/on politics today*

Sometimes the choice of preposition depends on the meaning.

*his apology for being late his apology to the teacher*

- 2 Here are some more examples of noun + preposition.

- a *Advantage*

*England had the advantage of playing at home.*

*There's usually an advantage in playing at home.*

- b *Chance, possibility*

*the chance/opportunity of a quick profit      no possibility of an agreement*

- c *Connection, difference etc*

*a link/connection with another murder*

*a link/connection between the two murders*

*Jill's relationship with Hugo*

*the relationship between them*

*the contrast with the other side of town*

*the contrast between the two areas*

*the difference between American football and soccer*

*an alternative to conventional medicine*

*a substitute for wood*

- d *Effect, influence*

*The new law has had some effect on people's behaviour.*

*The Beatles had a great influence on/over their generation.*

- e *Increase etc*

*an increase/a rise in crime*

*a reduction/decrease in sales*

*a delay in approving the plan*

*an increase a rise of ten per cent*

*a reduction/decrease of four per cent*

*a delay of two months*

f *Method, answer etc*

a **way/method of** improving your memory      the **question of** finance  
the **answer/solution/key to** the problem      a **scheme for** combating crime  
the **cause of/reason for** the accident

g *Need, wish etc*

These nouns take *for*: *appetite, application, demand, desire, need, preference, request, taste, wish.*

a **need for** low-cost housing      a **desire for** peace and quiet

NOTE

*Hope* takes *of* or *for*.

There's no **chance/hope of** getting there in time.

Our **hopes of/for** a good profit were disappointed.

h *Opinion, belief etc*

your **opinion of** the film      his **attitude to/towards** his colleagues  
a **belief in** conservative values      an **attack on** the scheme  
no **regard/respect for** our institutions      **sympathy for** the losers  
people's **reaction to** the news

i *Report, complaint etc*

a **report on/about** agriculture      a **comment on/about** the situation  
an **interview with** the President **about** the military action  
a **complaint about** the noise

j *Student, ability etc*

a **student of** law      great **ability in/at** music  
a **knowledge of** the rules      **research into** waste-recycling  
her **skill at** handling people      an **expert on/at/in** work methods  
some **experience of/in** selling

NOTE

Compare *success in, success at* and *make a success of*.

We had some **success in** our attempts to raise money.

I never had any **success at** games.

Alan **made a success of** the taxi business.

k *Trouble etc*

having **trouble with** the computer      What's the **matter with** it?  
some **damage to my** car      a **difficulty over/with** the arrangements  
a **lack of** money

# 29

## Sentences with more than one clause

### 238 Summary

#### Types of clause • 239

A sentence has one or more main clauses. A main clause has a finite verb. We use *and*, *or*, *but* and *so* to join main clauses.

*It was late, **and** I was tired.*

We use *because*, *when*, *if*, *that* etc in a sub clause.

*I was tired **because** I'd been working.*

*It was late **when** I got home.*

A sub clause can be non-finite.

*I was too tired **to do** anything else.*

*I was tired **after** working all day.*

#### Clause combinations • 240

A sentence can consist of a number of main clauses and sub clauses.

#### Tenses in sub clauses • 241

We often use the same tense in the main clause and sub clause.

*They **found** an interpreter who **spoke** all three languages.*

After expressions such as *wish*, we use the past simple or past perfect for something unreal.

*I **wish** the climate here **was** warmer.*

*Natalie looked **as if** she'd **seen** a ghost.*

#### The subjunctive • 242

We can use the subjunctive in a few formal contexts.

*They requested that the ban **be** lifted.*

*We'd rather there **were** a doctor present.*

### 239 Types of clause

#### ATTEMPTED SUICIDE

*A New York painter decided to end it all by throwing himself off the Empire State Building. He took the lift up to the 86th floor, found a convenient window and jumped. A gust of wind caught him as he fell and blew him into the studios of NBC television on the 83rd floor. There was a live show going out, so the interviewer decided to ask the would-be suicide a few questions. He admitted that he'd changed his mind as soon as he'd jumped.*

(from J. Reid *It Can't Be True!*)

## 1 Main clauses

- a We can use *and* to join two main clauses.

*The man went up to the 86th floor **and** he jumped.*

*His paintings weren't selling, **and** he had money problems.*

Two main clauses linked together are 'co-ordinate clauses'.

When the subject is the same in both clauses, we can leave it out of the second one.

*The man went up to the 86th floor **and** (he) jumped.*

*A gust of wind caught him **and** (it) blew him back into the building.*

### NOTE

- a For ways of punctuating two main clauses, • 56(2).

- b As well as the subject, we can leave out the auxiliary to avoid repeating it.

*I've peeled the potatoes **and** (I've) washed them.*

*He was taken to hospital **and** (he was) examined.*

- c We can join more than two clauses. Usually *and* comes only before the last one.

*He took the lift up, found a convenient window **and** jumped.*

- b We can also use *or*, *but* and *so* in co-ordinate clauses.

*We can take a taxi or (we can) wait for a bus. • 245*

*He jumped off the 86th floor **but** (he) survived. • 246*

*There was a show going out, **so** they asked him some questions. • 247*

### NOTE

In informal English *and* can also mean 'but' or 'so' depending on the context.

*He jumped off **and** survived. (= but)*

*The doctors found nothing wrong with him **and** sent him home. (= so)*

- c The two clauses can be separate sentences.

*The man went up to the 86th floor. **And** he jumped.*

*He jumped. **But** then something amazing happened.*

- d *And*, *or* and *but* can also join phrases or words.

*The painter **and** the interviewer had a chat. • 13*

*The man was shaken **but** unhurt. • 202(2,3)*

## 2 Sub clauses

- a Sometimes one clause can be part of another.

*A gust of wind caught him **as he fell**.*

*He admitted **that he'd changed his mind**.*

Here *as he fell* and *that he'd changed his mind* are 'subordinate clauses' or sub clauses. In a sub clause we can use *because*, *when*, *if*, *that* etc.

- b The word order in the sub clause is the same as in the main clause.

*He admitted **that he'd changed his mind**.*

NOT *He admitted that he his mind had changed.*

- c A sub clause is part of the main clause, in the same way as a phrase is.

For example, it can be an adverbial or an object.

Adverbial: *A gust of wind caught him **on the way down**.*

- 248 *A gust of wind caught him **as he fell**.*

Object: *He admitted **his mistake**.*

- 262(1) *He admitted **that he'd changed his mind**.*

Another kind of sub clause is a relative clause. •271

*A man who had money problems threw himself off the building.*

This clause modifies *a man*.

### 3 Finite and non-finite clauses

- a A finite clause has a main verb.

*He regrets now that he jumped.*

*You can go up to the top of the building.*

A finite clause can be a main clause (*He regrets now*) or a sub clause (*that he jumped*).

NOTE

A finite clause has a subject unless we leave it out to avoid repetition.

*The wind caught him and (it) blew him through the window.*

- b A non-finite clause has an infinitive, • 115; a gerund, • 128; or a participle, • 134.

*To tell you the truth, I was terrified.*

*He regrets now having jumped.*

*The people watching the show were astonished.*

NOTE

A non-finite clause often has no subject, but it can have one.

*The show having finished, the man left the studio.*

## 240 Clause combinations

- 1 A sentence can have more than one main clause and/or sub clause.

*I feel tired if I stay up, but I can't sleep if I go to bed.*

The two main clauses (*I feel tired, I can't sleep*) are linked by *but*. They both have a sub clause with *if*.

We can also link sub clauses with *and, or, but* or *so*.

*George knew that Amy was very ill and wouldn't live much longer.*

Here *and* links the two sub clauses *that Amy was very ill* and *(she) wouldn't live much longer*.

- 2 Look at these sentences with two sub clauses.

*He admitted that he'd changed his mind as soon as he'd jumped.*

*Although it was hard work, I enjoyed the job because it was interesting.*

*Jane met the artist who painted the picture that caused all the controversy.*

- 3 We can also use non-finite clauses to build up more complex sentences.

*He admitted having changed his mind after jumping.*

*The gallery intends to buy more pictures painted by local artists.*

- 4 Look at these two sentences from a real conversation.

*'Eventually we took off, but instead of landing at Zurich, we had to go to Basle, which meant a longer, and an added train journey. Well, we hung about waiting for a representative to come and tell us what to do, and after an hour and a half nobody came, so we took a taxi and went into Basle, and because we'd missed the train we decided to stay the night there.'*

(from M. Underwood *What a Story!*)

These are the main clauses and sub clauses.

### Sentence 1

Main clause

*Eventually we took off,*

Main clause

*but we had to go to  
Basle,*

Sub clause

*instead of  
landing at  
Zurich,*

Sub clause

*which meant a  
longer, and an  
added train journey.*

### Sentence 2

Main clause

*Well, we hung about*

Sub clause

*waiting for a  
representative*

Sub clause

*to come*

Sub clause

*and tell us*

Sub clause

*what to do,*

Main clause

*and after an hour and  
a half nobody came,*

Main clause

*so we took a taxi*

Main clause

*and went into Basle,*

Main clause

*and we decided*

Sub clause

*to stay the  
night there,*

Sub clause

*because we'd  
missed the train.*

## 241 Tenses in sub clauses

### 1 Sequence of tenses

- a The verb in a sub clause is usually in the same tense as the verb in the main clause. Here they are both present.

*Even some people who **have** tickets **aren't** able to get into the stadium.*

And here both verbs are past.

*Even some people who **had** tickets **weren't** able to get into the stadium.*

*When **Jemima appeared** I saw immediately that something **was** wrong.*

*I **came** home early yesterday because I **didn't feel** very well.*

We use the past (*didn't feel*) because we are talking about yesterday.

NOTE

Compare direct speech.

*'When **Jemima appeared**, I **thought** 'Something **is** wrong.'*

- b For the present simple in a sub clause of future time, • 77.

*I'll ask **Jemima** when she **gets** here.*

## 2 Verbs after *wish*

### a *Wish - would*

*I wish people **wouldn't leave** this door open.*

*I wish Simon **would reply** to my letter.*

This pattern expresses a wish about the future, for example a wish for a change in someone's behaviour, or a wish for something to happen. It can express a rather abrupt request or complaint.

*I wish you **wouldn't smoke**.*

### b *Wish - past tense/could*

*I wish I **had** more spare time.*

*Bob wishes he **knew** what was going on.*

*I wish I **could ski**. I'm hopeless at it.*

This pattern expresses a wish for something in the present to be different, for example the amount of spare time I have. We cannot use *would* here.

NOT *I wish I would have more spare time.*

### c *Wish -past perfect/could have*

*I wish I **had** never **bought** this toaster. It's always going wrong.*

*I wish you'd **told** me you had a spare ticket for the show.*

*Angela wishes she **could have gone** to the party, but she was away.*

This pattern expresses a wish about the past. We cannot use *would have*.

NOT *I wish you would have told me.*

### d *If only*

*If only* means the same as *I wish*, and we use it in the same patterns.

***If only** Simon **would reply** to my letter.*

*If only* can be more emphatic than *wish*. It often expresses regret.

***If only you'd told** me you had a spare ticket for the show. I'd have loved to go.*

#### NOTE

a After *if only* we can sometimes use the present tense in a wish about the future.

***If only** the train gets in on time, we'll just catch the two o'clock bus.*

b *Only* can sometimes be in mid position.

***If** you 'd **only** told me, I could have gone.*

## 3 The unreal present and past

### a Compare these sentences.

Past simple: *Suppose we **were** rich. (We aren't rich.)*

*Imagine you **wanted** to murder someone. (You don't want to.)*

Past perfect: *I wish I **had reserved** a seat. (I didn't reserve one.)*

*I'd rather you'd **asked me first**. (You didn't ask me.)*

The past simple expresses something unreal in the present, something that is not so. The past perfect expresses something unreal in the past. We can use these patterns with *suppose*, *supposing*, *imagine*; *wish*, • (2); *if only*, • (2d); *would rather*; *if*, • 257; *as if/as though*.



## NOTE

- a After *it's time* we use the unreal past.

*It's time I got my hair cut. It's rather long.*

We can also use these patterns.

*It's time for tea. It's time to get the tea ready.*

- b After *as if/as though* we can also use a present tense.

*Gary behaves as if he owns/owned the place.*

- b After *suppose, supposing* or *if* we can use either the present or the past for a possible future action.

*Suppose/Supposing something goes/went wrong, what then?*

*What if you don't/didn't have enough money to get home?*

## 242 The subjunctive

- 1 The subjunctive is the base form of a verb.

*The committee recommended that the scheme go ahead.*

*The Opposition are insisting that the Minister resign.*

*It is important that an exact record be kept.*

We can use the subjunctive in a *that*-clause after verbs and adjectives expressing the idea that an action is necessary, e.g. *ask, demand, insist, propose, recommend, request, suggest; advisable, anxious, desirable, eager, essential, important, necessary, preferable, willing.*

## NOTE

It often makes no difference whether a form is subjunctive or not.

*We recommend that both schemes go ahead.*

- 2 The subjunctive is rather formal. It is used more in American English. In British English we often use *should* instead, or we use the normal form of the verb.

*The committee recommended that the scheme should go ahead.*

*The Opposition are insisting that the Minister resigns.*

## NOTE

After an adjective we can use a *to*-infinitive.

*It is important to keep an exact record.*

- 3 There are some expressions that we use for something unreal, e.g. *suppose, wish, would rather, if, as if/as though*, • 241(3). After these expressions we can use the past subjunctive *were* instead of *was*.

*Suppose the story was/were true.*

*The man looked as if he was/were drunk.*

But *were* is a little formal and old-fashioned here, except in the phrase *if I were you* (= in your place).

*If I were you, I'd accept the offer.*

# 30

## *And, or, but, so etc*

### 243 Summary

We can use a conjunction to link two main clauses together in a sentence.

*Tom had no food, **and** he had to pay the rent.*

We can use an adverb or a prepositional phrase to link the meaning of two main clauses or two sentences.

*Tom had no food, and he **also** had to pay the rent.*

*Tom had no food. He **also** had to pay the rent.*

*Tom had to buy some food. **Besides that**, there was the rent.*

#### **Words meaning 'and' • 244**

*and, too, as well (as), either, also, in addition (to), besides, furthermore, moreover, both... and..., not only... but also...*

#### **Words meaning 'or' • 245**

*or, either ...or..., neither... nor...*

#### **Words meaning 'but' • 246**

*but, though, however, nevertheless, even so, all the same, although, even though, in spite of, despite, whereas, while, on the other hand*

#### **Words meaning 'so' • 247**

*so, therefore, as a result (of), in consequence (of)*

### 244 Words meaning 'and'

- 1 We can use *and* to link two clauses. • 239(1)

*Gene Tunney was a boxer, **and** he lectured on Shakespeare.*

The adverbs *too* and *as well* are more emphatic than *and*.

*Gene Tunney was a boxer. He lectured on Shakespeare, **too/as well**.*

These adverbs usually come in end position.

The negative is *either*.

*I haven't got a car, and I haven't got a bike **either**.*

NOT *I haven't got a bike too/as well.*

*Also* usually goes in mid position.

*Gene Tunney was a boxer, and he **also** lectured on Shakespeare.*

We can use these forms to make an additional point, for example when developing an argument.

*I've got all my usual work, and **in addition** I've got to write a report.*

*The material is very strong. **Besides**, it is cheap to produce.*

*It's raining quite hard. **What's more**, I have no umbrella.*

*Further(more) and moreover* are a little formal.

*The country had suffered greatly during the war. **Furthermore/Moreover**, it had no money.*

*These matters are giving cause for concern. **Further**, I must draw your attention to a recent press report.*

*And then* and *on top of that* are informal.

*I'm too busy to travel all that way. **And then** there's the expense.*

*We've got workmen in the house. **On top of that**, my sister is staying with us.*

NOTE

*Plus* as a conjunction is informal.

*I've got all my usual work, **plus** I've got to write a report.*

We can use the prepositions *as well as*, *in addition to* and *besides* with a noun or gerund.

*Gene Tunney was a university lecturer **as well as** a boxer.*

***In addition to** doing all my usual work, I've got to write a report.*

We can also use *along with* and *together with* before a noun.

*I've got my sister to look after **along with** the workmen.*

***Together with a film crew**, they are walking towards the South Pole.*

To add emphasis we can use *both... and* or *not only...but also*.

*Gene Tunney was **both** a boxer **and** a Shakespeare scholar.*

*He was **not only** a boxer, **but he also** lectured at Yale University.*

## 245 Words meaning 'or'

We use *or* to express an alternative. *Either... or* is more emphatic.

*You can go right **or** left.*

*You can go **either** right **or** left.*

*I've **either** left my bag on the bus **or** at the office.*

***Either** you do the job yourself, **or** we pay someone to do it.*

For *or* in questions, • 31.

NOTE

a We can also use *alternatively*.

*We can cancel the meeting. **Alternatively**, we can find somewhere else to hold it.*

b *Or* can mean 'if not'.

*We'd better hurry, **or (else)** we'll be late/otherwise we'll be late.*

In the negative we can use *not...or*, but *neither... nor* is more emphatic and a little more formal.

*The road was closed. I couldn't go right **or** left.*

*The road was closed. I could go **neither** right **nor** left.*

*A deaf-mute is someone who can't hear **or** speak.*

*A deaf-mute is someone who can **neither** hear **nor** speak.*

***Neither** the post office **nor** the bank was/were open.*

## 246 Words meaning 'but'

- 1 As well as the conjunction *but*, we can use the adverb *though*.

*We found an Information Centre, **but** it was closed.*

*We found an Information Centre. It was closed, **though**.*

*But* always comes at the beginning of the clause and *though* (as an adverb) in end position. *Though* is rather informal.

NOTE

- a We can also use *though* as a short form of the conjunction *although*. • (3)

*We found an Information Centre, **though** it was closed.*

- b There is a special use of *may* in a clause followed by *but*.

*These pens are cheap/may be cheap, **but** they're useless.*

- 2 We can also use the adverbs *however* and *nevertheless*.

*The Great Fire destroyed much of London. **However/Nevertheless**, only six people lost their lives.*

These adverbs are a little formal. They often go in front or end position. They can also sometimes go in mid position or after the subject.

*Only six people, **however**, lost their lives.*

We can also use *even so* and *all the same*. They usually go in front or end position.

*She has lots of friends. **Even so/All the same** she often feels lonely.*

NOTE

*Yet* and *still* are usually adverbs of time; • 210(2). *Yet* can also be a conjunction meaning 'but'. It is a little formal.

*There was widespread destruction, **yet** only six people died.*

*Still* can be an adverb meaning 'but'.

*I know flying is safe. **Still**, you won't find me on an aeroplane.*

- 3 We can use a sub clause with the conjunction *although*. The sub clause comes before or after the main clause.

***Although** the Great Fire destroyed much of London, only six people died.*

*I drank the beer **although** I didn't want it.*

Compare the use of *but*.

*I didn't want the beer, **but** I drank it.*

In informal English we can use *though* as a conjunction.

*The team lost, **though/although** they played quite well.*

*Even though* is more emphatic than *although*.

*My father runs marathons, **even though** he's sixty.*

NOT *even although he's sixty*

NOTE

There is a pattern with *as* or *though* where an adjective or adverb goes in front position.

*Much as I like Tom, he does get on my nerves sometimes.*

*Strange **though** it may seem, I've never been to Paris.*

- 4 We can use the prepositions *in spite of* and *despite* with a noun or gerund.

***In spite of/Despite** the widespread destruction, only six people died.*

*The family always enjoy themselves **in spite of** having/**despite** having no money.*

NOT *despite of having*

We cannot use these words before a finite clause.

NOT *in spite of the Great Fire destroyed much of London*

But we sometimes use *in spite of/despite the fact that*, especially if the two clauses have different subjects.

***In spite of the fact that the Great Fire destroyed much of London,...***

But *although* is usually neater.

***Although the Great Fire destroyed much of London,...***

In the sentence *The team lost but they played well*, the conjunction *but* expresses the idea that playing well is in contrast with losing and is therefore unexpected.

There is also a weaker meaning of *but*.

*I'm right-handed but my brother is left-handed.*

Here *but* expresses the idea that something is different but not unexpected. To express this idea of difference, we can also use the conjunctions *whereas* or *while*.

*I'm right-handed whereas/while my brother is left-handed.*

We can also use the adverbial *on the other hand* to link two sentences. It can go in front, mid or end position or after the subject.

*Birmingham is a big city. Warwick, on the other hand, is quite small.*

NOTE

We use *on the contrary* only when we mean that the opposite is true.

*Warwick isn't a big city. On the contrary, it's quite small.*

## 247 Words meaning 'so'

- 1 We use *so* to express a result.

*It hasn't rained for ages, (and) so the ground is very dry.*

*So* is a conjunction. It comes at the beginning of a clause.

The adverb *therefore* is a little formal. It often goes in mid position, but it can go in front or end position or after the subject.

*There has been no rain for some time. The ground is therefore very dry.*

NOTE

We usually repeat the subject after *so*.

*We lost our way, so we were late.*

- 2 We can also use the adverbials *as a result*, *consequently* and *in consequence*.

*The computer was incorrectly programmed, and as a result/and in consequence the rocket crashed.*

*In consequence* is more formal.

*As a result of* and *in consequence of* are prepositions.

*The rocket crashed as a result of/in consequence of a computer error.*

- 3 *The ground is so dry (that) the plants are dying.*

*There was so much steam (that) we couldn't see a thing.*

*The place looked such a mess (that) I couldn't invite anyone in.*

Here a sub clause (*that the plants are dying*) expresses the result of the ground being very dry, there being so much steam, and so on. *So* and *such* express degree;

• 212(4). We cannot use *very* or *too* in this pattern.

# 31

## Adverbial clauses

### 248 Summary

#### Introduction to adverbial clauses • 249

An adverbial clause plays the same part in a sentence as other adverbials do.

*I listen to music **in the car**.* (adverbial phrase)

*I listen to music **while I'm driving**.* (adverbial clause)

Some adverbial clauses are non-finite.

***While driving** I listen to music **to pass the time**.*

#### Clauses of time • 250

*It hurts **when I laugh**.*

#### Clauses of reason • 251

*I bought this coat **because it was cheap**.*

#### Clauses of purpose • 252

*He wore dark glasses **so that no one would recognize him**.*

#### Other adverbial clauses • 253

*Sue parked the car **where she had the day before**.*

*No one else spends money **the way you do**.*

#### Whoever, whatever etc • 254

***Whoever suggested the idea**, it's still nonsense.*

#### NOTE

For contrast, e.g. *although, in spite of, whereas*, • 246.

For result, e.g. *so/such ... that*, • 247(3).

For conditions, e.g. *if, unless*, • 255.

For comparison, e.g. *than, as*, • 221 (3d, 4).

### 249 Introduction to adverbial clauses

- 1 An adverbial clause is part of the main clause in the same way as other adverbials are, such as an adverb or prepositional phrase.

*We could play cards **afterwards**.*

*We could play cards **after the meal**.*

*We could play cards **after we've eaten**.*

- 2 The clause usually goes in front position or end position.

***If you like**, we could play cards.*

*We could play cards **if you like**.*

A comma is more usual when the adverbial clause comes first.

NOTE

It is possible but less usual for the adverbial clause to go in the middle of the main clause.

*We could, if you like, play cards.*

- 3 The order of clauses depends on what is new and important information. We usually put the important information at the end of the sentence.

*I arrived about ten minutes after the start of the meeting. I was late **because Don was telling me his problems**.*

Here *I was late* relates back to *ten minutes after the start*. The information about Don is new. But now look at this example.

*You know how Don talks. Well, **because he was telling me his problems, I was late**.*

Here the clause with *because* relates back to *Don talks*. The information *I was late* is new.

- 4 There are also non-finite adverbial clauses.

- a We can use an infinitive or participle clause.

*Check it again **to make sure**. Dave lay in bed **thinking**.*

We can use a conjunction + participle or a preposition + gerund.

***While waiting**, Colin paced up and down. • 139(3)*

*You can't go all day **without eating**. • 132(8)*

- b With some conjunctions, we can form a short clause without a verb.

*A car must be taxed **when (it is) on the road**.*

These conjunctions are *when, while, once, until, where, if* and *although*.

For more examples, • 199(5c).

## 250 Clauses of time

- 1 We form an adverbial clause of time with a conjunction.

*It always rains **after** I've washed my car.*

*The doorbell rang **as/while** I was changing.*

*I'll come and see you **as soon as** I've finished work.*

*Have some coffee **before** you go.*

*I've usually left the house **by the time** the postman comes.*

NOT *by the postman comes*

***Once** you've learnt to swim, you'll never forget.*

*Lots has happened **since** I last saw you.*

***Till/Until** the cheque arrives, I can't pay my rent.*

*Mozart could write music **when** he was only five.*

For *before you go* referring to the future, • 77.

*Before, after, since* and *till/until* can also be prepositions.

*Lots has happened **since** your last visit.*

- 2 We can use a gerund after *before*, *after* and *since*. • 132(8a)  
*I always have a shower **after taking** exercise.*
- 3 We can use a participle after *when*, *while*, *once* and *until*. • 139(3)  
*Take care **when crossing** the road.*  
*Please wait **until told** to proceed.*  
We can also use a participle without a conjunction. • 139(1)  
*Take care **crossing** the road.*  
***Having glanced** at the letter, Helen pushed it aside.*
- 4 *When*, *while* and *as* refer to two things happening at the same time. For more examples, • 66(2b).
- a *While* and *as* suggest something continuing for a period of time.  
***While** Ann was in hospital, she had a visit from her teacher.*  
*As we were cycling along, we saw a fox.*  
We can also use *when* here.  
For a complete action we use *when*.  
*We were cycling along **when** we saw a fox.*  
***When** I arrived, the party was in full swing.*  
We can also use *when* for one thing coming straight after another. • 68(3)  
***When** I knocked, Fiona opened the door.*
- b *When* can also mean 'every time'.  
***When** you dial the number, no one answers.*  
*I cycle to work **when** it's fine.*  
*Whenever* and *every time* are more emphatic.  
***Whenever/Every time** Max calls, he brings me flowers.*
- c We can use *as* (but not *while*) to express the idea that a change in one thing goes with change in another.  
*As we drove further north, the weather got worse.*  
Compare ***The** further north we drove,...* • 222(2)
- d *Just as* means 'at that exact moment'.  
***Just as** we came out of the theatre, the rain started.*
- 5 To emphasize the idea of one thing coming immediately after another, we can use these conjunctions.  
***As soon as/Immediately** the gates were open, the crowds rushed in.*  
***The minute/The moment** you hear any news, let me know.*  
We can also use these patterns with *no sooner* and *hardly*.  
*Martin had **no sooner** sat down **than** the phone rang.*  
*I had **hardly** started work **when** I felt a pain in my back.*  
In both patterns we can use inversion. • 17(6c)  
***No sooner** had Martin sat down **than** the phone rang.*  
***Hardly** had I started work **when** I felt a pain in my back.*  
NOTE Americans do not use *immediately as*, a conjunction. • 307(3)



## 251 Clauses of reason

- 1 We form an adverbial clause of reason with a conjunction such as *because*.

*I made mistakes **because** I was tired.*

*As the weather is often warm, many of the homes have swimming pools.*

***Since** no one asked me, I didn't tell them.*

***Seeing (that)** it's so late, why don't you stay the night?*

***Now (that)** I've finished the course, I have to look for a job.*

NOTE

- a Compare a clause of result. • 247

*I was tired, so I made mistakes.*

- b *Because* is the most common conjunction of reason. We can use it to answer a question with *why*.

***Why** did you make so many mistakes? ~ (**Because**) I was tired.*

- c We sometimes use *because* to give a reason for saying the main clause.

*Is your car for sale, **because** I might be interested?*

- d Compare these sentences.

*I didn't go to the exhibition **because** I was busy. I'm sorry I missed it.*

*I didn't go to the exhibition **because** I was interested. I went there to see Sandra.*

In the second sentence there is extra stress on *interested*.

- e *For* (= *because*) is formal and old-fashioned.

*The soldiers were exhausted **for** they had marched a long way.*

A clause with *for* comes after the main clause.

- 2 We can also use a participle clause. • 139(4)

***Being** tired, I made mistakes.*

***Having finished** the course, I have to look for a job.*

- 3 We can also use the prepositions *because of*, *due to*, *in view of* and *on account of*.

*The new welfare scheme was abandoned **because of** the cost.*

NOTE

- a We can use a finite clause after *in view of the fact that* and *due to the fact that*.

*The scheme was abandoned **in view of the fact that** it was proving unpopular.*

- b *Out of* can express a motive for an action.

*I had a look just **out of** curiosity.*

- c *Considering* is a conjunction, preposition or adverb.

***Considering (that)** he's seventy, George is remarkably fit.*

***Considering** his age, George is remarkably fit.*

*George is seventy, you know. He's remarkably fit, **considering**.*

## 252 Clauses of purpose

- We can use a to-infinitive clause to express purpose. • 119(1)

*I'd just sat down **to read** the paper.*

*In order to* and *so as to* are more emphatic. They are also a little formal.

*The company borrowed money (**in order**) **to** finance their advertising.*

*Paul wore a suit to his job interview (**so as**) **to** make a good impression.*

*(**In order**) **to** save time we'll fax all the information.*

The negative is *in order not to* or *so as not to* but we cannot use *not to* on its own.

*I wrote it in my diary **so as not to** forget.*

After *so that* we use a finite clause, often with the present simple or with *will*, *would*, *can* or *could*.

*You should keep milk in a fridge **so that** it stays fresh.*

*I wrote it in my diary **so that** I wouldn't forget.*

*Why don't you take a day off **so that** you can recover properly?*

*In order that* is formal and less common than *so that*.

*We shall let you know the details soon **in order that** you can/may make your arrangements.*

NOTE

- a We use *so that* rather than a to-infinitive when the two clauses have different subjects.

*Moira left some salad **so that** James could eat it later.*

But after *for* we can use a subject + to-infinitive. • 126(6)

*Moira left some salad **for** James to eat later.*

- b In informal English we can use *so* instead of *so that*. Compare purpose and result.

Purpose: *I took a day off **so (that)** I could recover properly.*

Result: *The car simply refused to start, **so (that)** I couldn't get to work.*

But generally we use *so that* for purpose and *so* for result.

- c We can sometimes use *to avoid* or *to prevent* rather than a negative clause with *so that*.

*He kept his shirt on **so that** he wouldn't get sunburnt.*

*He kept his shirt on **to avoid** getting sunburnt.*

We can use *for* with a noun to express the purpose of an action.

*We went out **for** some fresh air. Why not come over **for** a chat?*

To express the general purpose of a thing, we normally use *for* with a gerund.

*A saw is a tool **for** cutting wood.*

*The small scale is **for** weighing letters.*

We use the to-infinitive to talk about a specific need or action.

*I need a saw **to cut** this wood.*

*I got the scale out **to weigh** the letter.*

NOT *I got the scale out for weighing the letter.*

NOTE

- a After *use* there can be either *for* + gerund or a to-infinitive.

*We use a ruler **for** measuring/**to** measure things.*

- b There is also a pattern with *for* and the to-infinitive. • 126(6)

***For** the scale **to** register correctly, it has **to** be level.*

But NOT *for to weigh the letter*

## 253 Other adverbial clauses

### 1 Place

*Where the road bends left, there's a turning on the right.*

*Sebastian takes the teddy bear everywhere he goes.*

### 2 Manner

*Do it (in) the way (that) I showed you.*

*Why can't I live my life how I want to live it?*

*Jessica behaved as/like she always does.*

*How can you act as if/as though nothing had happened?*

## NOTE

- a In British English *like* as a conjunction is often avoided except in an informal style. It is safer to use *as*.  
*There was trouble at the carnival, as there was last year.*  
 But we can use *like* as a preposition. • 228(6)  
*Like last year, there was trouble.*
- b We can use *look as if*, *look as though* and *look like* (informal) to describe how something looks.  
*You look as if/look as though/look like you've seen a ghost.*  
 We can also use this pattern for what we can see is probably going to happen.  
*It looks as if/looks as though/looks like it's going to be a nice day.*  
 We can also use *look like* + gerund with the same meaning.  
*It looks like being a nice day.*

### 3 Comment and truth

*As you know, things are difficult just now.*  
*Putting it another way, why should I bother?*  
*To tell you the truth, I don't think you've much chance of success.*  
*As far as I can tell, there's nothing wrong.*

### 4 In that and insofar as

*The party was a disappointment in that/insofar as the celebrity guest didn't turn up.*

Here the sub clause explains in what way the main clause is true.

### 5 Except

*The car's all right, except (that) the heater doesn't work.*  
 Leaving out *that* is informal.

## 254 Whoever, whatever etc

- 1 We can use these words with the meaning 'it doesn't matter who', 'it doesn't matter what', etc.

*Whoever plays in goal, we're bound to lose.*

*I won't change my mind whatever you say.*

*Whenever I ring Tracy, she's never there.*

*I can't draw faces, however hard I try.*

We can use *whoever*, *whatever*, *whichever*, *whenever*, *wherever* and *however*.

## NOTE

For *Whoever is going to be in goal?*, • 26(6c).

For *Whoever plays in goal wears this shirt*, • 281.

- 2 We can also use *no matter*.

*I won't change my mind no matter what you say.*

*No matter where we go on holiday, you never like it.*

# 32

## Conditional clauses

### 255 Summary

#### The use of conditional clauses • 256

We often use *if* to express a condition.

*If you're going into college, I could give you a lift.*

Here there is a conditional clause (*If you're going into college*) and a main clause (*I could give you a lift*).

Conditions can be open or unreal.

Open: *If it rains tomorrow, I won't go.*

Unreal: *If I was a bit taller, I could reach.*

#### Verbs in conditional sentences • 257

There are many different combinations of verb forms. Here are some examples.

*If I complain, no one ever takes any notice.*

*If I complain, no one will take any notice.*

*If I complained, no one would take any notice.*

*If I had complained, no one would have taken any notice.*

#### Should, were, had and inversion • 258

We can use inversion in clauses with *should*, *were* and *had*.

*Should it rain, the reception will be held indoors.*

#### If, as long as, unless, in case etc • 259

Besides *if* we can use other conjunctions to express a condition.

*You can picnic here as long as you don't leave litter.*

### 256 The use of conditional clauses

- 1 This real conversation contains some conditional clauses.

RENEWING YOUR LIBRARY BOOKS

Reader: *And if I want to renew my books, do I have to come in, or can I phone and renew them? I think there's a system where I can phone and tell you the numbers or something like that?*

Librarian: *Yes, that's quite all right. Or you can even send us a letter. As long as you give us the accession number of the book.*

Reader: *That's the number on the back?*

Librarian: *No, that's the class number. The number - the accession number - you'll find **if you open the book on the fly-leaf**. It's usually about six numbers at least. And **if you'd give us that**, the date that is stamped on the date label - the last date stamped - and your name and address.*

Reader: *Uh-huh. **If I do that**, how do I know that it's all right? I mean, **if you want the book back**, do you write to me?*

Librarian: *Yes, we would do that **if you had written in**, but of course, **if you'd telephoned or called in** we could tell you then.*

(from M. Underwood *Listen to This!*)

Conditions express different degrees of reality. For example, a condition can be open or unreal.

Open: ***If you join the library**, you can borrow books.*

Unreal: ***If you'd arrived ten minutes later**, we would have been closed.*

An open condition expresses something which may be true or may become true. (*You may join the library*). An unreal condition expresses something which is not true or is imaginary. (*You did not arrive later*.)

#### NOTE

A condition can also be definitely true.

*I'm tired. ~ Well, **if you're tired**, let's have a rest.*

The meaning here is similar to *You're tired, so let's have a rest.*

- 2 We can use conditional sentences in a number of different ways: for example to request, advise, criticize, suggest, offer, warn or threaten.

***If you're going into town**, could you post this letter for me?*

***If you need more information**, you should see your careers teacher.*

***If you hadn't forgotten your passport**, we wouldn't be in such a rush.*

*We can go for a walk **if you like**.*

***If I win the prize**, I'll share it with you.*

***If you're walking along the cliff top**, don't go too near the edge.*

***If you don't leave immediately**, I'll call the police.*

## 257 Verbs in conditional sentences

### 1 Introduction

- a We can use many different verb forms in conditional sentences. Here are some real examples.

***If you haven't got television**, you **can't watch** it.*

***If you go to one of the agencies**, they **have** a lot of temporary jobs.*

***If someone else has requested the book**, you **would have to give** it back.*

***If you lived on the planet Mercury**, you **would have** four birthdays in a single Earth year.*

In general we use verb forms in conditional sentences in the same way as in other kinds of sentences. In open conditions we use the present to refer to the future (***if you go to one of the agencies***). When we talk about something unreal we often use the past (***if you lived***) and *would* (*you **would have** four birthdays*).

#### NOTE

When the condition is true, we use verb forms in the normal way.

*Well, **if your friends left** half an hour ago, they **aren't going to get** to Cornwall by tea time.*

- b There are some verb forms which often go together. These patterns are usually called Types 1, 2 and 3.

Type 1: *If the company fails, we will lose our money.*

Type 2: *If the company failed, we would lose our money.*

Type 3: *If the company had failed, we would have lost our money.*

There is another common pattern which we can call Type 0.

Type 0: *If the company fails, we lose our money.*

- c The if-clause usually comes before the main clause, but it can come after it.
- 249(2,3)  
*We lose our money **if** the company fails.*

## 2 Type 0 conditionals

- a The pattern is *if... + present... + present.*

*If the doorbell rings, the dog barks.*

*If you heat iron, it expands.*

Here the pattern means that one thing always follows automatically from another.

We can use *when* instead of *if*.

*If/When I reverse the car, it makes a funny noise.*

(= **Every time I** reverse the car,...)

- b We can also use Type 0 for the automatic result of a possible future action.

*If the team win tomorrow, they get promotion to a higher league.*

This is an open condition. It leaves open the question of whether the team will win or not.

NOTE

As well as the present simple, we can use the continuous.

*If you're practising on the drums, I'm going out.*

## 3 Type 1 conditionals

- a The pattern is *if... ' + present... + will.*

*If it rains, the reception will take place indoors.*

*If we don't hurry, we'll miss the train.*

*The milk will go off if you leave it by the radiator.*

The if-clause expresses an open condition. It leaves open the question of whether it will rain or not. Here the present simple (*if it rains*) expresses future time; • 77.

We do not normally use *will* in an open condition.

NOT *if it will rain* But • (3d).

NOTE

a We can use *will* in the if-clause for a result, something further in the future than the main clause.

*If it does/will do me more good, I'll take a different medicine.*

b We can use *shall* instead of *will* after *I/we*.

*If we don't hurry, we will/shall miss the train.*

- b As well as the present simple, we can use the continuous or perfect.

*If we're having ten people to dinner, we'll need more chairs.*

*If I've finished my work by ten, I'll probably watch a film on TV.*

As well as *will*, we can use other modal verbs and similar expressions in the main clause.

*If we miss the train, we **can get** the next one.*

*If Simon is hoping to borrow the car, he's **going to be** disappointed.*

*If you phone at six, they **might be having** tea.*

We can also use the imperative.

*If you're going out, **take** your key.*

*If you drink, **don't drive**.*

- c A present tense in the if-clause can refer to the present.

*If you **like** tennis, you'll be watching Wimbledon next week, I suppose.*

*If it's **raining** already, I'm definitely not going out.*

- d We can use *will* in the if-clause for willingness and *won't* for a refusal.

*If everyone **will help**, we'll soon get the job done.*

*If the car **won't start**, I'll have to ring the garage.*

We can also use *will* in the if-clause for a request.

*If you'll just **take** a seat, Mr Parsons will be with you in a moment.*

## 4 Type 2 conditionals

- a The pattern is *if... + past... + would*.

*If I **had** lots of money, I **would travel** round the world.*

*If Phil **lived** nearer his mother, he **would visit** her more often.*

*I'd **tell** you the answer if I **knew** what it was.*

Here the past tense expresses an unreal condition. *If I had lots of money* means that really I haven't got lots of money, but I am only imagining it.

We do not use *would* for an unreal condition.

NOT *if I would have lots of money* But • (4e).

### NOTE

We can use *should* instead of *would* after *I/we*.

*If I had lots of money, I **would/should** travel round the world.*

- b We do not usually mix the patterns for open and unreal conditions.

NOT *If I had lots of money, I will travel round the world.*

- c We also use the Type 2 pattern for a theoretical possibility in the future.

*If you **lost** the book, you **would have** to pay for a new one.*

*If we **caught** the early train, we'd be in Manchester by lunch time.*

Here the past tense expresses an imaginary future action such as losing the book.

Compare Types 1 and 2 for possible future actions.

Type 1: *If we **stay** in a hotel, it **will be** expensive.*

Type 2: *If we **stayed** in a hotel, it **would be** expensive.*

Type 1 expresses the action as an open possibility. (We may or may not stay in a hotel.) Type 2 expresses the action as a theoretical possibility, something more distant from reality.

### NOTE

It can be more polite to use the Type 2 pattern because it is more tentative.

***Would** it be OK if I **brought** a friend? ~ Yes, of course.*

*Shall we go along the by-pass? ~ Well, if we **went** through the town centre, it **would** probably **be** quicker.*

- d As well as the past simple, we can use the continuous or *could*.

*If the sun **was shining**, everything would be perfect.*

*If I **could help** you, I would, but I'm afraid I can't.*

As well as *would*, we can use other modal verbs such as *could* or *might* in the main clause.

*If I had a light, I **could see** what I'm doing.*

*If we **could** roll the car down the hill, we **might be able** to start it.*

- e We can use *would* in the if-clause for a request.

*If you **wouldn't mind** holding the line, I'll try to put you through.*

Sometimes there is no main clause.

*If you'd just **sign** here, please.*

We can also use *would like*.

*If you'd **like** to see the exhibition, it would be nice to go together.*

## 5 Open conditions in the past

- a We can use the past tense for an open condition in the past.

*Perhaps Mike took a taxi. ~ Well, if he **took** a taxi, he ought to be here by now.*

*I used to live near the library. If I **wanted** a book, I went and got one/I would go and get one.*

- b We can use a Type 2 pattern as the past of a Type 1.

Type 1: *Don't go. If you **accept** the invitation, you **will regret** it.*

Type 2: *I told you that if you **accepted** the invitation you **would regret** it. And now you are regretting it, aren't you?*

- c We can combine a past condition with a future result.

*If they **posted** the parcel yesterday, it **won't get** here before Friday.*

## 6 Type 3 conditionals

- a The pattern is *if... + past perfect... + would + perfect*.

*If you **had taken** a taxi, you **would have got** here in time.*

*If I'd **phoned** to renew the books, I **wouldn't have had** to pay a fine.*

*The man **would have died** if the ambulance hadn't arrived so quickly.*

*We'd **have gone** to the talk if we'd **known** about it.*

(= We **would** have gone if we **had** known.)

Here the past perfect refers to something unreal, an imaginary past action. *If you had taken a taxi* means that you didn't take one.

We cannot use the past simple or perfect in the main clause.

NOT *If you had taken a taxi, you got/had got here in time.*

NOTE

*Would have* (or *had have*) is not used in the if-clause except in very informal speech.

*If you'd **have taken** a taxi, you'd have got here on time.*

But many people regard this as incorrect.



- b We can use *could* + perfect in the if-clause.

*If I **could have warned** you in time, I would have done.*

We can use other modal verbs such as *could* or *might* + perfect in the main clause.

*If I'd written the address down, I **could have saved** myself some trouble.*

*The plan **might not have worked** if we hadn't had one great piece of luck.*

NOTE

We can also use continuous forms.

*If he hadn't been evicted by his landlord, he **wouldn't have been sleeping** in the streets.*

- c We can mix Types 2 and 3.

*If Tom **was** a bit more ambitious, he **would have found** himself a better job years ago.*

*If you **hadn't woken** me up in the middle of the night, I **wouldn't feel** so tired now.*

NOTE

We can also use a Type 1 condition with a Type 3 main clause.

*If you **know** London so well, you **shouldn't have got** lost.*

## 258 *Should, were, had* and inversion

The following types of clause are rather formal.

- 1 We can use *should* in an if-clause to talk about something which is possible but not very likely.

*I'm not expecting any calls, but if anyone **should ring**, could you take a message?  
If you **should fail** ill, we will pay your hospital expenses.*

NOTE

We can also use *happen to*.

*If anyone **happen to ring/should happen to ring**, could you take a message?*

- 2 Sometimes we use the subjunctive *were* instead of *was*. • 242(3)

*If the picture **was/were** genuine, it would be worth thousands of pounds.*

*If it **wasn't/weren't** for Emma, I'd have no friends at all.*

(= Without Emma,...)

We can also use *were to* for a theoretical possibility.

*If the decision **were to go** against us, we would appeal.*

- 3 We can express a condition with *should* or the subjunctive *were* by inverting the subject and verb.

***Should** anyone ring, could you take a message?*

***Should** we not succeed, the consequences would be disastrous.*

***Were** the picture genuine, it would be worth thousands of pounds.*

***Were** the decision to go against us, we would appeal.*

We can do the same with the past perfect (Type 3, • 257(6)).

***Had** you taken a taxi, you would have got here on time.*

***Had** the guests not complained, nothing would have been done.*

But an if-clause is more common, especially in informal English.

## 259 *If, as long as, unless, in case etc*

### 1 *If and when*

*If the doctor comes, can you let her in?* (The doctor **might** come.)

**When** the doctor comes, can you let her in? (The doctor **will** come.)

We use *if* (not *when*) for an unreal condition.

*If I could see into the future, I'd know what to do.*

(I **can't** see into the future.)

But in some contexts we can use either *if* or *when*. • 257(2a)

### 2 Short clauses

We can use a short clause with *if* but without a verb.

*I'd like a room facing the street if (that is) possible.*

**If** (you are) **in difficulty**, ring this number.

For *if so* and *if not*, • 43(3e).

### 3 *Then*

After an *if*-clause we can use *then* in the main clause.

*If the figures don't add up, (then) we must have made a mistake.*

*If no one else has requested the book, (then) you can renew it.*

### 4 *As long as, provided etc*

As well as *if*, we can also use *as/so long as* and *provided/providing (that)* to express a condition.

*You can renew a book in writing **as long as/so long as** you give its number.*

*I don't mind you using my bike **provided (that)** you take care of it.*

*We are willing to accept your offer **providing (that)** payment is made within seven days.*

*Provided/Providing (that)* is a little formal.

#### NOTE

a *On condition that* is formal.

*We are willing to accept your offer **on condition that** payment is made within seven days.*

b We can use the adverbial *in that case* (= if that is so).

*I've lost my timetable. ~ Well, **in that case** I'll give you another one.*

c We can use the prepositions *in case of* and *in the event of*.

***In case of** difficulty, ring this number. (= If you have any difficulty,...)*

The prepositions *with*, *without* and *but for* can also express a condition.

***With** a bit more time, we could do a proper job. (= If we had a bit more time,...)*

***But for** the climate, Edinburgh would be a perfect place to live.*

### 5 *What if and suppose/supposing*

After a conditional clause with these expressions, there is often no main clause.

***What if** the tickets don't get here in time?*

***Suppose/Supposing** there's nowhere to park?*

## 6 Unless

- a *Unless* means 'if... not'.

*We're going to have a picnic **unless** it rains/if it doesn't rain.  
You can renew a book **unless** another reader has requested it.  
**Unless** you refund my money, I shall take legal action.*

NOTE

We can use *not unless* meaning 'only if'.

*We won't have a picnic **unless** it's fine.*

*Aren't you going to join us?~ **Not unless** you apologize first.*

- b When an unreal condition comes before the main clause, we cannot use *unless*.

*The horse fell. **If** it hadn't fallen, it would have won the race.*

NOT *Unless it had fallen, it would have won.*

But we can use *unless* after the main clause, as an afterthought.

*The horse won easily. No one could have overtaken it, **unless** it had fallen.*

We do not use *unless* when we talk about a feeling which would result from something not happening.

*Alex will be upset **if** you don't come to the party.*

*I shall be very surprised **if** it doesn't rain.*

NOTE

The adverb *otherwise* means 'if not'.

*You are obliged to refund my money. **Otherwise** I shall take legal action.*

- c We can use *and* and *or* to express a condition, especially in informal speech.

*Touch me **and** I'll scream. (= **If** you touch me, I'll scream.)*

*Go away **or** I'll scream. (= **Unless** you go away, I'll scream.)*

## 7 In case

*You should insure your belongings **in case** they get stolen.*

(= ... because they might get stolen.)

*I took three novels on holiday **in case** I felt like doing some reading.*

We can use *should*.

*Take a pill **in case** the crossing is rough/should be rough.*

Compare *if* and *in case*.

*I'll draw some money out of the bank **if** I need it.*

(= I'll draw it out at the time when I need it.)

*I'll draw some money out of the bank **in case** I need it.*

(= I'll draw it out because I might need it later.)

But for *in case of*, • (4) Note c.

NOTE For *in case* in American English, • 307(2).

## 8 Even if and whether ...or

*I wouldn't go on a camping holiday, **even if** you paid me.*

NOT *I wouldn't go even you paid me.*

*Joanne wouldn't want a dog **even if** she had room to keep one.*

*She wouldn't want a dog **whether** she had room for one **or** not.*

***Whether** it's summer or winter, our neighbour always wears a pullover.*

# 33

## Noun clauses

### 260 Summary

#### Introduction to noun clauses • 261

A noun clause begins with *that*, a question word or *if/whether*.

*Joanne remembered **that it was Thursday**.*

*I can't imagine **where Peter has got to**.*

*No one knew **if/whether the rumour was true**.*

We can sometimes leave out *that*.

*I hope **(that) everything will be OK**.*

#### Patterns with noun clauses • 262

Noun clauses come in these patterns.

As object

*I noticed **that the door was open**.*

As complement

*The idea is **that we take it in turns**.*

As subject

***That he could be mistaken** didn't seem possible.*

With the empty subject *it*

*It didn't seem possible **that he could be mistaken**.*

After a preposition

*We had a discussion **about who should be invited**.*

After an adjective

*I was **ashamed that I'd let my friends down**.*

After a noun

*You can't deny **the fact that you received the message**.*

### 261 Introduction to noun clauses

1 A noun clause begins with *that*, a question word or *if/whether*.

*I expected **that** we would be late.*

*We didn't know **what** time it was.*

*We'll have to decide **if/whether** we can afford it.*

Here the noun clauses are the object of the sentence.

Compare a noun phrase and noun clause as object.

Phrase: *We didn't know **the** time.*

Clause: *We didn't know **what** time **it** was.*

A that-clause relates to a statement.

*We would be late. **that** we would be late*

A wh-clause relates to a wh-question.

*What time was it? **what** time it was*

A clause with *if/whether* relates to a yes/no question.

*Can we afford it? **if/whether** we can afford it*

In a clause relating to a question we normally use the same word order as in a statement. • 269(2)

NOT *We didn't know what time was it.*

In informal English we can often leave out *that*.

*I knew (**that**) you wouldn't like this colour.*

We often use noun clauses in indirect speech. • 263

*You **said** you had the number. Mike **asked** what the matter was.*

We can sometimes use a to-infinitive with a question word or *whether*. • 125

*The problem was **how to contact** everyone.*

## 262 Patterns with noun clauses

### 1 The pattern *You know that we haven't any money*

- a A noun clause can be the object of a verb.

*Tim wouldn't say **where he was going**.*

*No one believes (**that**) **the project will go ahead**.*

*We regret **that you did not find our product satisfactory**.*

*I wonder **whether that's a good idea**.*

#### NOTE

We can use a wh-clause or *if/whether* when the noun clause expresses a question or the answer to a question.

*I'll ask **when the next train is**.*

*The figures show **how much the population has increased**.*

- b With *think* and *believe*, we usually put a negative in the main clause, not in the noun clause.

***I don't think** we've got time.*

*I think we haven't got time* is less usual.

With *suppose*, *imagine* and *expect*, we can put the negative in either clause.

***I don't suppose** you're used to this weather.*

*I suppose you **aren't** used to this weather.*

c Here are some verbs we can use before a noun clause.

<i>accept</i>	<i>demonstrate</i>	<i>mean</i>	<i>reply</i>
<i>add</i>	<i>discover</i>	<i>mention</i>	<i>report</i>
<i>advise</i>	<i>doubt</i>	<i>mind</i>	<i>request</i>
<i>agree</i>	<i>dream</i>	<i>notice</i>	<i>reveal</i>
<i>announce</i>	<i>estimate</i>	<i>object</i>	<i>say</i>
<i>answer</i>	<i>expect</i>	<i>observe</i>	<i>see</i>
<i>anticipate</i>	<i>explain</i>	<i>order</i>	<i>show</i>
<i>argue</i>	<i>fear</i>	<i>point out</i>	<i>state</i>
<i>arrange</i>	<i>feel</i>	<i>predict</i>	<i>suggest</i>
<i>ask</i>	<i>find</i>	<i>prefer</i>	<i>suppose</i>
<i>assume</i>	<i>forecast</i>	<i>presume</i>	<i>suspect</i>
<i>beg</i>	<i>forget</i>	<i>pretend</i>	<i>swear</i>
<i>believe</i>	<i>guarantee</i>	<i>promise</i>	<i>teach</i>
<i>check</i>	<i>guess</i>	<i>propose</i>	<i>think</i>
<i>claim</i>	<i>hear</i>	<i>protest</i>	<i>threaten</i>
<i>command</i>	<i>hope</i>	<i>prove</i>	<i>understand</i>
<i>complain</i>	<i>imagine</i>	<i>realize</i>	<i>undertake</i>
<i>confirm</i>	<i>imply</i>	<i>recognize</i>	<i>urge</i>
<i>consider</i>	<i>indicate</i>	<i>recommend</i>	<i>warn</i>
<i>decide</i>	<i>insist</i>	<i>regret</i>	<i>wish</i>
<i>declare</i>	<i>know</i>	<i>remark</i>	<i>worry</i>
<i>demand</i>	<i>learn</i>	<i>remember</i>	<i>write</i>

Some of these verbs can also take a to-infinitive or gerund; • 121. Some verbs take a to-infinitive or gerund but *not* a noun clause, e.g. *aim, avoid, finish, involve, offer, refuse*.

NOTE For *require, intend, allow, permit* and *forbid*, • 122(2b) Note a.

d Sometimes there is a phrase with *to*.

*We explained (to the driver) that we hadn't any money.*

In this pattern we can use *announce, complain, confirm, declare, demonstrate, explain, imply, indicate, mention, observe, point out, pretend, propose, protest, prove, recommend, remark, report, reveal, show, state, suggest, swear, write*.

Sometimes there is an indirect object.

*We told the driver that we hadn't any money.*

In this pattern we can use *advise, assure, convince, inform, notify, persuade, promise, reassure, remind, show, teach, tell, warn*. With most of these verbs we cannot leave out the indirect object. • 265(3)

For details about *tell* and *say*, •266(1).

## 2 The pattern *The problem is that we haven't any money*

A noun clause can be a complement of *be*.

*The truth is (that) I don't get on with my flat-mate.*

*The difficulty was how Emma was going to find us in the crowd.*

### 3 The pattern *That we haven't any money is a pity*

We sometimes use a noun clause as subject.

*That everyone got back safely was a great relief.*

*Which route would be best isn't obvious.*

But it is more usual to use Pattern 4.

We do not leave out *that* when the clause is the subject.

NOT *Everyone got back safely was a great relief.*

NOTE

We can use *whether* (but not *if*) when the clause is the subject.

*Whether I'll be able to come depends on a number of things.*

### 4 The pattern *It's a pity that we haven't any money*

We often use the empty subject *it*. • 50(5)

*It was a great relief that everyone got back safely.*

*It isn't obvious which route would be best.*

*It's hard to say if/whether it's going to rain (or not).*

*It's nice (that) you've got some time off work.*

NOTE

a We can also use *the fact that* or *the idea that*.

*The fact that everyone got back safely was a great relief.*

b For *it* as empty object, • 50(5b).

*I thought it obvious which route would be best.*

c For *it* with *seem*, *happen* etc., • 50(5c).

*It seems (that) I've made a mistake.*

d For the passive pattern *It was decided that we should take this route*, • 109.

### 5 The pattern *I'm interested in how we can earn some money*

A *wh*-clause or *whether* can come after a preposition.

*The government is looking into what needs to be done.*

*He made no comment on whether a decision had been reached.*

We cannot use *if*.

We cannot use a *that*-clause after a preposition. Compare these sentences.

*No one told me about Nicola's illness/about Nicola being ill.*

*No one told me (that) Nicola was ill.*

NOTE

Sometimes we can leave out the preposition.

*I was surprised (at) how cold it was.*

*There's the question (of) whether we should sign the form.*

Other expressions are *to ask (about)*, *aware (of)*, *to care (about)*, *certain (of/about)*,

*conscious (of)*, *curious (about)*, *to decide (on/about)*, *a decision (on/about)*,

*to depend (on)*, *to inquire (about)*, *an inquiry (about)*, *to report (on/about)*, *sure (of/about)*,

*to think (of/about)*, *to wonder (about)*.

But with some expressions we cannot leave out the preposition.

*There was a discussion about when we should leave.*

Others are *confused about*, *difficulty over/about*, *an effect on*, *an expert on*, *an influence on/over*, *interested in*, *a report on/about*, *research into*, *worried about*.

## 6 The pattern *I'm afraid that we haven't any money*

- a We can use a that-clause after some adjectives.

*I'm glad (that) you enjoyed the meal.*

*We were worried (that) there were no life guards on duty.*

*Lucy was sure (that) she could identify her attacker.*

Some adjectives in this pattern are:

<i>afraid</i>	<i>convinced</i>	<i>impatient</i>
<i>amused</i>	<i>delighted</i>	<i>pleased</i>
<i>annoyed</i>	<i>determined</i>	<i>proud</i>
<i>anxious</i>	<i>eager</i>	<i>sorry</i>
<i>aware</i>	<i>glad</i>	<i>sure</i>
<i>certain</i>	<i>happy</i>	<i>surprised</i>
<i>confident</i>	<i>horrified</i>	<i>willing</i>
<i>conscious</i>		

NOTE

We can often use *should*. • 242(2)

*I was surprised that Tom should be so upset over nothing.*

*The organizers were anxious that nothing should go wrong.*

- b We can use a wh-clause after *sure* and *certain*.

*I wasn't sure when the visitors would arrive.*

After some adjectives we can use *how* or *what* expressing an exclamation.

*I was surprised how upset Tom seemed.*

*Melissa was aware what a difficult task she faced.*

## 7 The pattern *The fact that we haven't any money is a problem*

We can use a that-clause after some nouns, mainly ones expressing speech or thought.

*The news that the plane had crashed came as a terrible shock.*

*You can't get around the fact that it's against the law.*

*Whatever gave you the idea that I can sing?*

*I heard a rumour that there's been a leak of radioactivity.*

We do not usually leave out *that* in this pattern.



# 34

## Direct and indirect speech

### 263 Summary

#### Introduction to indirect speech • 264

We use direct speech when we repeat someone's words and indirect speech when we use our own words to report what someone says.

Direct speech: *'I like football,'* Emma said.

Indirect speech: *Emma said she likes football.*

#### Verbs of reporting • 265

We use verbs of reporting such as *say, tell, ask, answer*.

#### *Tell, say and ask* • 266

*Tell* takes an indirect object.

*Emma told me she likes football.*

#### Changes in indirect speech • 267

We have to make changes to the original words when there are changes in the situation.

Nick: *I won't be at the club next week.*

(spoken to you at a cafe a week ago)

You: *Nick said he won't be here this week.*

(speaking to Polly at the club now)

Here there are changes of person (*I he*), place (*at the club here*) and time (*next week this week*).

#### Tenses in indirect speech • 268

We sometimes change the tense of the verb from present to past, especially when the statement may be untrue or is out of date.

*Emma said she liked football, but she never watches it.*

*Leon said he was tired, so he had a rest.*

#### Reporting questions • 269

In an indirect question we use a question word or *if/whether*.

*I'll ask the assistant how much it costs.*

*Vicky wants to know if Emma likes football.*

#### Reporting orders, requests, offers etc • 270

We use a pattern with the to-infinitive to report orders and requests.

*'Could you fill in the form, please?'* *They told/asked us to fill in the form.*

We can also report offers, suggestions etc.

*'I can lend you some money.'* *Sue offered to lend me some money.*

## 264 Introduction to indirect speech

### 1 Direct speech

We use direct speech when we report someone's words by repeating them.

*'I'll go and heat some milk,' said Agnes.* (from a story)

*Gould was the first to admit 'We were simply beaten by a better side.'*

(from a newspaper report)

*'Made me laugh more than any comedy I have seen in the West End this year' -*

*Evening Standard* (from an advertisement)

For an example text and for details about punctuation, • 56(4).

### 2 Indirect speech

- a Instead of repeating the exact words, we can give the meaning in our own words and from our own point of view.

*Agnes said **she would go and heat some milk.***

*Gould admitted **that his team were beaten by a better side.***

Here the indirect speech (or 'reported speech') is a noun clause, the object of *said* and *admitted*. We sometimes use *that*, but in informal English we can leave it out, especially after *say* or *tell*.

*Tom says (that) his feet hurt.*

*You told me (that) you enjoyed the visit.*

We can sometimes use a non-finite clause.

*Gould admitted **having lost to a better side.*** • 270(2d)

*They declared **the result to be invalid.*** • 122(2c)

#### NOTE

- a We use a comma after *said*, *admitted* etc and before direct speech, but not before indirect speech.

*Fiona said, 'It's getting late.'*

*Fiona said it was getting late.*

- b Sometimes the main clause is at the end, as a kind of afterthought. There is a comma after the indirect speech.

*His team were beaten by a better side, Gould admitted.*

*There will be no trains on Christmas Day, British Rail announced yesterday.*

We cannot use *that* when the indirect speech comes first.

- c For *according to*, • 228(1).

- b We can report thoughts as well as speech.

*Louise thought Wayne was a complete fool.*

*We all wondered what was going on.*

- c We can mix direct and indirect speech. This is from a newspaper report about a man staying at home to look after his children.

*But Brian believes watching the kids grow up and learn new things is the biggest joy a dad can experience. 'Some people think it's a woman's job, but I don't think that's relevant any more.'*

In indirect speech we do not need to use a verb of reporting in every sentence. This is from a report about a court case. (The names have been changed.)

*Prosecutor David Andrews said Wilson had stolen a gold wedding ring and credit card and had used the card to attempt to withdraw money from a bank.*

*In the second offence Wilson had burgled premises and taken a briefcase containing takings from a shop.*

*Police had later recovered the bank notes from his home.*

In the second and third paragraphs we could use a verb of reporting.

**The prosecutor also said that in the second offence...**

**Mr Andrews added that police had...**

But it is not necessary to do this because it is clear that the article is reporting what the prosecutor said.

## 265 Verbs of reporting

- 1 We use verbs of reporting to report statements, thoughts, questions, requests, apologies and so on.

*Polly **says** we'll enjoy the show.*

*You **mentioned** that you were going on holiday.*

*'What's the reason for that?' she **wondered**.*

*You might **ask** the waiter to bring another bottle.*

*I've **apologized** for losing the data.*

Some verbs express how a sentence is spoken.

*'Oh, not again,' he **groaned**.*

- 2 These are verbs of reporting.

<i>accept</i>	<i>confess</i>	<i>guarantee</i>	<i>pray</i>	<i>snap</i>
<i>add</i>	<i>confirm</i>	<i>hear</i>	<i>predict</i>	<i>state</i>
<i>admit</i>	<i>consider</i>	<i>imagine</i>	<i>promise</i>	<i>suggest</i>
<i>advise</i>	<i>continue</i>	<i>inform</i>	<i>propose</i>	<i>suppose</i>
<i>agree</i>	<i>cry</i>	<i>inquire</i>	<i>read</i>	<i>swear</i>
<i>answer</i>	<i>decide</i>	<i>insist</i>	<i>reassure</i>	<i>tell</i>
<i>apologize</i>	<i>declare</i>	<i>instruct</i>	<i>recommend</i>	<i>thank</i>
<i>argue</i>	<i>demand</i>	<i>invite</i>	<i>record</i>	<i>think</i>
<i>ask</i>	<i>deny</i>	<i>know</i>	<i>refuse</i>	<i>threaten</i>
<i>assure</i>	<i>doubt</i>	<i>learn</i>	<i>remark</i>	<i>understand</i>
<i>beg</i>	<i>enquire</i>	<i>mention</i>	<i>remind</i>	<i>urge</i>
<i>believe</i>	<i>expect</i>	<i>murmur</i>	<i>repeat</i>	<i>want to know</i>
<i>blame</i>	<i>explain</i>	<i>mutter</i>	<i>reply</i>	<i>warn</i>
<i>call</i>	<i>feel</i>	<i>notify</i>	<i>report</i>	<i>whisper</i>
<i>claim</i>	<i>forbid</i>	<i>object</i>	<i>request</i>	<i>wonder</i>
<i>command</i>	<i>forecast</i>	<i>observe</i>	<i>say</i>	<i>write</i>
<i>comment</i>	<i>groan</i>	<i>offer</i>	<i>scream</i>	
<i>complain</i>	<i>growl</i>	<i>order</i>	<i>shout</i>	
<i>conclude</i>	<i>grumble</i>	<i>point out</i>	<i>smile</i>	

### NOTE

We use *talk* and *speak* to mention who was speaking or for how long.

*Angela was **talking** to Neil. The President **spoke** for an hour.*

But we do not use *talk* or *speak* as verbs of reporting.

*The President **said that** he was confident of success.*

NOT *The President talked/spoke that he was confident of success.*

- 3 A few verbs of reporting always have an indirect object.

*No one **told me** you were leaving.*

*We **informed everyone** that the time had been changed.*

These verbs are *tell, inform, remind, notify, persuade, convince* and *reassure*.

Some verbs of reporting take an indirect object and a to-infinitive.

*The police **ordered the men to lie down**.* • 270

- 4 With direct speech we can sometimes invert the verb of reporting and the subject. This happens mainly in literary English, for example in stories and novels.

*'Nice to see you,' Phil said/said **Phil**.*

*'I'm afraid not,' the woman replied/replied **the woman**.*

We can do this with most verbs of reporting, but not with *tell*.

We cannot put a personal pronoun (e.g. *he, she*) after the verb.

*'Nice to see you,' **he** said.*

- 5 We can also use nouns such as *announcement, opinion, remark, reply, statement*. For noun + that-clause, • 262(7).

*The **statement that no action would be taken** was met with disbelief.*

We can also use *sure* and *certain*.

*Polly is **sure we'll enjoy the show**.*

## 266 *Tell, say and ask*

- 1 We normally use an indirect object after *tell* but not after *say*.

*Celia **told me** she's fed up.* NOT *Celia told she's fed up.*

*Andy **told me** all the latest news.*

*Celia **said** she's fed up.* NOT *Celia said me she's fed up*

*Dave never **says** anything. He's very quiet.*

We can use *ask* with or without an indirect object.

*I **asked (Celia)** if there was anything wrong.*

For *tell* and *ask* in indirect orders and requests, • 270(1).

*We **told/asked Celia** to hurry up.*

### NOTE

a We can use a that-clause or a wh-clause.

*Celia **told me (that)** she's fed up/said **(that)** she's fed up.*

*Celia **told me** what's wrong.*

*Say* + wh-clause is more common in negatives or questions, where the information is not actually reported.

*Celia **didn't tell me/didn't say** what was wrong.*

*Did your brother tell you/say **where** he was going?*

b Compare *ask* and *say* in direct and indirect speech.

*'What time is it?' he **asked/said**. **He asked** what time it was.*

*'The time is ...,' he **said**. **He said** what time it was.*

c We can use *tell* + indirect object + *about*.

*Debbie **told us about** her new boy-friend.*

With *talk about* there is no indirect object.

*Debbie **talked about** her new boy-friend.*

We use *say* with *about* only if the information is not actually reported.

*What did she tell you/say **about** her new boy-friend?*

*No one has told us anything/said anything **about** the arrangements.*

- 2 But we can use *tell* without an indirect object in these expressions.  
*Paul told (us) a very funny story/joke. You must tell (me) the truth.*  
*You mustn't tell (people) lies. The pupils have learnt to tell the time.*
- 3 After *say* we can use a phrase with *to*, especially if the information is not reported.  
*The mayor will say a few words to the guests. What did the boss say to you?*  
 But when the information is reported we use these patterns.  
*The boss said he's leaving/told me he's leaving.*  
 This is much more usual than *The boss said to me he's leaving.*

## NOTE

With direct speech we can use *say to*.

*'I'm OK,' Celia told me. 'I'm OK,' Celia said (to me). 'Are you OK?' Celia asked (me).*

## 267 Changes in indirect speech

### 1 People, place and time

Imagine a situation where Martin and Kate need an electrician to do some repair work for them. Kate rings the electrician.

Electrician: *I'll be at your house at nine tomorrow morning.*

A moment later Kate reports this to Martin.

Kate: *The electrician says he'll be here at nine tomorrow morning.*

Now the speaker is different, so *I* becomes *the electrician* or *he*. The speaker is in a different place, so *at your house* becomes *here* for Kate.

But next day the electrician does not come. Kate rings him later in the day.

Kate: *You said you would be here at nine this morning.*

Now the time is a day later, so *tomorrow morning* becomes *this morning*. And the promise is now out of date, so *will* becomes *would*. (For the tense change, • 268.)

Whenever we report something, we have to take account of changes in the situation - a different speaker, a different place or a different time.

### 2 Adverbials of time

Here are some typical changes from direct to indirect speech. But remember that the changes are not automatic; they depend on the situation.

Direct speech	Indirect speech
<i>now</i>	<i>then/at that time/immediately</i>
<i>today</i>	<i>yesterday/that day/on Tuesday etc</i>
<i>yesterday</i>	<i>the day before/the previous day/on Monday etc</i>
<i>tomorrow</i>	<i>the next day/the following day/on Wednesday etc</i>
<i>this week</i>	<i>last week/ that week</i>
<i>last year</i>	<i>the year before/the previous year/in 1990 etc</i>
<i>next month</i>	<i>the month after/the following month/in August etc</i>
<i>an hour ago</i>	<i>an hour before/an hour earlier/at two o'clock etc</i>

## NOTE

When we are talking about something other than time, *this/that* usually changes to *the* or *it*.

*'This steak is nice.'* Dan said **the** steak was nice.

*'I like that.'* Paula saw a coat. She said she liked it.

## 268 Tenses in indirect speech

### 1 Verbs of reporting

- a A verb of reporting can be in a present tense.

*The forecast **says** it's going to rain.*

*Karen **tells** me she knows the way.*

*I've heard they **might** close this place down.*

Here the present tense suggests that the words were spoken only a short time ago and are still relevant. For written words, • 64(2f).

After a present-tense verb of reporting, we do not change the tense in indirect speech.

*'I'm hungry.'*     *Robert **says** he's hungry.*

NOTE

After a present-tense verb of reporting, the past tense means past time.

*The singer **says** he took drugs when he was younger.*

- b When we see the statement as in the past, the verb of reporting is in a past tense.

*Robert **said** he's hungry.*

*Karen **told** me yesterday that she knows the way.*

We can use the past even if the words were spoken only a moment ago.

### 2 The meaning of the tense change

When the verb of reporting is in a past tense, we sometimes change the tense in indirect speech from present to past.

- a If the statement is still relevant, we do not usually change the tense, although we can do.

*'I know the way.'*     *Karen **told** me she knows/knew the way, so there's no need to take a map.*

*'I'm hungry.'*     *Robert **said** he's/he was hungry, so we're going to eat.*

- b We can change the tense when it is uncertain if the statement is true. Compare these examples.

*We'd better not go out. The forecast **said** it's going to rain.*

*I hope it doesn't rain. ~ It might. The forecast **said** it **was** going to rain.*

The present tense (*is*) makes the rain sound more likely. We are more interested in the fact of the rain than in the forecast. The past tense (*was*) makes the rain less real. We are expressing the idea that it is a forecast, not a fact.

- c We use the past tense when we are reporting objectively, when we do not want to suggest that the information is necessarily true.

*'I'm not interested in money.'*     *Tom **told** me he **wasn't** interested in money.*

*'Our policies will be good for the country.'*     *The party **said** its policies **would** be good for the country.*

- d When a statement is untrue or out of date, then we change the tense.

*Karen **told** me she **knew** the way, but she took the wrong turning.*

*The forecast **said** it **was** going to rain, and it did.*

*You said you **were** hungry, but you didn't eat anything.  
Oh, they live in Bristol, do they? I thought they **lived** in Bath.  
You told me years ago that you **wanted** to be a film star.*

### 3 The form of the tense change

- a The tense change in indirect speech is a change from present to past.

*'I **feel** ill.'* Kay said she **felt** ill.  
*'You **re** crazy.'* You said I **was** crazy.  
*'We **re** losing.'* We thought we **were** losing.  
*'I **ve** got time.'* Simon said he **had** time.  
*'We **haven't** finished.'* They said they **hadn't** finished.  
*'She's been crying.'* Who said Ann **had** been crying?

If the verb phrase is more than one word, then the first word changes, e.g. **are** losing **were** losing, **has** been crying **had** been crying.

- b If the verb is past, then it changes to the past perfect.

*'Thought the shirt.'* He told us he **had bought** the shirt.  
*'We **were** having lunch.'* They said they **had been** having lunch.

If the verb is past perfect, it does not change.

*'Paul **had been** there before.'* Jack said Paul **had been** there before.

#### NOTE

- a We do not need to change a past-tense verb when it refers to a complete action.  
*Nicola told me she **passed**/she'd passed her driving test.*

But when it refers to a state or a habit, there can be a difference in meaning.

*William said he **felt** ill. And he did look awful.*

*William said he'd **felt** ill/he'd **been feeling** ill. But he'd got over it.*

- b The past perfect in indirect speech can relate to three different forms.

*'I **ve seen** the film.'* She said she'd **seen** the film.

*'I **saw** the film last week.'* She said she'd **seen** the film the week before.

*'I'd **seen** the film before, but I enjoyed watching it again.'* She said she'd **seen** the film before.

- c We do not change a past-tense verb when it means something unreal. • 241(3)

*'I wish I **had** a dog.'* My sister says she wishes she **had** a dog.

*'It's time we **went**.'* The girls thought it was time they **went**.

*'If I **knew**, I'd tell you.'* Amy said that if she **knew**, she'd tell us.

- c There are changes to some modal verbs.

*'You'll get wet.'* I told them they **would** get wet.

*'I can drive.'* I said I **could** drive.

*'It may snow.'* They thought it **might** snow.

The changes are **will would**, **can could** and **may might**. But these do not change: **would**, **could**, **should**, **might**, **ought to**, **had better**, **used to**.

*'A walk **would** be nice.'* We thought a walk **would** be nice.

#### NOTE

- a Sometimes we use different patterns to report sentences with modal verbs. • 270

*'**Would** you like to come for tea?' They **invited** me for tea.*

- b **Shall** for the future changes to **would**. In rather formal English it can change to **should** in the first person.

*'I **shall** complain.'* He said he **would** complain.

*I said I **would**/I **should** complain.*

**Shall** with other meanings changes to **should**.

*'What **shall** I do?' She asked what she **should** do.*

- d *Must* expressing necessity can change to *had to*.  
'*I must go now.*' Sarah said she *must go/had to go*.  
But when *must* expresses certainty, it does not usually change.  
*I thought there must be some mistake.*

Compare *mustn't* and *needn't*.

- '*You mustn't lose the key.*' I told Kevin he *mustn't lose/he wasn't to lose the key*.  
'*You needn't wait.*' I told Kevin he *needn't wait/he didn't have to wait*.

NOTE

When *must* refers to the future, it can change to *would have to*.

- '*I must go soon.*' Sarah said she *would have to go soon*.

## 269 Reporting questions

- 1 We can report a question by using verbs like *ask*, *inquire/enquire*, *wonder* or *to know*.
- a Look at these wh-questions.
- |   |   |
|---|---|
| <i>Where did you have lunch?</i><br>~ <i>In the canteen.</i>          | <i>I asked Elaine where she had lunch.</i>        |
| <i>What time does the flight get in?</i><br>~ <i>Halfpast twelve.</i> | <i>I'll inquire what time the flight gets in.</i> |
| <i>Who have you invited?</i><br>~ <i>Oh, lots of people.</i>          | <i>Peter is wondering who we've invited.</i>      |
| <i>When is the lesson?</i><br>~ <i>I don't know.</i>                  | <i>Someone wants to know when the lesson is.</i>  |

For the pattern *We were wondering where to go for lunch*, • 125.

- b To report yes/no questions we use *if* or *whether*.
- |  |  |
|--|--|
| <i>Is there a waiting-room?</i><br>~ <i>Yes, over here.</i>  | <i>Dan was asking if/whether there's a waiting-room.</i>   |
| <i>Have you bought your ticket?</i><br>~ <i>No, not yet.</i> | <i>Mandy wants to know if Steve has bought his ticket.</i> |

We can use *or not* to emphasize the need for a yes/no reply.

*They want to know if/whether it's safe or not.*

*They want to know whether or not it's safe.*

But NOT ... *if or not it's safe*

In a reported question the word order is usually like a statement.

*I asked Elaine when she had lunch.*

NOT *I asked Elaine when she did have lunch.*

We do not use a question mark.

NOTE

- a When the question word is the subject, the word order does not change.

*Who left this bag here?* Sophie wanted to know *who left the bag there*.

- b In informal English we can sometimes invert the subject and *be*.

*I asked where was the best place to have lunch.*

And we use inversion in the indirect speech when the main clause goes at the end, as a kind of afterthought.

*Where did Elaine have lunch, I was wondering.*



We can use a *wh*-clause or *if/whether* after *say*, *tell* etc when we are talking about the answer to a question.

*Did Helen say **when** she would be calling?*

*I wish you'd **tell** me **whether** you agree.*

*I've **found out** **what** time the flight gets in.*

We can use an indirect question to ask for information after an expression such as *Could you tell me...?* • 33

***Could you tell me** **where** the post office is, please?*

In an indirect question, the tense can change from present to past in the same way as in a statement. • 268

*What **do** you want?*

*The man asked what **we** **wanted**.*

*Who **are** you waiting for?*

*Alex wondered who **I was** waiting for.*

***Will** there be a band?*

*They asked if there **would** be a band.*

## 270 Reporting orders, requests, offers etc

### 1 Orders and requests

- a We can use *tell/ask* + object + to-infinitive.

*'Please wait outside.'*

*The teacher **told us to wait** outside.*

*'I want you to relax.'*

*She's always **telling me to relax**.*

*'Could you help us?'*

*We **asked James to help** us.*

*'Would you mind not smoking?'*

*Our hostess **asked Alan not to smoke**.*

We can also use these verbs: *order*, *command*, *instruct*; *forbid*; *request*, *beg*, *urge*.

#### NOTE

a For more details about this pattern, • 122(2a).

b The main clause can be passive.

*We **were told** to wait outside.*

c We can use this pattern with *say* in informal English.

*The teacher **said to wait** outside.*

A We can use *ask* without an indirect object. Compare these patterns.

*'May I sit down?' Peter **asked to sit** down.*

*'Please sit down.' Peter **asked me to sit** down.*

e We can use a pattern with *ask for* and a passive to-infinitive.

*The villagers are **asking for** a pedestrian crossing **to be installed**.*

f We use *ask for* + noun phrase when someone asks to have something.

*I **asked** (the porter) **for** my key.*

g To report a request for permission we use *ask if/whether*.

*'Do you mind if I smoke?' Alan **asked if** he could smoke.*

- b We can also report the sentences like this.

*My psychiatrist is always **telling me she wants me to relax**.*

*Our hostess **asked Alan if he would mind not smoking**.*

- c To express an order, we can also use *must*, *have to* or *be to*.

*The teacher **said we had to wait/we were to wait** outside.*

*My psychiatrist is always **telling me I must relax/I'm to relax**.*

#### NOTE

After most verbs of reporting, we can use a clause with *should*. • 242(2)

*The police **ordered** that the gates **should be** closed.*

## 2 Offers, warnings, apologies etc

We can report these kinds of sentences with *say* or *ask*, or we can use *offer*, *warn*, *apologize* etc.

*'I can lend you some money.'*

Sue **offered** to lend me some money.

Sue **said** she could lend me some money.

Here are some patterns we can use.

a A single clause

*'I'm sorry.'*

The man **apologized**.

*'Thank you very much.'*

He **thanked** the driver.

*'I really must have a break.'*

Jeff **insisted** on a break.

*'Be careful. The path is slippery.'*

He **warned** us about the path.

b Verb + to-infinitive

*'I'm not going to walk all that way.'*

Gary **refused** to walk.

Also: *agree, offer, promise, threaten*

c Verb + object + to-infinitive

*'You really ought to get some help.'*

Mark **advised us to get** some help.

*'Would you like to stay at our house?'*

Your friends have **invited me to stay** at their house.

Also: *recommend, remind, warn*

d Verb + gerund

*'Why don't we share the cost?'*

Someone **suggested sharing** the cost.

*'I'm afraid I've lost the photo.'*

Lorna **admitted losing** the photo.

e Verb + preposition + gerund

*'I'm sorry I messed up the arrangements.'*

Roland **apologized for messing up** the arrangements.

Also: *complain about, confess to, insist on, object to*

f Verb + object + preposition + gerund

*'It was your fault. You didn't tell us.'*

They **blamed James for not telling** them.

g Verb + that-clause

Jeff **insisted (that)** we had a break.

Lorna **admitted (that)** she had lost the photo.

Also: *agree, complain, confess, object, promise, suggest, threaten, warn*

NOTE

After *agree, insist, promise* and *suggest* we can use a clause with *should*. • 242(2)

Jeff **insisted that** we **should** have a break.

h Verb + object + that-clause

He **warned us that** the path was slippery.

Also: *advise, promise, remind*

# 35

## Relative clauses

### 271 Summary

#### Introduction to relative clauses • 272

An adjective or prepositional phrase can modify a noun. A relative clause does the same.

Adjective:	<i>the <b>red</b> team</i>
Phrase:	<i>the team <b>in red</b></i>
Relative clause:	<i>the team <b>wearing red</b></i> <i>the team <b>who were wearing red</b></i>

Some relative clauses do *not* have commas. They are identifying clauses and classifying clauses.

Identifying: *What's the name of the player **who was injured**?*  
(The clause tells us *which* player is meant.)

Classifying: *A player **who is injured** has to leave the field.*  
(The clause tells us *what kind* of player is meant.)

Some relative clauses have commas. They are adding clauses and connective clauses.

Adding: *Jones, **who was injured**, left the field.*  
(The clause *adds information* about Jones.)

Connective: *The ball went to Jones, **who scored easily**.*  
(The clause tells us *what happened next*.)

#### Relative pronouns in clauses without commas • 273

We use the relative pronouns *who* or *that* for people and *which* or *that* for things. These pronouns can be the subject or object of the clause.

Subject:	<i>We got on the first bus <b>that came</b>.</i>
Object:	<i>We got on the first bus <b>that we saw</b>.</i>
Object of a preposition:	<i>Next came the bus <b>that we were waiting for</b>.</i>

We can leave out the pronoun when it is not the subject.  
*We got on the first bus **we saw**.*

Relative clauses with commas • 274

In an adding clause or connective clause we cannot use *that*, and we cannot leave out the pronoun.

*The first bus, **which came after five minutes**, was a seven.*

Whose • 275

*The player **whose** goal won the game was Jones.*

Participle relative clauses • 276

*The bus **coming** now is ours.*

*The player **injured** in the leg had to leave the field.*

Infinitive relative clauses • 277

*United were the first team **to score**.*

Which relating to a clause • 278

*United won easily, **which** pleased their fans.*

Relative adverbs • 279

*That's the stop **where** we get our bus.*

The relative pronoun *what* • 280

*United's fans got **what** they wanted.*

Whoever, whatever and whichever • 281

***Whoever** used the pans should wash them up.*

## 272 Introduction to relative clauses

1 SEVERN BODY CLUE

*A body recovered from the River Severn at Tewkesbury at the weekend is thought to be a man who disappeared from the Midlands in January, police said yesterday.*

(from *The Guardian*)

There are two relative clauses. Each clause relates to a noun (*body*, *man*). The second clause begins with a relative pronoun (*who*). The pronoun joins the relative clause to the main clause.

*The body is that of a man. He disappeared in January.*

*The body is that of a man who disappeared in January.*

- 2 There are different ways of modifying a noun.

Adjective:	<i>a <b>dead</b> body</i>
Noun:	<i>a <b>Midlands</b> man</i>
Phrase:	<i>a body <b>in the river</b></i> <i>a man <b>from the Midlands</b></i>
Participle relative clause:	<i>a body <b>recovered from the river</b></i> <i>a man <b>speaking in a Midlands accent</b></i>
Finite relative clause:	<i>a body <b>which was recovered from the river</b></i> <i>a man <b>who disappeared from the Midlands</b></i>

We usually choose the pattern that expresses the information in the shortest way. For example, *a man from the Midlands* is more usual than *a man who comes from the Midlands*.

NOTE

A relative clause can come after a pronoun such as *everyone, something*.

*He is thought to be **someone who** disappeared from the Midlands in January.*

But a clause after a personal pronoun is rather formal and old-fashioned.

*He **who** would climb the ladder must begin at the bottom.*

- 3 The following kinds of relative clause do not have commas around them, and in speech we do not pause before them.

a Identifying clauses

A clause can identify the noun, say which one we mean.

*The architect **who designed these flats** doesn't live here, of course.*

*I can't find the book **that I was reading**.*

The clause *that I was reading* identifies which book we are talking about.

NOTE

When there is an identifying clause, the determiner before the noun is usually *the, not my, your, etc.*

*I like **the** course that I'm doing now.*

NOT *I like my course that I'm doing now.*

*My* identifies which course, so we do not need it with an identifying clause.

b Classifying clauses

A clause can classify the noun, say what kind we mean.

*I hate people **who laugh at their own jokes**.*

*We're looking for a **pub that serves food**.*

The clause *that serves food* expresses the kind of pub we mean.

c Clauses used for emphasis

We can use a relative clause in a pattern with *it* in order to emphasize a phrase.

*It was Jones **who was injured**, not Brown.* • 51(3)

- 4 The following kinds of relative clause are separated from the noun, usually by a comma. In speech there is a short pause before the clause.

a Adding clauses

A clause can add extra information about a noun. • 274

*Aristotle was taught by Plato, **who founded the Academy at Athens**.*

The clause *who founded the Academy at Athens* adds extra information about Plato. We can leave out the adding clause and the sentence still makes sense.

b Connective clauses

A clause can tell us what happened next.

*I shouted to the man, **who ran off**.*

We use a connective clause to link two actions. In spoken English we often use two main clauses.

*I shouted to the man, and he ran off.*

5 Whether we use commas or not (or whether we pause) makes a difference to the meaning.

a Compare the identifying clause and the adding clause.

Identifying: *Two cars had to swerve to avoid each other. One car left the road and hit a tree, and the other one ended up on its roof. The driver of the car **which hit a tree** was killed.*

Adding: *A car had to swerve to avoid a horse and left the road. The driver of the car, **which hit a tree**, was killed.*

The identifying clause tells us which of the two cars is meant. The adding clause adds extra information about the car. It does not identify the car because in this context there is only one.

b In speech we make a difference between the two kinds of clause.

Identifying: *the driver of the car which hit a ↘ tree*

Adding: *the ↘ driver of the car, which hit a ↘ tree*

Before the adding clause there is a pause. There is a fall in intonation on both the noun phrase and the adding clause.

c Compare the classifying clause and the adding clause.

Classifying: *Cars **which cause pollution** should be banned.*

(Some cars should be banned because they cause pollution.)

Adding: *Cars, **which cause pollution**, should be banned.*

(All cars should be banned because they cause pollution.)

The classifying clause tells us what kind of cars are meant. The adding clause adds information about cars in general.

6 A relative clause usually comes directly after the noun it relates to, but it can come later in the sentence. These two examples are from real conversations.

*I can't think of any good **films** at the moment **that I'd like to see**.*

*The **train** was just pulling out of the station **that we were supposed to connect with**.*

We can do this when the clause has important information that we need to put at the end of the sentence. But separating the noun and its relative clause can be awkward, and in writing we often avoid it.

NOTE

We can use fronting or inversion to **get** the noun + clause at the end.

*At the moment I can't think of any good **films that I'd like to see**.*

***Just pulling out of the station was the train that we were supposed to connect with.***

When we use a relative pronoun, we do not use a personal pronoun as well.  
*a man **who** disappeared in January* NOT *a man who he disappeared in January*  
*a body **that** theyfound in the river* NOT *a body that theyfound it in the river*

## NOTE

But in informal spoken English we sometimes use an extra personal pronoun when the relative clause has a sub clause.

*We were talking about the factory that the police believe someone set fire to (it) deliberately.*

## 273 Relative pronouns in clauses without commas

Here we look at clauses in which we use *who*, *whom*, *which* or *that*, and clauses without a pronoun. These are identifying and classifying clauses.

### 1 *Who* or *which*?

We use *who* for a person and *which* for a thing or an idea.

*Who was the **girl who** arrived late?*    *It was a **dream which** came true.*

The difference between *who* and *which* is like that between *he/she* and *it*. • 184(3b)

We can use *that* with any noun.

*Who was the **girl who/that** you came with?*

*It was a **dream which/that** came true.*

With people, *who* is more usual than *that*. With other things, both *which* and *that* are possible, but *which* is a little more formal.

## NOTE

The forms are the same whether the noun is singular or plural

*I don't know the **girl/girls who** arrived late.*

### 2 Relative pronoun as subject

The pronoun can be the subject of the relative clause.

*The young man **who/that lives on the corner** rides a motor-bike.*

(**He lives** on the corner.)

*I've got a **computer program which/that does the job for me**.*

(**It does** the job for me.)

## NOTE

In general, *who* is more usual than *that* as subject of the clause. But we often use *that* when we do not mean a specific person.

*Anyone **who/that** knows the facts must disagree with the official view.*

### 3 Relative pronoun as object

a The pronoun can be the object of a relative clause.

*It's the same actor **who/that we saw at the theatre**.*

(We **saw him** at the theatre.)

*You can get back the tax **which/that you've paid**.*

(You've **paid** it.)

We often leave out the relative pronoun. • (5)

*It's the same actor **we saw at the theatre**.*

## NOTE

*Who* and *that* are both possible as the object. But we normally use *that* rather than *which* for something not specific.

*We can supply you with everything (that) you need.*

- b When *who* is the object, we can use *whom* instead.

*It's the same actor **who/whom** we saw at the theatre.*

*A man **who/whom** Neil knew was standing at the bar.*

*Whom* is formal and rather old-fashioned. In everyday speech we use *who*, or we leave out the pronoun. • (5)

## 4 Prepositions in relative clauses

- a The relative pronoun can be the object of a preposition.

*I'll introduce you to the man **who/that** I share a flat **with**.*

(I share a flat **with** him.)

*Is this the magazine **which/that** you were talking **about** just now?*

(You were talking **about it** just now.)

In informal English the preposition comes in the same place as in a main clause (*share a flat **with**, talking **about***).

We often leave out the relative pronoun. • (5)

*I'll introduce you to the man **I share a flat with**.*

## NOTE

In this pattern *whom* is possible but less usual.

*I'll introduce you to the man **who/whom** I share a flat with.*

- b In more formal English we can put the preposition before *whom* or *which*.

*The person **with whom** Mr Fletcher shared the flat had not paid his rent.*

*The topic **in which** Michael is most interested is scientific theory.*

We cannot leave out *whom* or *which* here, and we cannot use *who* or *that*.

## 5 Leaving out relative pronouns

We can leave out the pronoun when it is not the subject of the relative clause.

Clauses without pronouns are very common in informal English.

*The woman **Gary met** knows your sister.*

*The parcel **I posted on Monday** still hasn't got there.*

*That man **Angela was sitting next to** never said a word.*

*He certainly could not have committed the crime **he was accused of**.*

But we cannot leave out the pronoun when it is the subject.

*That man **who was sitting next to Angela** never said a word.*

Sometimes we can use a participle without a relative pronoun or an auxiliary.

- 276

*That man **sitting next to Angela** never said a word.*

## NOTE

We usually leave out the object after a pronoun, a quantifier or a superlative.

*I don't think there's **anyone I can really trust**.*

***All you ever get** in this newspaper is sex.*

*This is the **worst summer I can remember**.*

We can also use *that* there.



## 6 Overview: *who*, *whom*, *which* and *that*

	People	Things
Subject	<i>the man <b>who</b> was talking</i> <i>the man <b>that</b> was talking</i>	<i>the music <b>which</b> was playing</i> <i>the music <b>that</b> was playing</i>
Object of verb	<i>the man <b>who</b> we met</i> <i>the man <b>that</b> we met</i> <i>the man we met</i> <i>the man <b>whom</b> we met</i>	<i>the music <b>which</b> we heard</i> <i>the music <b>that</b> we heard</i> <i>the music we heard</i>
Object of preposition	<i>the man <b>who</b> we talked to</i> <i>the man <b>that</b> we talked to</i> <i>the man we talked to</i> <i>the man <b>whom</b> we talked to</i> <i>the man to <b>whom</b> we talked</i>	<i>the music <b>which</b> we listened to</i> <i>the music <b>that</b> we listened to</i> <i>the music we listened to</i> <i>the music to <b>which</b> we listened</i>

## 274 Relative clauses with commas

- 1 An adding clause (or 'non-identifying clause') adds extra information. This news item contains a sentence with an adding clause.

*A bank robber escaped from prison last week, after climbing aboard a helicopter that had been hijacked by an armed accomplice, in Brittany. Claude Riviere, **who was sentenced to 15 years imprisonment in 1987**, leapt into the helicopter while on an exercise period.*

(from *Early Times*)

The clause adds extra information that the reader may not know. But if we leave out the adding clause, the sentence still makes sense.

There are often adding clauses in informative texts. They are rather formal and typical of a written style.

For the difference between identifying and adding clauses, • 272(5).

- 2 We separate the adding clause from the main clause, usually with commas. We can also use dashes or brackets.

*Einstein, **who failed his university entrance exam**, discovered relativity.*

*The new manager is nicer than the old one - **whom the staff disliked**.*

*The cat (**whose name was Molly**) was sitting on the window-sill.*

*The drugs, **which were hidden in bars of chocolate**, have a street value of £20 million.*

In an adding clause we use *who*, *whom*, *whose* or *which* but not *that*. And we cannot leave out the pronoun from an adding clause.

- 3 A preposition can go before the pronoun, or it can stay in the same place as in a main clause.

*Tim's hobby is photography, **on which** he spends most of his spare cash.*

*Tim's hobby is photography, **which** he spends most of his spare cash **on**.*

It is more informal to leave the preposition at the end.

- 4 We can use a quantifier + *of whom/of which* to express a whole or part quantity.  
*The police received a number of bomb warnings, **all of which** turned out to be false alarms. (All of them turned out to be false alarms.)*  
*In the chair lift were two people, **one of whom** was slightly injured.*  
*There are dozens of TV channels, **some of which** operate 24 hours a day.*
- 5 We use the same patterns in connective clauses to say what happened next.  
*He presented the flowers to Susan, **who burst into tears.***  
*Mike dropped a box of eggs, **all of which** broke.*

## 275 Whose

- 1 *Whose* has a possessive meaning.  
*The people whose cars were damaged complained to the police.*  
(Their cars were damaged.)  
*Tania is someone whose courage I admire.*  
*The friend whose dog I'm looking after is in Australia.*  
*Madame Tussaud, whose waxworks are a popular attraction, died in 1850.*  
But NOT *someone whose the courage I admire*
- 2 *Whose* usually relates to a person, but it can relate to other things, especially a country or organization.  
*I wouldn't fly with an airline whose safety record is so poor.*  
(Its safety record is so poor.)  
*The others were playing a game whose rules I couldn't understand.*
- NOTE  
Instead of *whose* relating to a thing, we can use this pattern with *of which*.  
*The others were playing a game **the rules of which** I couldn't understand.*  
*We are introducing a new system, **the aim of which** is to reduce costs.*
- 3 *Whose* + noun can be the object of a preposition.  
*The President, **in whose** private life the newspapers are so interested, has nothing to hide.*  
*Phyllis is the woman **whose** cottage we once stayed at.*

## 276 Participle relative clauses

### 1 Active participles

- a We can use an active participle in a relative clause without a pronoun or an auxiliary.  
*Those people **taking** photos over there come from Sweden.*  
(= those people **who are taking** photos)  
*The official took no notice of the telephone **ringing** on his desk.*  
(= the telephone **which was ringing** on his desk)  
*To Robin, **sunbathing** on the beach, all his problems seemed far away.*  
The participle can refer to the present (**are taking**) or the past (**was ringing**).  
For this pattern with *there + be*, • 50(3).  
***There was** a telephone **ringing** somewhere.*

- b An active participle can also refer to a state.  
*All the equipment **belonging** to the club is insured.*  
 (= all the equipment **which belongs** to the club)  
*Fans **wanting** to buy tickets started queuing early.*  
 It can also report people's words.  
*They've put up a sign **warning** of the danger.*
- c We can sometimes use the active participle for a repeated action.  
*People **travelling** into London every day are used to the hold-ups.*  
 (= people **who travel** into London every day)  
 But the pattern is less usual for a single complete action.  
*The gang **who stole** the jewels got away.*  
 NOT *The gang stealing the jewels got away.*

## 2 Passive participles

We can use a passive participle in a relative clause without a pronoun or an auxiliary.

*Applications **sent** in after 23rd March will not be considered.*  
 (= applications **which are sent** in)  
*Stones **thrown** at the train by vandals smashed two windows.*  
 (= stones **which were thrown** at the train)  
*Police are trying to identify a body **recovered** from the river.*  
 (= a body **which has been recovered** from the river)  
*The first British TV commercial, **broadcast** in 1955, was for toothpaste.*

### NOTE

We can also use a continuous form of the participle.  
*Industrial training is the subject **being discussed** in Parliament this afternoon.*

## 3 Word order with participles

We can sometimes put a participle before a noun.

*a **ringing** telephone*

But we cannot normally put a whole relative clause before the noun. • 137

NOT *the on his desk ringing telephone*

## 277 Infinitive relative clauses

Look at this pattern with an adjective and a to-infinitive.

*Which was the **first** country **to win** the World Cup at rugby?*  
 (= the first country **which won** the World Cup)

*The **last** person **to leave** will have to turn out the lights.*  
 (= the last person **who** leaves)

*Maxicorp were the **only** company **to reply** to my letter.*

*William Pitt was the **youngest** person **to become** Prime Minister.*

We can use a to-infinitive after an ordinal number (*first, second* etc), after *next* and *last*, after *only*, and after superlative adjectives (*youngest*).

### NOTE

a We can also use a passive to-infinitive.

*The first British monarch **to be filmed** was Queen Victoria.*

b For *I've got some **letters to write***, • 124(2).

## 278 *Which* relating to a clause

*Which* can relate to a whole clause, not just to a noun.

*The team has lost all its matches, **which** doesn't surprise me.*

(= **The fact that** the team has lost all its matches doesn't surprise me.)

*Anna and Matthew spent the whole time arguing, **which** annoyed Laura.*

*I get paid a bit more now, **which** means I can afford to run a car.*

In this pattern the relative clause with *which* is an adding clause. We normally put a comma before *which*. We cannot use *that* or *what* instead of *which* in this pattern.

## 279 Relative adverbs

- 1 There are relative adverbs *where*, *when* and *why*.

*The house **where** I used to live has been knocked down.*

*Do you remember the time **when** we all went to a night club?*

*The reason **why** I can't go is that I don't have time.*

We use *where* after nouns like *place*, *house*, *street*, *town*, *country*. We use *when* after nouns like *time*, *period*, *moment*, *day*, *summer*. We use *why* after *reason*.

### NOTE

We can use *where* and *when* without a noun.

***Where** I used to live has been knocked down.*

*Do you remember **when** we all went to a night club?*

- 2 Instead of a clause with *where*, we can often use one with a preposition.

*The house (**that**) I used to live **in** has been knocked down.*

We can leave out *when* or *why*, or we can use *that* instead.

*Do you remember the time (**that**) we all went to a night club?*

*The reason (**that**) I can't go is that I don't have time.*

- 3 Clauses with *where* and *when* can be adding or connective clauses.

*We walked up to the top of the hill, **where** we got a marvellous view.*

*Can't we go next week, **when** I won't be so busy?*

We cannot leave out *where* or *when* here, and we cannot use *that*.

## 280 The relative pronoun *what*

We can use *what* in this pattern.

*We'd better write a list of **what** we need to pack.*

(= **the things that** we need to pack)

*I was going to buy a new coat, but I couldn't find **what** I wanted.*

(= **the thing that I** wanted)

But *what* cannot relate to a noun.

NOT *the coat what I wanted*

We can use *what* in indirect speech. • 269(3)

*I told you **what** we need to pack.*

We can also use *what* in a special pattern to emphasize a phrase. • 51 (4)

***What** we need to pack is just a few clothes.*

## 281 *Whoever, whatever and whichever*

Look at these examples.

**Whoever** designed this building ought to be shot.

(= **the person who** designed this building - no matter who it is)

I'll spend my money on **whatever** I like.

(= **the thing that I** like - no matter what it is)

**Whichever** date we choose will be inconvenient for some of us.

(= **the date that** we choose - no matter which it is)

We cannot use *who* in this pattern.

NOT *Who*-designed this building ought to be shot.

But we can use *what*. • 280

For *whoever* etc in another pattern, • 254.

# 36

## Word-building

### 282 Summary

#### Compounds • 283

Some words are formed by combining two different words to make a compound.

*bath + room = bathroom*

It is usually shorter and neater to say *a bathroom* than *a room with a bath in it*.

#### Prefixes • 284

We can add a prefix to a word. For example, we can add the prefix *inter* in front of the adjective *national*. A prefix adds something to the meaning.

*Is it a flight **between different countries?***

*Is it an **international** flight?*

Here the pattern with the prefix is neater.

#### Suffixes • 285

We can add a suffix to a word. For example, we can add the suffix *ness* to the adjective *kind* to form the noun *kindness*.

*We won't forget **the fact that you've been so kind.***

*We won't forget **your kindness.***

The pattern with the abstract noun is neater.

#### Vowel and consonant changes • 286

Some related words have a different sound, e.g. *hot* and *heat*.

#### Words belonging to more than one class • 287

Some words belong to more than one class. For example, *cost* is both a verb and a noun.

*The shoes **cost** £50.      the **cost** of the shoes*

#### Nationality words • 288

We can use most nationality words as adjectives and as nouns.

*a **Canadian** town      He's a **Canadian.***

## 283 Compounds

### 1 Compound nouns

A compound noun is two nouns joined together.

*handbag    teacup    weekend    armchair    water-power*

We stress the first noun, e.g. 'handbag.

It is often difficult to tell the difference between a compound noun and two single nouns. For details about two nouns together, • 147.

NOTE

A few compound nouns are formed from an adjective and noun. Compare these patterns.

Compound noun:    *a 'darkroom* (= a room for developing photos)

Adjective + noun:    *a dark 'room* (= a room that is dark)

Other such compound nouns are *greenhouse, blackboard, shorthand, hotplate*.

### 2 Gerund + noun

We can use a gerund to classify a noun, to say what type it is or what its purpose is.

*the dining room* (= the room for dining in)    *a sailing boat*    *running shoes*  
*the booking-office*    *some writing-paper*    *a swimming-pool*

We often use a hyphen. We stress the gerund, e.g. *the 'dining-room*.

NOTE

Compare a gerund and participle.

Gerund:    *a 'sleeping pill* (= a pill for helping you to sleep)

Participle:    *a sleeping 'child* (= a child who is sleeping)

### 3 Noun + gerund

A gerund can have a noun object in front of it.

*Coin-collecting* is an interesting hobby.    *I'm tired of sightseeing.*

*Taxi-driving* was what I always wanted to do.

We stress the noun, e.g. 'coin-collecting. The noun is singular:

NOT *coins collecting*. Compare a gerund clause.

*Collecting coins* is an interesting hobby.

### 4 Compounds with participles

We can form compounds with active or passive participles.

*a road-widening scheme*    *a hard-boiled egg*

For more details, • 137(2).

### 5 Compounds with numbers

We can use a number + noun to modify another noun.

*a three-day visit*    *a six-mile journey*    *a car with four-wheel drive*

The noun is singular: NOT *a three days visit*. But for *a three days' visit*, • 146(5). We

can also say *a visit of three days*.

We can also use a number + noun + adjective.

*a three-day-old baby*    *a hundred-yard-long queue*

## 284 Prefixes

A prefix comes at the beginning of a word. It adds something to the meaning.

1 Here are some common prefixes.

<i>re</i> (= again):		<i>rewrite a letter, re-enter a room, remarry</i>
<i>semi</i> (= half):		<i>semi-skilled workers, a semi-conscious state</i>
<i>mono</i> (= one):		<i>monorail, monolingual, a monotone</i>
<i>multi</i> (= many):		<i>a multinational company, a multi-storey car park</i>
<i>super</i> (= big/more):		<i>a superstore, a superhuman effort, a supersonic aircraft</i>
<i>sub</i> (= under/less):		<i>subnormal intelligence, sub-zero temperatures</i>
<i>mini</i> (= small):		<i>a minibus, a miniskirt, a minicomputer</i>
<i>pre</i> (= before):		<i>the pre-war years, prehistoric times</i>
<i>post</i> (= after):		<i>a post-dated cheque, the post-war period</i>
<i>ex</i> (= previously):	his	<i>ex-wife, our ex-Director</i>
<i>inter</i> (= between):		<i>inter-city trains, an international phone call</i>
<i>trans</i> (= across):		<i>a transatlantic flight, a heart transplant operation</i>
<i>co</i> (= together):		<i>co-exist, a co-production, my co-driver</i>
<i>over</i> (= too much):		<i>overcrowded, ill from overwork, an overgrown garden, overweight</i>
<i>under</i> (= too little):		<i>undercooked food, an understaffed office, underpaid</i>
<i>out</i> (= more/better):		<i>outnumber the opposition, outplayed their opponents, outlived both her children</i>
<i>pro</i> (= in favour of):		<i>pro-government forces, pro-European policies</i>
<i>anti</i> (= against):		<i>anti-nuclear protestors, anti-aircraft guns</i>
<i>mis</i> (= badly/wrongly):		<i>misuse, misbehave, misgovern, miscount, a misunderstanding</i>

2 There are some negative prefixes used to express an opposite.

a *un*: *unhappy, unfair, unofficial, unemployed, unplug a machine, unpack a suitcase*  
This is the most common way of expressing an opposite.

b *in*: *inexact, independent, indirect, inexpert, an injustice*

NOTE

We do not use *in* before *l, m, p* or *r*. We use *il, im* and *ir* instead.

*illegal, illogical; immobile, immoral, impossible, impatient; irrelevant, irresponsible*

c *dis*: *dishonest, disunited, disagree, disappear, dislike, disadvantage*

d *non*: *non-alcoholic drinks, a non-stop flight, a non-smoker*

e *de*: *defrost a fridge, the depopulation of the countryside, the decentralization of government*



# 285 Suffixes

## 1 Introduction

A suffix comes at the end of a word. For example, we can add the suffix *merit* to the verb *state* to form the noun *statement*. There is sometimes a change of stress and a change in the vowel, e.g. *courage* /<sup>1</sup>kʌrɪdʒ/     *courageous* /kə'reɪdʒəs/. Sometimes there is an extra sound, e.g. *possible*     *possibility*, *apply*     *application*.

Not all combinations are possible. We can say *statement*, *amusement*, *punishment* etc, but we cannot add *ment* to every verb. The words have to be learnt as vocabulary items.

## 2 Abstract nouns

Some common suffixes in abstract nouns are *ment*, *tion/sion*, *ance/ence*, *ty*, *ness* and *ing*. We can use an abstract noun in nominalization. • 149

*They agreed.*     *their agreement*

- a Verb + *ment*:     *payment, movement, government, arrangement, development*
- b Verb + *ion/tion/ation/ition*: *correct*     *correction*, *discuss*     *discussion*,  
*produce*     *production*, *inform*     *information*,  
*invite*     *invitation*, *add*     *addition*,  
*repeat*     *repetition*
- c Verb with *d/t*     *sion*:     *decide*     *decision*, *permit*     *permission*
- d Verb + *ance/ence*:     *performance, acceptance, existence, preference*
- e Adjective in *ent*     *ence*:     *silent*     *silence*  
Others are *absence, intelligence, independence, violence*. Examples of *ant*     *ance* are *distance, importance*.
- f Adjective + *ty/ity*:     *certainty, royalty, stupidity, nationality, security*
- g Adjective + *ness*:     *happiness, illness, freshness, forgetfulness, blindness*
- h Verb + *ing*:     *a building, my feelings*

## 3 Nouns for people

- a Verb + *er/or*:     *walker, owner, builder, driver, doctor, editor*  
There are very many such nouns, especially with *er*.  
NOTE We also use *er* in nouns for things, especially machines, e.g. *a computer, a food mixer*.
- b Noun/Verb/Adjective + *ist*: *journalist, motorist, nationalist, tourist*  
NOTE We can use *ism* to form an abstract noun, e.g. *journalism, nationalism*.

- c Verb + *ant/ent*: *applicant, assistant, inhabitant, servant, student*
- d Noun + *an/ian*: *republican, electrician, historian, musician*  
For nationalities, e.g. *Brazilian*, • 288.
- e Noun + *ess*: *waitress, actress, hostess, stewardess, princess*

a Most nouns for people can mean either males or females, so *friends, students, doctors, motorists* etc include both sexes. **If** we need to say which sex, we say e.g. *her boy-friend, female students, women doctors*. Some words to do with family relationships are different for male/female : *husband/wife, father/mother, son/daughter, brother/sister, uncle/aunt*. We also normally make a difference between male/female with *waiter/waitress* and the other examples with *ess* above. But some other words with *ess* are less usual and are now seen as sexist. A manager can be male or female, so there is usually no need for the pair *manager/manageress*.

b There is also a suffix *man /m n/*, which has a female equivalent *woman*, e.g. '*postman/postwoman*. Also *policeman, businessman, chairman, salesman, spokesman*. Some of these are now seen as sexist, especially in a business context, and we can say *business executive, chairperson/chair, salesperson/sales representative, spokesperson*, although the suffix *person* is still not accepted by everyone.

- f Verb + *ee*: *employee, payee, interviewee*  
This suffix usually has a passive meaning. Compare *er* and *ee*.  
*The company is the biggest employer in the town. It has two thousand employees/workers.*

## 4 Verbs

- a Adjective + *ize*: *modernize, popularize, privatize, centralize, legalize*  
There are many such verbs formed from abstract adjectives.
- b Adjective + *en*: *shorten, widen, brighten, harden, loosen*  
These verbs are formed from concrete adjectives.

## 5 Adjectives

- a Noun + *al*: *national, industrial, cultural, additional, original*
- b Noun + *ic*: *heroic, artistic, photographic, energetic*
- c Verb/Noun + *ive*: *active, effective, exclusive, informative, expensive*
- d Noun + *ful*: *careful, hopeful, peaceful, beautiful, harmful*  
NOTE These adjectives end with a single *l*, but the adverbs have two, e.g. *carefully*.
- e Noun + *less*: *careless, hopeless, worthless, powerless*  
*Less* means 'without'. *Painful* and *painless* are opposites.
- f Noun + *ous*: *dangerous, luxurious, famous, courageous*
- g Noun + *y*: *salty, healthy, thirsty, wealthy, greedy*

- h Noun + *ly*: *friendly, costly, cowardly, neighbourly, monthly*
- i Verb + *able/ible*: *eatable, manageable, excusable, acceptable, comprehensible, defensible*  
 These mean that something 'can be done'.  
*This sweater is washable.* (= It can be washed.)  
 But not all adjectives in *able/ible* have this meaning, e.g. *pleasurable* (= giving pleasure), *valuable* (= worth a lot).
- j Verb + *ing*: *exciting, fascinating* • 203
- k Verb + *ed*: *excited, fascinated* • 203

## 6 Adverbs

We form many adverbs from an adjective + *ly*, e.g. *quickly*. • 207

# 286 Vowel and consonant changes

- Sometimes two related words have a different vowel sound.  
*It was very **hot**. We could feel the **heat**.*  
 Also: *blood bleed, food feed, full fill, lose loss, proud pride, sell sale, shoot shot, sing song, sit seat, tell tale*
- There can be a different consonant sound.  
*That's what I believe. That's my belief.*  
 Also: *advise advice, descend descent, prove proof, speak speech*
- Sometimes more than one sound changes: *choose choice, lend loan, live /lɪv/ life /laɪf/, succeed success, think thought*

# 287 Words belonging to more than one class

- Many words can be both verbs and nouns.  
 Verb: *You mustn't delay. I **hope** I win.*  
 Noun: *a short **delay** my **hope** of victory*  
 Some words of this kind are *answer, attack, attempt, call, care, change, climb, control, copy, cost, damage, dance, delay, doubt, drink, drive, experience, fall, help, hit, hope, interest, joke, laugh, look, love, need, promise, rest, ride, run, search, sleep, smile, sound, swim, talk, trouble, visit, wait, walk, wash, wish*.

NOTE For *We swim/We have a swim*, • 87.

- Some verbs and nouns differ in their stress. The verb is usually stressed on the second syllable, and the noun is stressed on the first.  
 Verb: *How do you **trans'port** the goods?*  
 Noun: *What '**transport** do you use?*

The stress can make a difference to the vowel sounds. For example, *progress* as a verb is /prə'gres/ and as a noun /'prəʊgres/.

Some words of this kind are *conflict, contest, contrast, decrease, discount, export, import, increase, insult, permit, produce, progress, protest, rebel, record, refund, suspect, transfer, transport*.

NOTE For nouns formed from phrasal verbs, e.g. *hold-up*, •231(7).

Some concrete nouns can also be verbs.

*He **pocketed** the money.* (= put it in his pocket)

*We've **wallpapered** this room.* (= put wallpaper on it)

*The man was **gunned** down.* (= shot with a gun)

*The goods were **shipped** to America.* (= taken by ship)

Some others are *bottle* (wine), *box*, *brake*, *butter* (bread), *garage* (a car), *glue*, *hammer*, *mail*, *oil*, *parcel*, *(tele)phone*.

Some adjectives can also be verbs.

*This wind will soon **dry** the clothes.* (= make them dry)

*The clothes will soon **dry**.* (= become dry)

Some words of this kind are *calm, cool, dry, empty, narrow, smooth, warm, wet*.

NOTE Some adjectives with similar meanings take *en* as verbs, e.g. *widen*. • 285(4b)

## 288 Nationality words

- 1 We form nationality words from the name of a country: *Italy Italian, France French, Japan Japanese*. We can use them in different ways.

NOTE Some of these words do not refer to a political nation, e.g. *European, Jewish*.

- a As an adjective

***Italian** food   a **French** town   **Japanese** technology   a **Russian** novel*

- b As the name of a language

*I learnt **Italian** at evening classes.*

*Do you speak **Russian**?*

*I don't know any **Greek**.*

- c Referring to a specific person or group of people

*Debbie is married to an **Italian**.*

*There are some **Russians** staying at the hotel.*

*The **Japanese** were looking round the cathedral.*

- d Referring to a whole people

***Italians** are passionate about football.*

*The **French** are proud of their language.*

These expressions take a plural verb.

We can also say e.g. *Italian people, Russian people*.

2 There are different kinds of nationality words.

- a Many end in *an*: *Italian, American, Mexican*. We can add *s* to form a plural noun.  
*Three **Italians** are doing the course.*  
*(The) **Americans** think they can see Europe in a week.*

NOTE

- a To this group also belong *Greek, Czech, Thai, Arab* and words ending in *i*, e.g. *Pakistani, Israeli*.

*The **Greeks** invented democracy.*

- b The language of the Arabs is *Arabic*.

- b Some end in *ese*: *Chinese, Portuguese*. We cannot add *s*.

*Several **Chinese** (people) were waiting in the queue.*

When we talk about a whole people, we must use *the* or *people*.

***The Chinese welcome/Chinese people** welcome western tourists.*

NOTE *Swiss* (= from Switzerland) also belongs in this group.

- c With some words, the adjective is different from the noun.

*She's **Danish**./She's a **Dane**.*

*I like **Danish** people./I like (the) **Danes**.*

Also: *Swedish/a Swede, Finnish/a Finn, Polish/a Pole, Spanish/a Spaniard, Turkish/a Turk, Jewish/a Jew.*

NOTE

From *Britain* we form the adjective *British*.

*There are a lot of **British** people in this part of Spain.*

The nouns *Brit* and *Briton* are not very usual in spoken British English.

*There are a lot of **Brits/Britons** in this part of Spain.*

This usage is rather journalistic. *Brit* is informal. The Americans say *Britisher*.

For the whole people we say *the British*.

***The British** prefer houses to flats.*

- d With some words, the noun has the suffix *man* /mən/.

*He's **English**./He's an **Englishman**.*

***Englishmen** are reserved.*

Also: *Welsh/a Welshman, Irish/an Irishman, French/a Frenchman, Dutch/a Dutchman.*

For a whole people, we can use the adjective with *the* or *people*.

***The English are/English people** are reserved.*

NOTE

- a It is less usual to use *woman* as a suffix, but we can use an adjective + *woman*.

*The **English woman** works at the university.*

- b When we talk about people from Scotland, we can use the adjective *Scottish* or the nouns *Scot* and *Scotsman*.

*He's **Scottish**./He's a **Scot**/He's a **Scotsman**.*

*How do you like **Scottish** people/Scots?*

*We use **Scotch** mainly in fixed expressions such as **Scotch** whisky.*

3 Here is an overview of nationality words.

	Adjective	Person/man	A whole people
<i>Africa</i>	<i>African</i>	<i>an African</i>	<i>Africans</i>
<i>America</i>	<i>American</i>	<i>an American</i>	<i>(the) Americans</i>
	<i>Arab/Arabic</i>	<i>an Arab</i>	<i>(the) Arabs</i>
<i>Asia</i>	<i>Asian</i>	<i>an Asian</i>	<i>Asians</i>
<i>Australia</i>	<i>Australian</i>	<i>an Australian</i>	<i>(the) Australians</i>
<i>Austria</i>	<i>Austrian</i>	<i>an Austrian</i>	<i>(the) Austrians</i>
<i>Belgium</i>	<i>Belgian</i>	<i>a Belgian</i>	<i>(the) Belgians</i>
<i>Brazil</i>	<i>Brazilian</i>	<i>a Brazilian</i>	<i>(the) Brazilians</i>
<i>Britain</i>	<i>British</i>	• (2c) Note	<i>the British</i>
<i>China</i>	<i>Chinese</i>	<i>a Chinese</i>	<i>the Chinese</i>
<i>Czech Republic</i>	<i>Czech</i>	<i>a Czech</i>	<i>(the) Czechs</i>
<i>Denmark</i>	<i>Danish</i>	<i>a Dane</i>	<i>(the) Danes</i>
<i>England</i> -	<i>English</i>	<i>an Englishman</i>	<i>the English</i>
<i>Europe</i>	<i>European</i>	<i>a European</i>	<i>Europeans</i>
<i>Finland</i>	<i>Finnish</i>	<i>a Finn</i>	<i>(the) Finns</i>
<i>France</i>	<i>French</i>	<i>a Frenchman</i>	<i>the French</i>
<i>Germany</i>	<i>German</i>	<i>a German</i>	<i>(the) Germans</i>
<i>Greece</i>	<i>Greek</i>	<i>a Greek</i>	<i>(the) Greeks</i>
<i>Holland</i>	<i>Dutch</i>	<i>a Dutchman</i>	<i>the Dutch</i>
<i>Hungary</i>	<i>Hungarian</i>	<i>a Hungarian</i>	<i>(the) Hungarians</i>
<i>India</i>	<i>Indian</i>	<i>an Indian</i>	<i>(the) Indians</i>
<i>Ireland</i>	<i>Irish</i>	<i>an Irishman</i>	<i>the Irish</i>
<i>Israel</i>	<i>Israeli</i>	<i>an Israeli</i>	<i>(the) Israelis</i>
<i>Italy</i>	<i>Italian</i>	<i>an Italian</i>	<i>(the) Italians</i>
<i>Japan</i>	<i>Japanese</i>	<i>a Japanese</i>	<i>the Japanese</i>
	<i>Jewish</i>	<i>a Jew</i>	<i>(the) Jews</i>
<i>Mexico</i>	<i>Mexican</i>	<i>a Mexican</i>	<i>(the) Mexicans</i>
<i>Norway</i>	<i>Norwegian</i>	<i>a Norwegian</i>	<i>(the) Norwegians</i>
<i>Pakistan</i>	<i>Pakistani</i>	<i>a Pakistani</i>	<i>(the) Pakistanis</i>
<i>Poland</i>	<i>Polish</i>	<i>a Pole</i>	<i>(the) Poles</i>
<i>Portugal</i>	<i>Portuguese</i>	<i>a Portuguese</i>	<i>the Portuguese</i>
<i>Russia</i>	<i>Russian</i>	<i>a Russian</i>	<i>(the) Russians</i>
<i>Scotland</i>	<i>Scottish</i>	<i>a Scotia Scotsman</i>	<i>(the) Scots</i>
<i>Spain</i>	<i>Spanish</i>	<i>a Spaniard</i>	<i>the Spanish</i>
<i>Sweden</i>	<i>Swedish</i>	<i>a Swede</i>	<i>(the) Swedes</i>
<i>Switzerland</i>	<i>Swiss</i>	<i>a Swiss</i>	<i>the Swiss</i>
<i>Thailand</i>	<i>Thai</i>	<i>a Thai</i>	<i>(the) Thais</i>
<i>Turkey</i>	<i>Turkish</i>	<i>a Turk</i>	<i>(the) Turks</i>
<i>Wales</i>	<i>Welsh</i>	<i>a Welshman</i>	<i>the Welsh</i>

# 37

## Word endings: pronunciation and spelling

### 289 Summary

Some words have grammatical endings. A noun can have a plural or possessive form: *friends, friend's*. A verb can have an s-form, ed-form or ing-form: *asks, asked, asking*. Some adjectives can have a comparative and superlative form: *quicker, quickest*. A word can also end with a suffix: *argument, idealist, weekly, drinkable*. When we add these endings to a word, there are sometimes changes in pronunciation or spelling.

#### The *s/es* ending • 290

*match matches* /ɪz/

#### The *ed* ending • 291

*wait waited* /ɪd/

#### Leaving out *e* • 292

*make making insure insurance*

#### The doubling of consonants • 293

*big bigger regret regrettable*

#### Consonant + *y* • 294

*easy easily beauty beautiful*

### 290 The *s/es* ending

To form a regular noun plural or the s-form of a verb, we usually add *s*.

*rooms games looks opens hides*

After a sibilant sound we add *es*.

*kisses watches bushes taxes*

But if the word ends in *e*, we add *s*.

*places supposes prizes*

- 2 A few nouns ending in *o* add *es*.  
*potatoes tomatoes heroes echoes*  
But most add *s*.  
*radios stereos pianos photos studios discos kilos zoos*
- 3 The ending is pronounced /s/ after a voiceless sound, /z/ after a voiced sound and /ɪz/ or /əz/ after a sibilant.  
Voiceless: *hopes /ps/, fits /ts/, clocks /ks/*  
Voiced: *cabs /bz/, rides /dz/, days /eɪz/, throws /θəʊz/*  
Sibilant: *loses /lɪz/ or /zəz/, bridges /dʒɪz/ or /dʒəz/, washes /ʃɪz/ or /ʃəz/*
- 4 The possessive form of a noun is pronounced in the same way.  
*Mick's /ks/ the teacher's /əz/ Mrs Price's /sɪz/ or /səz/*  
But we do not write *es* for the possessive, even after a sibilant.  
*Mr Jones's the boss's*

## 291 The *ed* ending

- 1 The *ed*-form of most regular verbs is simply verb + *ed*.  
*played walked seemed offered filled*  
If the word ends in *e*, we add *d*.  
*moved continued pleased smiled*
- NOTE  
For the doubling of consonants before *ed*, • 293.  
For *y* before *ed*, • 294.
- 2 The ending is pronounced /t/ after a voiceless sound, /d/ after a voiced sound and /ɪd/ after /t/ or /d/.  
Voiceless: *jumped /pt/, baked /kt/, wished /ʃt/*  
Voiced: *robbed /bd/, closed /zd/, enjoyed /ɔɪd/, allowed /aʊd/*  
/t/ or /d/ + /ɪd/: *waited /tɪd/, expected /ɪtɪd/, handed /dɪd/, guided /dɪd/*

## 292 Leaving out *e*

- 1 We normally leave out *e* when it comes before an *ing*-form.  
*make making shine shining use using*  
But we keep a double *e* before *ing*.  
*see seeing agree agreeing*
- 2 When *e* comes before *ed*, *er* or *est*, we do not write a double *e*.  
*type typed late later fine finest*
- 3 We usually leave out *e* before other endings that start with a vowel, e.g. *able*, *ize*, *al*.  
*love lovable private privatize culture cultural*

NOTE

But when a word ends in *ce* /s/ or *ge* /dʒ/, we keep the *e* before *a* or *o*.

*enforce enforceable courage courageous*

We can also keep the *e* in some other words: *saleable/salable, likeable/likable, mileage/milage*.



- 4 We keep *e* before a consonant.

*hate hates nice nicely care careful*

NOTE

Exceptions are words ending in *ue*: *argue argument, true truly, due duly*.

Also: *whole wholly, judge judgment/judgement*.

- 5 To form an adverb from an adjective ending in a consonant + *le*, we change *e* to *y*.

*simple simply possible possibly*

To form an adverb from an adjective in *ic*, we add *ally*.

*dramatic dramatically idiotic idiotically*

NOTE An exception is *publicly*.

## 293 The doubling of consonants

- 1 Doubling happens in a one-syllable word that ends with one written vowel and one written consonant, such as *win, put, sad, plan*. We double the consonant before a vowel.

*win winner put putting sad saddest plan planned*

NOTE

a Compare *top tapping* and *tope taping*.

b The consonant also doubles before *y*: *fog foggy*.

- 2 We do not double *y, w* or *x*.

*stay staying slow slower fix fixed*

We do not double when there are two consonants.

*hold holding ask asking*

And we do not double after two written vowels.

*keep keeping broad broader*

- 3 The rule about doubling is also true for words of more than one syllable, but only if the last syllable is stressed.

*for'get forgetting prefer preferred*

We do not usually double a consonant in an unstressed syllable.

*'open 'opening 'enter 'entered*

NOTE

In British English there is some doubling in an unstressed syllable. We usually double *l*.

*travel travelling tunnel tunnelled marvel marvellous*

*jewel jeweller*

We also double *p* in some verbs.

*handicap handicapped worship worshipping*

But in the USA there is usually a single *l* or *p* in an unstressed syllable, e.g. *traveling, worshipping*.

- 4 When a word ends in *ll* and we add *ly*, we do not write a third *l*.

*full fully*

## 294 Consonant + y

When a word ends in a consonant + y, the y changes to *ie* before *s*.

*study studies lorry lorries*

Before most other endings, the y changes to *i*.

*study studied silly sillier lucky luckily*  
*happy happiness*

We do not change y after a vowel.

*day days buy buyer stay stayed*

But *pay*, *lay* and *say* have irregular ed-forms: *paid* /peɪd/, *laid* /leɪd/, *said* /sed/.

Also *day* *daily*.

NOTE

a The possessive forms are singular noun + apostrophe + *s*, and plural noun + apostrophe.

*the lady's name the ladies' names*

b A one-syllable word usually keeps y before *ly*: *shyly*, *slyly*, *dryly*/*drily*.

c We do not change y when it is part of a person's name: *Mr and Mrs Grundy the Grundys*.

d We do not change y in *by*: *stand-bys*, *lay-bys*.

### 2 We keep y before *i*.

*copy copying hurry hurrying*

NOTE

We change *ie* to y before *ing*.

*die dying lie lying*

# 38

## Irregular noun plurals

### 295 Summary

Most countable nouns have a regular plural in *s* or *es*.

*hands dates buses.*

For details of spelling and pronunciation, • 290.

But some nouns have an irregular plural. Here are some examples.

#### Vowel and consonant changes • 296

*man men wife wives*

#### Nouns which do not change in the plural • 297

*one/two aircraft one/two sheep*

#### Irregular plural endings. • 298

*children criteria stimuli*

### 296 Vowel and consonant changes

- 1 Some plurals are formed by changing the vowel sound.

*foot feet goose geese man men*  
*tooth teeth mouse mice woman /'wʊmən/ women /'wɪmɪn/*

NOTE

a We also use *men* and *women* in words like *Frenchmen*, *sportswomen*.

b The plural *people* is more usual and less formal than *persons*.

*Several **people** were waiting for the lift.*

*A maximum of six **persons** may occupy this lift.*

*A **people** is a large group such as a nation.*

*The **Celts** were a tall, fair-skinned **people**.*

*One day the **peoples** of this world will live in peace.*

- 2 With some nouns we change *f* to *v* and add *es/s*.

*loaf loaves thief thieves life lives*

Also: *calves, halves, knives, leaves, shelves, wives, wolves*

NOTE

Some other nouns in *f/fe* are regular: *chiefs, beliefs, cliffs, roofs, safes*. A few have alternative forms, e.g. *scarfs/scarves*.

- 3 Some nouns have a regular written plural in *ths*, but the pronunciation of *th* changes.

*path* /θ/ *paths* /ðz/

Also: *mouths*, *youths* (= young people)

## NOTE

Some other nouns in *th* are regular: *months*, *births*, *deaths* /θs/. Some have alternative forms, e.g. *truths* /ðz/ or /θs/.

- 4 The plural of *house* is *houses* /zɪz/.
- 5 The usual plural of *penny* is *pence*, e.g. *fifty pence*. *Pennies* are individual penny coins.

## 297 Nouns which do not change in the plural

Some nouns have the same form in the singular and plural.

Singular: *One aircraft was shot down.*

Plural: *Two aircraft were shot down.*

These nouns are *aircraft*, *hovercraft*, *spacecraft* etc; some animals, e.g. *sheep*, *deer*, some kinds of fish, e.g. *cod*, *salmon*; and some nouns ending in *s*, e.g. *headquarters*, *means*. • 154(3)

## NOTE

a Some measurements (e.g. *pound*, *foot*) can be singular after a plural number, e.g. *two pound/pounds* fifty.

b For *six hundred and twenty*, • 191(1) Note c.

## 298 Irregular plural endings

- 1 *en* /ən/  
*child* /tʃaɪld/    *children* /ˈtʃɪldrən/    *ox*    *oxen*

- 2 *a* /ə/  
*criterion*    *criteria*    *phenomenon*    *phenomena*    *medium*    *media*  
*curriculum*    *curricula*

NOTE Some nouns in *on* and *um* are regular, e.g. *electrons*, *museums*.

- 3 *i* /aɪ/  
*stimulus*    *stimuli*    *cactus*    *acti* /*cactuses*  
*nucleus*    *nuclei* / *nucleuses*

NOTE Some nouns in *us* are regular: *choruses*, *bonuses*.

- 4 *ae* /i:/  
*formula*    *formulae* / *formulas*

- 5 *es* /i:z/  
*analysis*    *analyses*    *crisis*    *crises*    *hypothesis*    *hypotheses*

# 39

## Irregular verb forms

### 299 Summary

A regular verb takes the endings *s*, *ed* and *ing*. For example, base form *look*, *s*-form *looks*, past tense *looked*, *ing*-form *looking* and past/passive participle *looked*. For more details, • 58.

#### List of irregular verbs • 300

Some verbs have an irregular past tense and participle.

Base form:            *Did you **w**rite the letter?*  
 Past tense:          *I **w**rote the letter yesterday.*  
 Past participle:    *I've **w**ritten the letter.*

We also use the irregular forms after a prefix such as *re*, *un*, *out*, *mis*.

*I've **re**written the letter.      He **un**did the knot.*

#### Special participle forms • 301

Some special participle forms come before a noun.

*a **drunken** riot*

### 300 List of irregular verbs

Base form	Past tense	Past/passive participle
arise / ə'raɪz/	arose / ə'rəʊz/	arisen / ə'rɪzn/
awake / ə'weɪk/	awoke / ə'wəʊk/	awoken / ə'wəʊkən/
be / bi:/ ▷ 84(2)	was / wɒz / were / wɜ:(r)/	been / bi:n/
bear / beə(r)/	bore / bɔ:(r)/	borne / bɔ:n/
beat / bi:t/	beat / bi:t/	beaten / 'bi:tn/
become / bɪ'kʌm/	became / bɪ'keɪm/	become / bɪ'kʌm/
begin / bɪ'gɪn/	began / bɪ'gæn/	begun / bɪ'gʌn/
bend / bend/	bent / bent/	bent / bent/
bet / bet/	bet / bet/	bet / bet/
bid / bɪd/ (= offer money)	bid / bɪd/	bid / bɪd/

Base form	Past tense	Past/passive participle
bid /bɪd/ (= order)	bade /bæd/	bidden /'bɪdn/
bind /baɪnd/	bound /baʊnd/	bound /baʊnd/
bite /baɪt/	bit /bɪt/	bitten /'bɪtn/
bleed /bli:d/	bled /bled/	bled /bled/
blow /bləʊ/	blew /blu:/	blown /bləʊn/
break /breɪk/	broke /brəʊk/	broken /'brəʊkən/
breed /bri:d/	bred /bred/	bred /bred/
bring /brɪŋ/	brought /brɔ:t/	brought /brɔ:t/
broadcast /'brɔ:dka:st/	broadcast /'brɔ:dka:st/	broadcast /'brɔ:dka:st/
build /bɪld/	built /bɪlt/	built /bɪlt/
burn /bɜ:n/	burnt /bɜ:nt/	burnt /bɜ:nt/
	burned /bɜ:nd/	burned /bɜ:nd/
burst /bɜ:st/	burst /bɜ:st/	burst /bɜ:st/
bust /bʌst/	bust /bʌst/	bust /bʌst/
	busted /'bʌstɪd/	busted /'bʌstɪd/
buy /baɪ/	bought /bɔ:t/	bought /bɔ:t/
cast /kɑ:st/	cast /kɑ:st/	cast /kɑ:st/
catch /kætʃ/	caught /kɔ:t/	caught /kɔ:t/
choose /tʃu:z/	chose /tʃəʊz/	chosen /'tʃəʊzn/
cling /klɪŋ/	clung /klɪŋ/	clung /klɪŋ/
come /kʌm/	came /keɪm/	come /kʌm/
cost /kɒst/ ▷ Note b	cost /kɒst/	cost /kɒst/
creep /kri:p/	crept /krept/	crept /krept/
cut /kʌt/	cut /kʌt/	cut /kʌt/
deal /di:l/	dealt /delt/	dealt /delt/
dig /dɪg/	dug /dʌg/	dug /dʌg/
dive /daɪv/	dived /daɪvd/	dived /daɪvd/
	dove /dəʊv/ (USA)	
do /du:/ ▷ Note c	did /dɪd/	done /dʌn/
draw /drɔ:/	drew /dru:/	drawn /drɔ:n/
dream /dri:m/	dreamt /dremt/	dreamt /dremt/
	dreamed /dri:md/	dreamed /dri:md/
drink /drɪŋk/	drank /dræŋk/	drunk /drʌŋk/
drive /draɪv/	drove /drəʊv/	driven /'drɪvn/
dwell /dwel/	dwelt /dwelt/	dwelt /dwelt/
eat /i:t/	ate /et/	eaten /'i:tn/
fall /fɔ:l/	fell /fel/	fallen /'fɔ:lən/
feed /fi:d/	fed /fed/	fed /fed/
feel /fi:l/	felt /felt/	felt /felt/
fight /faɪt/	fought /fɔ:t/	fought /fɔ:t/
find /faɪnd/	found /faʊnd/	found /faʊnd/
fit /fɪt/ ▷ Note d	fitted /'fɪtɪd/	fitted /'fɪtɪd/
	fit /fɪt/	fit /fɪt/

Base form	Past tense	Past/passive participle
flee /fli:/	fled /fled/	fled /fled/
fling /flɪŋ/	flung /flʌŋ/	flung /flʌŋ/
fly /flaɪ/	flew /flu:/	flown /fləʊn/
forbid /fə'brɪd/ ▷ Note e	forbad(e) /fə'bæd/	forbidden /fə'bɪdn/
forecast /'fɔ:kɑ:st/	forecast /'fɔ:kɑ:st/	forecast /'fɔ:kɑ:st/
foresee /fɔ:'si:/	foresaw /fɔ:'sɔ:/	foreseen /fɔ:'si:n/
foretell /fɔ:'tel/	foretold /fɔ:'təʊld/	foretold /fɔ:'təʊld/
forget /fə'get/	forgot /fə'gɒt/	forgotten /fə'gɒtn/
forgive /fə'gɪv/	forgave /fə'geɪv/	forgiven /fə'gɪvn/
forsake /fə'seɪk/	forsook /fə'sʊk/	forsaken /fə'seɪkən/
freeze /fri:z/	froze /frəʊz/	frozen /'frəʊzn/
get /get/ ▷ Note f	got /gɒt/	got /gɒt/
give /gɪv/	gave /geɪv/	given /'gɪvn/
go /gəʊ/ ▷ Note g	went /went/	gone /gɒn/
grind /graɪnd/	ground /graʊnd/	ground /graʊnd/
grow /grəʊ/	grew /gru:/	grown /grəʊn/
hang /hæŋ/ ▷ Note h	hung /hʌŋ/	hung /hʌŋ/
have /hæv/ ▷ Note i	hanged /hæŋd/	hanged /hæŋd/
hear /hɪə(r)/	had /hæd/	had /hæd/
hide /haɪd/	heard /hɜ:d/	heard /hɜ:d/
hit /hɪt/	hid /hɪd/	hidden /'hɪdn/
hold /həʊld/	hit /hɪt/	hit /hɪt/
hurt /hɜ:t/	held /held/	held /held/
	hurt /hɜ:t/	hurt /hɜ:t/
keep /ki:p/	kept /kept/	kept /kept/
kneel /ni:l/	knelt /nelt/	knelt /nelt/
	kneeled /ni:ld/	kneeled /ni:ld/
knit /nɪt/	knit /nɪt/	knit /nɪt/
	knitted /'nɪtɪd/	knitted /'nɪtɪd/
know /nəʊ/	knew /nju:/	known /nəʊn/
lay /leɪ/ ▷ Note j	laid /leɪd/	laid /leɪd/
lead /li:d/	led /led/	led /led/
lean /li:n/	leant /lent/	leant /lent/
	leaned /li:nd/	leaned /li:nd/
leap /li:p/	leapt /lept/	leapt /lept/
	leaped /li:pd/	leaped /li:pd/
learn /lɜ:n/	learnt /lɜ:nt/	learnt /lɜ:nt/
	learned /lɜ:nd/	learned /lɜ:nd/
leave /li:v/	left /left/	left /left/
lend /lend/	lent /lent/	lent /lent/
let /let/	let /let/	let /let/
lie /laɪ/ ▷ Note j	lay /leɪ/	lain /leɪn/
light /laɪt/	lit /lɪt/	lit /lɪt/
	lighted /'laɪtɪd/	lighted /'laɪtɪd/
lose /lu:z/	lost /lɒst/	lost /lɒst/

Base form	Past tense	Past/passive participle
make / meɪk/ mean / mi:n/ meet / mi:t/ mishear / mɪs'hɪə(r)/ mislay / mɪs'leɪ/ mislead / mɪs'li:d/ mistake / mɪs'teɪk/ mow / məʊ/	made / meɪd/ meant / ment/ met / met/ misheard / mɪs'hɜ:d/ mislaid / mɪs'leɪd/ misled / mɪs'led/ mistook / mɪs'tʊk/ mowed / məʊd/	made / meɪd/ meant / ment/ met / met/ misheard / mɪs'hɜ:d/ mislaid / mɪs'leɪd/ misled / mɪs'led/ mistaken / mɪs'teɪkən/ mown / məʊn/ mowed / məʊd/
overcome / əʊvə'kʌm/ overdo / əʊvə'du:/ ▷ Note c overhear / əʊvə'hɪə(r)/ overtake / əʊvə'teɪk/	overcame / əʊvə'keɪm/ overdid / əʊvə'dɪd/ overheard / əʊvə'hɜ:d/ overtook / əʊvə'tʊk/	overcome / əʊvə'kʌm/ overdone / əʊvə'dʌn/ overheard / əʊvə'hɜ:d/ overtaken / əʊvə'teɪkən/
pay / peɪ/ put / pʊt/	paid / peɪd/ put / pʊt/	paid / peɪd/ put / pʊt/
quit / kwɪt/	quit / kwɪt/ quitted / 'kwɪtɪd/	quit / kwɪt/ quitted / 'kwɪtɪd/
read / ri:d/ repay / rɪ'peɪ/ rid / rɪd/ ride / raɪd/ ring / rɪŋ/ rise / raɪz/ run / rʌn/	read / red/ repaid / rɪ'peɪd/ rid / rɪd/ rode / rəʊd/ rang / ræŋ/ rose / rəʊz/ ran / ræn/	read / red/ repaid / rɪ'peɪd/ rid / rɪd/ ridden / 'rɪdn/ rung / rʌŋ/ risen / 'rɪzn/ run / rʌn/
saw / sɔ:/	sawed / sɔ:d/	sawn / sɔ:n/ sawed / sɔ:d/
say / seɪ/ ▷ Note k see / si:/ seek / si:k/ sell / sel/ send / send/ set / set/ sew / səʊ/	said / sed/ saw / sɔ:/ sought / sɔ:t/ sold / səʊld/ sent / sent/ set / set/ sewed / səʊd/	said / sed/ seen / si:n/ sought / sɔ:t/ sold / səʊld/ sent / sent/ set / set/ sewn / səʊn/ sewed / səʊd/
shake / ʃeɪk/ shed / ʃed/ shine / ʃaɪn/ ▷ Note 1	shook / ʃʊk/ shed / ʃed/ shone / ʃɒn/ shined / ʃaɪnd/ shot / ʃɒt/ showed / ʃəʊd/	shaken / 'ʃeɪkən/ shed / ʃed/ shone / ʃɒn/ shined / ʃaɪnd/ shot / ʃɒt/ shown / ʃəʊn/ showed / ʃəʊd/
shoot / ʃu:t/ show / ʃəʊ/	shrank / ʃræŋk/ shrunk / ʃrʌŋk/	shrank / ʃræŋk/ shrunk / ʃrʌŋk/



## Base form

shut / ʃʌt/  
 sing / smŋ/  
 sink / smŋk/  
 sit / sɪt/  
 slay / sleɪ/  
 sleep / sli:p/  
 slide / slaɪd/  
 sling / slɪŋ/  
 slink / slɪŋk/  
 slit / slɪt/  
 smell / smel/

sow / səʊ/

speak / spi:k/  
 speed / spi:d/ ▷ Note m

spell / spel/

spend / spend/  
 spill / spɪl/

spin / spɪn/  
 spit / spɪt/  
 split / splɪt/  
 spoil / spɔɪl/

spread / spred/  
 spring / sprɪŋ/  
 stand / stænd/  
 steal / sti:l/  
 stick / stɪk/  
 sting / stɪŋ/  
 stink / stɪŋk/  
 stride / straɪd/  
 strike / straɪk/  
 string / strɪŋ/  
 strive / straɪv/  
 swear / sweə(r)/  
 sweep / swi:p/  
 swell / swel/

swim / swɪm/  
 swing / swɪŋ/

take / teɪk/  
 teach / ti:tʃ/  
 tear / teə(r)/  
 tell / tel/

## Past tense

shut / ʃʌt/  
 sang / sæŋ/  
 sank / sæŋk/  
 sat / sæt/  
 slew / slu:/  
 slept / slept/  
 slid / slɪd/  
 slung / slʌŋ/  
 slunk / slʌŋk/  
 slit / slɪt/  
 smelt / smelt/  
 smelled / smeld/  
 sowed / səʊd/

spoke / spəʊk/  
 sped / sped/  
 speeded / 'spi:dɪd/  
 spelt / spelt/  
 spelled / speld/  
 spent / spent/  
 spilt / spɪlt/  
 spilled / spɪld/  
 spun / spʌn/  
 spat / spæt/  
 split / splɪt/  
 spoilt / spɔɪlt/  
 spoiled / spɔɪld/  
 spread / spred/  
 sprang / spræŋ/  
 stood / stʊd/  
 stole / stəʊl/  
 stuck / stʌk/  
 stung / stʌŋ/  
 stank / stæŋk/  
 strode / strɔʊd/  
 struck / strʌk/  
 strung / strʌŋ/  
 strove / strəʊv/  
 swore / swɔ:(r)/  
 swept / swept/  
 swelled / sweld/

swam / swæm/  
 swung / swʌŋ/

took / tʊk/  
 taught / tɔ:t/  
 tore / tɔ:(r)/  
 told / təʊld/

## Past/passive participle

shut / ʃʌt/  
 sung / sʌŋ/  
 sunk / sʌŋk/  
 sat / sæt/  
 slain / sleɪn/  
 slept / slept/  
 slid / slɪd/  
 slung / slʌŋ/  
 slunk / slʌŋk/  
 slit / slɪt/  
 smelt / smelt/  
 smelled / smeld/  
 sown / səʊn/  
 sowed / səʊd/  
 spoken / 'spəʊkən/  
 sped / sped/  
 speeded / 'spi:dɪd/  
 spelt / spelt/  
 spelled / speld/  
 spent / spent/  
 spilt / spɪlt/  
 spilled / spɪld/  
 spun / spʌn/  
 spat / spæt/  
 split / splɪt/  
 spoilt / spɔɪlt/  
 spoiled / spɔɪld/  
 spread / spred/  
 sprung / sprʌŋ/  
 stood / stʊd/  
 stolen / 'stəʊlən/  
 stuck / stʌk/  
 stung / stʌŋ/  
 stunk / stʌŋk/  
 stridden / 'strɪdn/  
 struck / strʌk/  
 strung / strʌŋ/  
 striven / 'strɪvn/  
 sworn / swɔ:n/  
 swept / swept/  
 swelled / sweld/  
 swollen / 'swəʊlən/  
 swum / swʌm/  
 swung / swʌŋ/

taken / 'teɪkən/  
 taught / tɔ:t/  
 torn / tɔ:n/  
 told / təʊld/

Base form	Past tense	Past/passive participle
think /θɪŋk/ thrive /θraɪv/	thought /θɔ:t/ thrived /θraɪvd/ throve /θrəʊv/	thought /θɔ:t/ thrived /θraɪvd/ thriven /'θri:vɪn/
throw /θrəʊ/ thrust /θrʌst/ tread /tred/	threw /θru:/ thrust /θrʌst/ trod /trɒd/	thrown /θrəʊn/ thrust /θrʌst/ trodden /'trɒdn/
undergo /ʌndə'gəʊ/ ▷ Note g	underwent /ʌndə'went/	undergone /ʌndə'gʊn/
understand /ʌndə'stænd/ undertake /ʌndə'teɪk/	understood /ʌndə'stʊd/ undertook /ʌndə'tʊk/	understood /ʌndə'stʊd/ undertaken /ʌndə'teɪkən/
undo /ʌn'du:/ ▷ Note c uphold /ʌp'həʊld/ upset /ʌp'set/	undid /ʌn'dɪd/ upheld /ʌp'held/ upset /ʌp'set/	undone /ʌn'dʌn/ upheld /ʌp'held/ upset /ʌp'set/
wake /weɪk/ wear /weə(r)/ weave /wi:v/ ▷ Note n weep /wi:p/ wet /wet/	woke /wəʊk/ wore /wɔ:(r)/ wove /wəʊv/ wept /wept/ wet /wet/ wetter /'wetɪd/	woken /'wəʊkən/ worn /wɔ:n/ woven /'wəʊvən/ wept /wept/ wet /wet/ wetter /'wetɪd/
win /wɪn/ wind /waɪnd/ withdraw /wɪð'drɔ:/ withhold /wɪð'həʊld/ withstand /wɪð'stænd/ wring /rɪŋ/ write /raɪt/	won /wʌn/ wound /waʊnd/ withdrew /wɪð'dru:/ withheld /wɪð'held/ withstood /wɪð'stʊd/ wring /rɪŋ/ wrote /rəʊt/	won /wʌn/ wound /waʊnd/ withdrawn /wɪð'drɔ:n/ withheld /wɪð'held/ withstood /wɪð'stʊd/ wring /rɪŋ/ written /'rɪtɪn/

NOTE

- a For verbs which have forms both in *ed* and *t*, e.g. *burned / burnt, dream / dreamt*, • 303(11).  
b *Cost* as a transitive verb is regular.

*They've costed the project.* (= estimated the cost)

- c The third person singular of *do* is *does* /dʌz/.

d *Fit* is usually regular in Britain but irregular in the US.

e In GB the past tense of *forbid* is *forbad* or *forbade*, pronounced /fə'bæd/. In the US it is *forbade*, pronounced /fə'beɪd/.

f For the past participle *gotten* /'gɒtən/ (US), • 303(5d).

g The third person singular of *go* is *goes* /gəʊz/.

For *gone* and *been*, • 84(6).

h We use *hanged* only to talk about hanging a person.

i The third person singular of *have* is *has* /hæz/.

j For the difference between *lay* and *lie*, • 11 (2) Note b. *Lie* (= tell an untruth) is regular.

k The third person singular of *say* is *says* /sez/.

l *Shined* means 'polished': *I've shined my shoes.* Compare *The sun shone.*

m We use *sped* for movement.

*They sped down the hill.*

But we say *speeded up* (= went faster),

n *Weave* is regular when it expresses movement.

*We weaved our way through the traffic.*

## 301 Special participle forms

There are some special past/passive participle forms that we use mainly before a noun. Compare these sentences.

have + participle:    *The ship has **sunk**.*    *The metal has **melted**.*

Participle + noun:    *a **sunken** ship*    ***molten** metal*

We can also form special participles from *drink*, *shrink*, *prove*, *learn* and *bless*.

*a **drunken** spectator*    *a **shrunk** old man*    *a **proven** fact*

*a **learned** professor* /'lɜ:nɪd/    *a **blessed** relief* /'blesɪd/

### NOTE

These participles can have special meanings and are used only in limited contexts. For example, we talk about *molten metal* but NOT *molten ice*.

# 40

## American English

### 302 Summary

The grammar of British English and American English is very similar. There are a few differences but not very many, and most of them are minor points.

**Differences with verbs • 303**

**Differences with noun phrases • 304**

**Differences with adjectives and adverbs • 305**

**Differences with prepositions • 306**

**Differences with conjunctions • 307**

**American spelling • 308**

There are also some spelling differences, such as GB *colour*, US *color*.

The main differences between British and American English are in pronunciation and in some items of vocabulary. A good dictionary such as the *Oxford Wordpower Dictionary* or the *Oxford Advanced Learner's Dictionary* will give American variants in spelling, pronunciation and usage. The *Hutchinson British-American Dictionary* by Norman Moss explains the meanings of words which are familiar in one country but not in the other.

### 303 Differences with verbs

#### 1 Linking verb + noun phrase

The British can use a noun phrase after a linking verb such as *be*, *seem*, *look*, *feel*.

• 9(1)

Mainly GB: *It looks a lovely evening.*  
*She seemed (to be) a competent pilot.*

The Americans do not use this pattern except with *be* and *become*.

US: *It looks like/It looks to be a lovely evening.*  
*She seemed to be a competent pilot.*

## 2 Do for an action

The British sometimes use *do* to refer to an action. • 38 (2c)

GB: *He practises the piano, but not as often as he might (do).*  
*You should reply if you haven't (done) already.*

This usage is not found in American English.

US: *He practices the piano, but not as often as he might.*  
*You should reply if you haven't already.*

But Americans use *do so*.

GB/US: *You should reply if you haven't done so already.*

## 3 Do for emphasis

The British can use *do* to emphasize an offer or invitation in the imperative form.

GB: **(Do)** *have a glass of wine.*

This usage is less common in American English.

US: **Have** *a glass of wine.*

Americans also avoid the emphatic *Do let's...* and the negative *Don't let's...*

• 19 (6a)

GB/US: **Let's not** *invite them.*

GB only: **Don't let's** *invite them.*

NOTE *Let's don't invite them* is possible in informal American English but not in Britain.

## 4 Question tags

Americans use tags much less often than the British. The British may use them several times in a conversation, but this would sound strange to an American.

Americans use tags when they expect agreement. They do not often use them to persuade or argue.

GB/US: *Mary likes ice-cream, doesn't she?*

GB only: *You'll just have to try harder, won't you?*

Americans often use the tags *right?* and *OK?*

Mainly US: *You're going to meet me, right?*  
*We'll take the car, OK?*

## 5 Have, have got and have gotten

a *Have and have got*

GB: *I've got/I have some money.*

US (spoken): *I've got some money.*

US (written): *I have some money.*

- b Negatives and questions with *have* and *have got*  
GB/US:        We **don't have** much time.        **Do you have** enough money?  
Mainly GB:    We **haven't got** much time.       **Have you got** enough money?  
GB only:       We **haven't** much time.        **Have you** enough money?
- c Negatives and questions with *have to* and *have got to*  
GB/US:        You **don't have to** go.        **Do you have to** go?  
GB only:       You **haven't got to** go.       **Have you got to** go?
- d *Got* and *gotten*  
GB:    *He's **got** a new job.* (= He **has** a new job.)  
          *Your driving **has got** better.* (= It **has become** better.)  
US: *He's **got** a new job.* (= He **has** a new job.)  
          *He's **gotten** a new job.* (= He **has found** a new job.)  
          *Your driving **has gotten** better.* (= It **has become** better.)
- e *Get someone to do something* and *have someone do something*  
GB/US:        We **got** the waiter **to bring** another bottle.  
Mainly US:    We **had** the waiter **bring** another bottle.

## 6 Present perfect and past simple

Both the British and the Americans use the present perfect for something in the past which is seen as related to the present. • 65(2)

GB/US:        *I've just **met** an old friend.*  
                  *Dave **has** already **eaten** his lunch.*  
                  ***Have** you ever **seen** St Paul's Cathedral?*  
                  *I've never **had** a passport.*

But Americans sometimes use the past simple in such contexts especially with *just*, *already*, *yet*, *ever* and *never*.

Mainly US:    *I just **met** an old friend.*  
                  *Dave already **ate** his lunch.*  
                  ***Did** you ever **see** the Empire State Building?*  
                  *I never **had** a passport.*

## 7 Gone and been

The British use *been* for 'gone and come back', • 84(6), but the Americans mostly use *gone*.

GB/US:    *Have you ever **been** to Scotland?*  
US only:    *Have you ever **gone** to Florida?*

## 8 Will and shall

The British use *will* or *shall* in the first person, • 71(2). Americans do not often use *shall*.

GB:        We **will/shall** contact you.  
US:        We **will** contact you.

The British use *shall* in offers, but Americans prefer *should*.

Mainly GB: **Shall I meet you at the entrance?**

Mainly US: **Should I meet you at the entrance?**

The British can also use *Shall we... ?* in suggestions.

Mainly GB: **Shall we go for a walk?**

Americans would say *How about a walk?* or *Would you like to take a walk?*

## 9 *Need and dare*

*Need*, • 92(3), and *dare*, • 101, can be ordinary verbs. The British can also use them as modal verbs.

GB/US: **He *doesn't need* to see the inspector. Do we *dare* to ask?**

Mainly GB: **He *needn't* see the inspector. Dare we ask?**

## 10 *Can't and mustn't*

In Britain one use of *must* is to say that something is necessarily true, • 95(1). The negative is *can't*. Americans can also use *mustn't*.

GB/US: **There's no reply. They *can't* be home.**

US only: **There's no reply. They *mustn't* be home.**

## 11 *Learned and learnt*

Some verbs have both regular and irregular forms: *learned* or *learnt*, *dreamed* /dri:md/ or *dreamt* /dremt/ etc. The irregular forms are not very usual in America. The British say *dreamed* or *dreamt*; the Americans say *dreamed*.

The verbs *dive* and *fit* are regular in Britain but they can be irregular in America.

GB/US: **dive - dived - dived fit - fitted - fitted**

US only: **dive - dove - dived fit-fit-fit**

NOTE *Fit* is irregular in America only when it means 'be the right size'.

GB: **The suit *fitted* him very well.**

US: **The suit *fit* him very well.**

It is always regular when it means 'make something the right size' or 'put something in the right place'.

GB/US: **The tailor *fitted* him with a new suit.**

## 12 The subjunctive

We can sometimes use the subjunctive in a *that*-clause, • 242. In Britain the subjunctive is rather formal. Americans use it more often.

Mainly GB: **My parents prefer that my brother *lives/should live* at home.**

Mainly US: **My parents prefer that my brother *live* at home.**

## 304 Differences with noun phrases

### 1 Group nouns

The British can use a singular or a plural verb after a group noun. • 156

GB: *The committee **needs/need** more time.*

*Holland **isn't/aren't** going to win.*

The Americans prefer a singular verb.

US: *The committee **needs/need** more time.*

After a name the Americans always use a singular verb.

US: *Holland **isn't** going to win.*

### 2 Two nouns together

When we use two nouns together, the first is not normally plural: *a **grocery** store, a **word** processor*, • 147(4). There are some exceptions in Britain but Americans almost always use a singular noun.

GB: *a **careers** adviser      an antique/**antiques** dealer*

US: *a **career** counselor      an **antique** dealer*

### 3 *The* with musical instruments

The British use *the* with a musical instrument (*play **the** piano*), but Americans sometimes leave it out (*play piano*).

### 4 *The* with *hospital* and *university*

The British talk about a patient *in hospital* and a student *at (the) university*, • 168. Americans say that someone is *in **the** hospital* or *at **the** university*.

### 5 *This* and *that* on the telephone

People in both countries say *This is...* to say who they are, but usage is different when they ask who the other person is.

GB: *Who is **that**?*

Mainly US: *Who is **this**?*

### 6 The pronoun *one*

Americans do not often use *one* meaning 'people in general'; and they do not use *one's/oneself*.

GB: *One must consider **one's** legal position.*

US: *You must consider your legal position.*

*People must consider their legal position.*



## 7 Numbers

The British use *and* between *hundred* and the rest of a number, but Americans can leave it out.

GB/US: *two hundred **and** fifty*

US only: *two hundred fifty*

## 8 Dates

There are a number of different ways of saying and writing dates, • 195(2).

Americans often *say Julyfourth*. In Britain *the fourth of July and July the fourth* are the most usual.

# 305 Differences with adjectives and adverbs

## 1 *Well, ill* etc

The adjectives *well, fine, ill* and *unwell* referring to health usually come in predicative position. • 200(2)

GB/US: *Our secretary is **ill**.*

But they can be attributive, especially in America.

Mainly US: *an **ill** man*

### NOTE

*Sick* and *healthy* can go in both positions. In Britain *be sick* means to vomit, to bring up food.

GB: *Trevor's daughter **was sick** all over the carpet.*

## 2 Adjectives and adverbs

In informal speech we can sometimes use an adjective form instead of an adverb. Americans do this more than the British.

GB/US: *That was **really** nice of her.*

*It **certainly** is raining.*

Mainly US: *That was **real** nice of her.*

*It **sure** is raining.*

## 3 *Somewhere* and *someplace*

In informal American English *everyplace, someplace* and *noplace* can be used as well as *everywhere, somewhere* and *nowhere*.

GB/US: *Let's go out **somewhere**.*

US only: *Let's go out **someplace**.*

# 306 Differences with prepositions

## 1 *Out (of)* and *round/around*

The British normally say *look **out** of the window*, although *look **out** the window* is possible in informal speech. Americans prefer *look **out** the window*. The British say either ***round** the park* or ***around** the park*. Americans prefer ***around** the park*.

## 2 *Exceptfor* and *asidefrom*

Where the British use *exceptfor*, Americans can also use *aside from*.

GB/US: *I'm all right now, **except for** a headache.*

US only: *I'm all right now, **asidefrom** a headache.*

## 3 *Through* and *till/until*

Americans can use *through* for the time when something finishes.

US: *They will stay in New York (from January) **through** April.*

GB/US: *They will stay in London (from January) **till/until** April.*

With *through April*, the time includes the whole of April. With *until April* they may leave before the end of April. We can also express the meaning of *through* like this.

GB/US: *They will stay in London **until the end of** April.*

In British English we can also use *inclusive*. This is rather formal.

Mainly GB: *Monday **to** Friday **inclusive***

US only: *Monday **through** Friday*

## 4 Idiomatic uses

GB

*in Oxford Street*  
*at the weekend/at weekends*  
*a player **in** the team*  
*twenty (minutes) **past** ten*  
*ten (minutes) **to** three*  
*write **to** someone*  
*visit someone*  
*talk **to** someone*  
*protest **about/against** something*

US

*on Fifth Avenue*  
*on the weekend/on weekends*  
*a player **on** the team*  
*twenty (minutes) **past/after** ten*  
*ten (minutes) **to/of** three*  
*write someone/write **to** someone*  
*visit someone/visit **with** someone*  
*talk **to/with** someone*  
*protest something*  
*protest **about/against** something*

## 5 Prepositions after *different*

GB: *Your room is **differentfrom/to** ours.*

US: *Your room is **differentfrom/than** ours.*

# 307 Differences with conjunctions

## 1 *Go/Come and...*

Americans can leave out *and* from this pattern.

GB/US: ***Go and take** a look outside.*

Mainly US: ***Go take** a look outside.*

## 2 *In case and lest*

The British use *in case* meaning 'because something might happen', • 259(7). Americans use *so* or *lest*. *Lest* is formal.

Mainly GB: *Go quietly in **case** anyone hears you.*

GB/US: *Go quietly **so** no one can hear you.*

Mainly US: *Go quietly **lest** anyone hear you. (formal).*

In America, *in case* often means 'if'.

US: *If you need **In case** you need any help, let me know.*

## 3 *Immediately*

Americans do not use *immediately* as a conjunction.

GB/US: *As soon as I saw him, I recognized him.*

GB only: ***Immediately** I saw him, I recognized him.*

# 308 American spelling

Some words end in *our* in Britain but in *or* in America: *color, labor, neighbor*.

Some words end in *tre* in Britain but in *ter* in America: *center, liter*.

Some verbs can end either with *ize* or with *ise* in Britain but only with *ize* in America: *apologize, organize, realize*.

In Britain there is doubling of *l* in an unstressed syllable; • 293(3) Note. In some American words there is no doubling: *marvelous, signaled, councilor*.

Here are some words with different spellings.

GB	US	GB	US
<i>analyse</i>	<i>analyze</i>	<i>labelled</i>	<i>labeled</i>
<i>apologize/apologise</i>	<i>apologize</i>	<i>labour</i>	<i>labor</i>
<i>axe</i>	<i>axe/ax</i>	<i>litre</i>	<i>liter</i>
<i>behaviour</i>	<i>behavior</i>	<i>marvellous</i>	<i>marvelous</i>
<i>catalogue</i>	<i>catalog/catalogue</i>	<i>metre (= 100 cm)</i>	<i>meter</i>
<i>centre</i>	<i>center</i>	<i>neighbour</i>	<i>neighbor</i>
<i>cheque (money)</i>	<i>check</i>	<i>organize/organise</i>	<i>organize</i>
<i>colour</i>	<i>color</i>	<i>plough</i>	<i>plow</i>
<i>councillor</i>	<i>councilor</i>	<i>practise (verb)</i>	<i>practice (verb</i>
<i>counsellor</i>	<i>counselor</i>	<i>practice (noun)</i>	<i>and noun)</i>
<i>defence</i>	<i>defense/defence</i>	<i>pyjamas</i>	<i>pajamas</i>
<i>dialogue</i>	<i>dialog/dialogue</i>	<i>realize/realise</i>	<i>realize</i>
<i>favour</i>	<i>favor</i>	<i>signalled</i>	<i>signaled</i>
<i>grey</i>	<i>gray/grey</i>	<i>skilful</i>	<i>skillful</i>
<i>honour</i>	<i>honor</i>	<i>theatre</i>	<i>theater</i>
<i>humour</i>	<i>humor</i>	<i>through</i>	<i>through</i>
<i>jail/gaol</i>	<i>jail</i>		<i>thru (informal)</i>
<i>jeweller</i>	<i>jeweler</i>	<i>travelling</i>	<i>traveling</i>
<i>kerb (edge of pavement)</i>	<i>curb</i>	<i>tyre (on a wheel)</i>	<i>tire</i>

## Glossary

**abstract noun** See **concrete noun**.

**action verb** a verb that refers to something happening or changing, e.g. *do, walk, buy, speak* • 62

**active** See **passive**.

**active participle** the ing-form of a verb used after *be* in the continuous (*I was watching*) and in other patterns • 134

**adding relative clause** a clause with commas around it that adds extra information, e.g. *Bernard, who was feeling unwell, left early.* • 274

**adjective** a word like *big, new, special, famous* • 197

**adjective phrase** An adjective phrase is either an adjective on its own, e.g. *sweet, tall, hopeful*, or an adjective with an adverb of degree, e.g. *very sweet, a lot taller, quite hopeful*.

**adverb** In the sentence *The time passed slowly*, the word *slowly* is an adverb. Adverbs are words like *easily, there, sometimes, quite, possibly*. They express ideas such as how, when or where something happens, or how true something is.

**adverb phrase** An adverb phrase is either an adverb on its own, e.g. *carefully, often, probably*, or an adverb which is modified by an adverb of degree, e.g. *very carefully, more often, quite probably*.

**adverbial** The adverb *late*, the phrase *in a hurry* and the clause *because I was cold* all function as adverbials in these sentences: *The show started late. We did everything in a hurry. I put a coat on because I was cold.*

**adverbial clause** In the sentence *I'll ring you when I get home*, the clause *when I get home* functions as an adverbial. Compare *I'll ring you later.* • 248

**agent** The agent is the person, animal or thing doing the action. In an active sentence it is the subject: *Max told me the news*. In a passive sentence there is sometimes an agent after *by*: *I was told the news by Max*.

**agreement** the choice of the correct verb form after a subject: *My ear torts* but *My ears hurt.* • 150

**apostrophe** In the phrase *Karen's friend* there is an apostrophe between *Karen* and *s*.

**apposition** In the sentence *The Chairman, Mr Byers, was absent*, the two noun phrases are in apposition. • 14

**article** *A/an* is the indefinite article, and *the* is the definite article.

**aspect** A verb can have continuous aspect (*is walking, was looking*) or perfect aspect (*has walked, had looked*), or both (*have been waiting*).

**attributive** the position of an adjective before a noun, e.g. *a cold day*

**auxiliary verb** a verb such as *be, have, do, will, can* which we use with an ordinary verb • 60 (2)

**bare infinitive** an infinitive without *to*, e.g. *come, drive* • 115

**base form** the form of a verb without an ending, e.g. *come, call, decide*

**classifying relative clause** a relative clause that tells us what kind is meant, e.g. *a computer that will correct my spelling* • 272 (3b)

**clause** The sentence *We stayed at home* is a single clause. The sentence *We stayed at home because it rained* has two clauses. *We stayed at home* is the main clause,

*and because it rained* is the sub clause. A clause always has a verb (*stayed, rained*). The verb can be finite or non-finite. In the sentence *We all wanted to go out*, there is a finite clause with *wanted* and a non-finite clause with *to go*. See **finite**.

**comment adverb** e.g. *luckily, incredibly* • 215

**comparative** Comparative forms are *older, more famous, more efficiently* etc.  
• 217

**complement** a noun phrase or adjective phrase that comes after a linking verb such as *be*: *You're the boss, Al looked **unhappy***, • 9. These complements relate to the subject; they are subject complements. See also **object complement**.

**compound** a word made up of other words, e.g. *something* (some + thing), *wristwatch* (wrist + watch)

**concrete noun** A concrete noun is a noun referring to something that we can see or touch, e.g. *man, bottle, grass, shop*. An abstract noun refers to an idea, quality or action, something we cannot see or touch, e.g. *science, excitement, stupidity, routine*.

**conditional clause** a clause expressing a condition, e.g. ***If you need a ticket, I'll get you one.*** • 255

**conjunction** A conjunction is a word like *and, but, because, when, that*, which links two clauses.

**consonant** See **vowel**.

**continuous** a verb form with *be* and an active participle, e.g. *The film **is starting now.*** • 61(4)

**continuous infinitive** e.g. *to be doing, to be working*

**co-ordinate clause** a clause linked to another by *and, but* or *or*

**countable noun** a noun that can be either singular or plural, e.g. *bag(s), road(s), hour(s)* • 144

**definite article** the word *the*

**degree** An adverb of degree is a word like *very, rather, quite*. • 212

**demonstrative** *This, that, these* and *those* are demonstrative determiners or pronouns. • 175

**determiner** a word that can come before a noun to form a noun phrase, e.g. *a, the, this, my* • 143(2a)

**direct object** See **indirect object**.

**direct speech** See **indirect speech**.

**echo question** a form which requests the repetition of information, e.g. *She's gone to Siberia. ~ **Where has she gone?*** • 35(1)

**echo tag** a short question form expressing interest, e.g. *I play chess. ~ **Oh, do you?***  
• 35(2)

**emphasis/emphatic/emphasize** making a word or phrase more important, drawing special attention to a word or phrase

**emphatic pronoun** a pronoun such as *myself for themselves*, emphasizing a noun phrase, e.g. *The Queen herself visited the scene.* • 186

**empty subject** In the sentence *It was raining*, *it* is an empty subject. It has no meaning, but we use it because we need a subject.

**empty verb** In expressions like *have a wash, give a laugh, have and give* are empty verbs. It is the nouns *wash and laugh* which express the action. • 87

**end position** at the end of a sentence

**exclamation** a special pattern with *how* or *what*, e.g. *What a time you've been!* or any sentence spoken with emphasis and feeling, e.g. *Quick!*

**finite** A finite verb is one like *goes, waited, was causing, have seen, will be, can carry*. It either has a tense (present or past) or a modal verb. It can be the verb in a simple one-clause sentence. A non-finite verb is an infinitive, gerund or participle, e.g. *to go, waiting*. A clause is a finite clause (*she goes to college*) or a non-finite clause (*going to college*), depending on whether the verb is finite or not. • 59

**focus adverbial** e.g. *only, even, especially* • 213

**formal** We speak in a more formal style to strangers than we do to our friends. We use formal language to be polite, or on official occasions. A business letter is more formal than a letter to a friend. *I am afraid I have no information* is more formal than *Sorry, I don't know*.

**frequency** An adverbial of frequency tells us how often, e.g. *always, twice a week* • 211

**front position** at the beginning of a sentence

**full form** See **short form**.

**future continuous** a form with *will + be + active participle*: *I will be playing golf all afternoon*. • 75

**future perfect** a form with *will + have + past participle*: *We will have saved enough money soon*. • 79

**gender** The words *waiter* (male/masculine) and *waitress* (female/feminine) are different in gender.

**gerund** the ing-form of a verb used like a noun, e.g. *Sailing is fun. I've given up smoking*.

**gerund clause** a clause with a gerund as its verb, e.g. *Running a business isn't easy. I like sitting outside*.

**group noun** (or **collective noun**) a noun referring to a group, e.g. *team, gang, class, audience* • 156

**identifying relative clause** (or **defining relative clause**) a relative clause that tells us which one is meant, e.g. *the man who lives next door* • 272(3a)

**idiom/idiomatic** a group of words with a meaning which is different from the meanings of the individual words, e.g. *come off* (- succeed), *make up your mind* (= decide)

**imperative** the base form of the verb used to give orders, express good wishes etc: *Wait there. Have a good time*. • 19

**indefinite article** *a or an*

**indirect object** In the sentence *They gave the children presents*, the noun phrase *presents* is the direct object, and the noun phrase *the children* is the indirect object. The indirect object often expresses the person receiving something. • 10

**indirect question** *How much is this picture?* is a direct question. In an indirect question, we put the question in a sub clause: *Could you tell me how much this picture is?*

**indirect speech** Direct speech is reporting someone's words by repeating them: *'I know the answer,' Karen said*. Indirect speech is giving the meaning in our own words: *Karen said she knew the answer*. • 263

**infinitive** The infinitive is the base form of the verb, e.g. *They let us stay the night*. We often use it with *to*, e.g. *They invited us to stay the night*. • 115

**infinitive clause** a clause with an infinitive as its verb, e.g. *He decided to open the box. You'll need to work hard*.

**informal** We use an informal style in everyday conversation and when we write to a friend. See also **formal**.

**ing-form** the form of a verb with *ing* added, e.g. *making, flying*, used as gerund or active participle.

**intonation** the rise and fall of the voice • 54

**intransitive verb** a verb that cannot take an object, although it may have a **prepositional** phrase after it, e.g. *Something **happened**. You must **listen** to me.* • 8

**invert/inversion** Inversion means changing the order. In the question ***Has the play started?*** there is inversion of subject and auxiliary verb (***The play has started.***).

**irregular** See **regular**.

**linking adverb** e.g. *also, however, finally* • 216

**linking verb** a verb like *be, seem, become, look, feel* that can take a complement • 9

**literary** A literary style is a formal style typical of literature, of writing.

**main clause** A sentence has one or more main clauses, e.g. *It rained* or *It rained and I got wet*. A main clause can have a sub clause, e.g. *I woke up when the alarm went off*. Here *I woke up* is the main clause, and *when the alarm went off* is a sub clause. A main clause can stand on its own, but a sub clause is part of the main clause. • 239(2)

**main verb** the finite verb in a main clause, e.g. *I like classical music. Hearing a knock, he **jumped up**. Your friend **will expect** us to be ready.*

**manner** An adverbial of manner tells us how something happens, e.g. *sadly, in a hurry*. • 209

**mid position** in the middle of the sentence, after an auxiliary verb but before an ordinary verb, e.g. *I was just writing a note*. For details • 208(4).

**modal (auxiliary) verb** The modal verbs are *will, would, shall, should, can, could, may, might, must, need, ought to, dare*.

**modifier/modify** In the phrase *a narrow street*, the adjective *narrow* is a modifier. It modifies the noun *street*. It changes our idea of the street by giving more information about it. Other kinds of words can modify: *I've got a tennis ball. We stopped suddenly*.

**nationality word** e.g. *English, French, Japanese, Mexican* • 288

**negative** A negative sentence has *n't* or *not* or a negative word such as *never, nothing*. • 17

**nominalization** expressing the meaning of a clause (e.g. *They are enthusiastic*) in a noun phrase (***Their enthusiasm** is obvious.*) • 149

**non-finite** See **finite**.

**noun** a word like *desk, team, apple, information* • 141

**noun clause** In the sentence *I knew that England had won*, the noun clause *that England had won* functions as the object. Compare *I knew **the result***. • 260

**noun phrase** a noun or pronoun on its own, e.g. *butter, Helen, you*, or a group of words that can function as a subject, object or complement, e.g. *a shop, my bag, a lot of spare time* • 143

**object** In the sentence *He was wearing a sweater*, the noun phrase *a sweater* is the object. The object usually comes after the verb. See also **indirect object, prepositional object**.

**object complement** a complement that relates to the object of the sentence, e.g. *The quarrel made Al **unhappy**. They voted her **their leader***. • 11

**ordinary verb** a verb such as *write, stay, invite, sell*, not an auxiliary verb

**pair noun** a plural noun like *jeans, pyjamas, glasses* • 155

**participle** See **active participle, past participle, passive participle**.

**participle clause** a clause with a participle as its verb, e.g. *Arriving home, I found a parcel on the doorstep. We saw a ship launched by the Queen.*

**passive** The sentence *Someone stole my coat* is active, but *My coat was stolen* is passive. A passive verb has *be* and a passive participle: *was stolen*. • 103

**passive gerund** e.g. *No one likes being made to look foolish.*

**passive infinitive** e.g. *to be done, to be expected*

**passive participle** the form of a verb used after *be* in the passive, e.g. *The room was cleaned*, and used before a noun, e.g. *We don't eat frozen food.*

**past continuous** a form with the past of *be* and an active participle: *It was raining at the time.* • 66

**past participle** the form of a verb used after *have* in the perfect, e.g. *They have arrived. How long has he known?*

**past perfect** a form with *had* and a past participle, e.g. *I had answered the letter the week before.* • 68

**past perfect continuous** a form with *had been* and an active participle: *I saw that it had been raining.* • 68

**past simple** the past tense without an auxiliary, e.g. *it stopped, they left* • 65

**perfect** a verb form with *have* and a past participle, e.g. *The film has started.* • 61(3)

**perfect gerund** e.g. *He denied having taken the money.*

**perfect infinitive** e.g. *to have done, to have waited*

**perfect participle** e.g. *Having paid the bill, we left.*

**performative verb** When we say *I agree* to express agreement, we are using a performative verb, one which expresses the action it performs. Others are *promise, apologize, suggest, refuse*. • 16(3)

**person** First person relates to the speaker (*I, we*). Second person relates to the person spoken to (*you*). Third person relates to other people and things (*he, she, it, they*).

**personal pronoun** e.g. *I, you, he, we* • 184

**phrasal verb** a verb + adverb combination, e.g. *get up, look out, turn off*

**phrase** a word or group of words that is part of a clause, e.g. *your friend* (a noun phrase), *was asking* (a verb phrase) • 4

**plural** A plural form means more than one. *Tree* is singular; *trees* is plural.

**positive** *I'm ready* is positive; *I'm not ready* is negative.

**possessive** a form expressing the idea of something belonging to someone, or a similar relationship, e.g. *my chair, theirs, whose sister, Diana's job*

**possessive determiner** *my, your, his, our* etc • 174

**possessive pronoun** *mine, yours, his, ours* etc • 174

**predicative** the position of an adjective after a linking verb such as *be*, e.g. *The day was cold.*

**prefix** *Minibus* has the prefix *mini*. *Unhappy* has the prefix *un*. • 284

**preposition** a word like *on, by, to, with* • 223

**prepositional object** In the sentence *We sat on the floor*, the noun phrase *the floor* is a prepositional object, the object of the preposition *on*.

**prepositional phrase** a preposition + noun phrase, e.g. *on my way, in the garden, to you*, or a preposition + adverb, e.g. *before then*.

**prepositional verb** a verb + preposition combination, e.g. *look at, pay for, believe in*

**present continuous** a form with the present of *be* and an active participle, e.g. *we are waiting* • 64



- present perfect** a form with the present of *have* and a past participle, e.g. *it has arrived, we have begun* • 65
- present perfect continuous** a form with the present of *have + been + active participle*: *she has been working all day* • 67
- present simple** the present tense without an auxiliary, e.g. *we know, she travels* • 64
- pronoun** A pronoun is a word that functions like a noun phrase, e.g. *you, he, ourselves, someone*. • 183
- quantifier** a word saying how many or how much, e.g. *all, some, half, a lot of, enough*
- question** a sentence which asks for information • 21
- question phrase** a phrase with *what* or *how*, e.g. *what time, how long* • 28
- question tag** a short question added to the end of a statement, e.g. *That was nice, wasn't it?* • 34
- question word** These words can be used as question words: *who, whom, what, which, whose, where, when, why, how*. • 27
- reflexive pronoun** a pronoun such as *myself* or *themselves* referring to the subject, e.g. *David blamed himself for the accident*. • 186
- regular** A regular form is the same as most others; it follows the normal pattern. The verb *call* has a regular past tense *called*. But the verb *sing* has an irregular past tense *sang*.
- relative adverb** *where, when* and *why* in a relative clause, e.g. *the hotel where we stayed* • 279
- relative clause** a clause that modifies a noun, e.g. *the woman who called yesterday, the car you were driving, people going home from work* • 271
- relative pronoun** a word like *who, which, that* in a relative clause, e.g. *the person who started the argument*
- s-form** the form of a verb with *s* or *es* added, e.g. *The weather looks good*.
- sentence** A sentence can be a statement, question, imperative or exclamation; • 15. It consists of one or more clauses. A written sentence begins with a capital letter and ends with a full stop (.) or question mark (?) or exclamation mark (!).
- sequence of tenses** the use of the same tense in the main clause and sub clause, e.g. *I'm going to Greece because I like it there*. (both present), *I realized I had given the wrong answer*. (both past)
- short answer** a subject + auxiliary used to answer a question, e.g. *Who's winning? ~ You are*. • 29(4) See also **yes/no short answer**.
- short form** Some words can be written in a full form or a short form, e.g. *have* or *'ve*. In the short form we use an apostrophe in place of part of the word. • 55(2)
- sibilant** the sounds /s/, /z/, /ʃ/, /ʒ/, /tʃ/ and /dʒ/
- simple tenses** the present simple or past simple tense without an auxiliary, e.g. *it opens, it opened*
- singular** A singular form refers to one thing only. *Car* is singular; *cars* is plural.
- state verb** a verb that refers to something staying the same, not an action, e.g. *be, belong, remain, know* • 62
- statement** a sentence which gives information, not a question or request • 16
- stress** speaking a word or syllable with more force and so making it sound more important
- strong form** See **weak form**.

**sub clause** See **main clause**.

**subject** In the sentence *The ship sails in an hour*, the noun phrase *the ship* is the subject. In a statement the subject comes before the verb.

**subject complement** See **complement**.

**subjunctive** The subjunctive is the base form of a verb. We can use it in rather formal English in some contexts, e.g. *I propose that the money be made available*.

• 242

**suffix** The adverb *calmly* has a suffix *ly*. The noun *movement* has a suffix *ment*.

• 285

**superlative** Superlative forms are *oldest*, *most famous*, *most sharply* etc. • 217

**syllable** The word *important* has three syllables: *important*.

**tag** See **question tag**.

**tag question** a sentence with a question tag, e.g. *We've got time, haven't we?*

**tense** a form of the verb which shows whether we are talking about the present

(*I refuse, he knows, we are*) or the past (*I refused, he knew, we were*) • 61(1)

**to-infinitive** a verb form like *to go, to answer, to sleep* • 115

**to-infinitive clause** See **infinitive clause**.

**transitive verb** a verb that takes an object, e.g. *We enjoyed the meal. The postman brings the letters*. • 8

**truth adverb** e.g. *definitely, possibly, maybe* • 214

**uncountable noun** a noun that cannot have *a/an* in front of it and has no plural form, e.g. *gold, petrol, music*. • 144. An uncountable noun takes a singular verb.

**verb** In the sentence *The parcel arrived yesterday*, the word *arrived* is a verb. Verbs are words like *play, walk, look, have, discover*.

**verb of perception** e.g. *see, hear, feel, smell*

**verb of reporting** a verb used to report what someone says or thinks, e.g. *say, tell, answer, promise, think* • 265

**verb phrase** a verb or a group of words that functions as a verb, e.g. *opens, went, is coming, had waited, can swim, must have seen* • 57

**viewpoint adverbial** e.g. *economically, weather-wise* • 213(3)

**voiced/voiceless** These consonant sounds are voiceless: /p/, /t/, /k/, /s/, /ʃ/, /tʃ/, /f/, /θ/. These consonant sounds are voiced: /b/, /d/, /g/, /z/, /ʒ/, /dʒ/, /v/, /ð/, /l/, /r/, /m/, /n/, /ŋ/. All vowel sounds are voiced.

**vowel** The letters *a, e, i, o* and *u* are vowels. The other letters, e.g. *b, c, d, f*, are consonants.

**weak form** Some words can be spoken in a strong form or a weak form. For example, the word *can* has a strong form /kæn/ and a weak form /kn/. • 55(1)

**wh-question** a question that begins with a question word, e.g. *who, what, where* • 24

**word class** a type of word such as a noun, adjective or preposition • 3

**yes/no question** a question that can be answered yes or no, e.g. *Are you ready?~ Yes, I am. Did anyone call?~No*. • 24

**yes/no short answer** an answer such as *Yes, it is*. or *No, they didn't*. • 29(2)

# Index

The numbers refer to sections, not pages. For example, 158 means section 158, and 221(3c) means part 3c of section 221. Numbers in **bold type** mean a direct treatment of or main reference to a topic.

## *a/an*

summary 158

as + adjective + *a* **221** (3c)

*alone hundred* **191(1)** **Note b**

leaving out 42(3), 45(2), 45(4)

*many a* **177(3b)**

*50 miles an hour* **172**

with possessive **174(5)**

*quite a, such a* **212(4)**

*a bit* (adverb) 212(1a) **Note e, f**, 212(7c)

+ comparative **212(2)**

*abitmore/less* 212(8f)

*a bit of* **177(2a)**

*a bit of a* **212(4)** **Note b**

+ gerund **133(1)**, 138 **(2c)**

*quite a bit of* 212(8c)

*a few* **177(2)**, 178(7a)

*quite a few* 212(8c)

*a great many* **177(1b)** **Note c**

*a little*

adverb 212(1a) **Note f**, 212(7c)

+ comparative 212(2, 8f)

+ gerund 133(1)

quantifier **177(2)**, 178(7a)

*a lot*

+ comparative 212(2, 8f), 221 (8)

degree 212(7c)

frequency 211(2)

*a lot of* **177(1)**, 178(7)

agreement **153(2)**

+ gerund 133(1), 138(2c)

*quite a lot of* 212(8b)

**abbreviated clause**

with adjective **199(5)**

leaving out words **36**

patterns with participles **134**

participle relative clauses **276**

with *so/not* **43**

special styles **45**

**abbreviations**

with *a/an* **159(2)**

capital letters **56(6h)**

plural **145(1d)**

**ability 98**

**ability**

*ability at/in* 237(2j)

+ to-infinitive 124(1a)

**able ending 285(5i)**

**able**

comparison 218(4b)

*able to* **98(2,3)**

**about** 228(1)

after adjective **236(2)**

= approximately **191(4)**

and *around* **225(1)** **Note d**

+ gerund 132(2, 3)

after noun 237(2i)

after *say/tell* **266(1)** **Note c**

after verb **233(3)**, **234(5)**

**about to** **78(1a)**, 80(3)

*above* **225(1)**, 225(3b), **226(2a)**

*absent from* 236(4)

**absolutely** 212(1a) **Note a**, 212(7a)

*absolutely no* **17(6b)**

**abstract noun**

countable/uncountable 144(1b)

linking with previous text **48(3)**

+ of 133(2b)

suffixes **285(2)**

without *the* **165**

**absurd**

*quite absurd* 212(5c)

*the absurd* 204(2a)

**accept**

+ noun clause 262(1c)

performative 16(3)

verb of reporting 265(2)

**accommodation:** uncountable 144(4b)

*accompany* + object 233(4)

*according to* 228(1)

**accusative:** see object pronoun

**accuse...** of 234(2)

+ gerund 132(2)

**accustomed to** 236(4)

+ gerund 132(6)

**ache:** simple/continuous 62(6)

**across** **225(1)**

and *through, along* **226(4)**

**act and action** 87(2)

**action verb** **62**

and linking verb 209(1b)

**active and passive**

summary **103**

overview of forms **114**

active with passive meaning **113**

**active participle** 134, **135(2)**

before noun **137**, 283(2) **Note**

after passive verb **110(2)**

in relative clause **276(1)**

spelling **64(1)** **Note a**

**add**

+ noun clause 262(1c)

verb of reporting 265(2)

**adding relative clause** **274**

and identifying clause **272(4a, 5)**

**additions (e.g. So do I)** **43**

**adjectival clause:** see relative clause

**adjective**

- summary **197**
- and adverb 87(4), 149(2), **209(1)**, 305(2)
- same form as adverb **207(3)**
- with adverb of degree **212**
- comparison **218**
- in complex noun phrase **147(7b)**
- in compound noun **283(1)** **Note**  
formed from other words **285(5)**
- + gerund **133(1)** **Note a**  
in *ly* 207 (2)
- after linking verb 9(1)
- nationality word **288(1a)**
- + noun clause **262(6)**
- after number + noun **283(5)**
- + preposition **236**
- + preposition + gerund **132(4)**
- after *someone* etc **189(4)**
- + to-infinitive **123**
- after verb + object **11(1)**

- adjective phrase 4(3)**, 199(1)
- after noun **148(2)**

**adjunct:** see adverb, adverbial

**admire**

- action/state 62(3)
- admire for* 234(2)

**admit**

- + gerund 121(1)
- passive pattern 109(1)
- performative 16(3)
- verb of reporting 265(2), 270(2d, 2g)
- admit to* 233(2)
- admit to* + gerund 132(2, 6)

**adore:** state verb 62(1)

**advantage**

- advantage for* with to-infinitive 126(4)
- advantage in/of* 132(7), **237(2a)**

**adverb**

- summary **205**
- and adjective 87(4), 149(2), **209(1)**, 305(2)
- after *be* **232(4)**
- comparison **219**
- with an infinitive 117(1)
- + participle **137(2)**
- in phrasal verb **231**
- after preposition **224(1)**
- spelling **207(1)** **Note**
- compound in *where* **189(1c)**

**adverb clause:** see adverbial clause

**adverb of degree 212**

- + comparative 212(8f), **221(8)**
- + preposition **224(3)**

**adverb of frequency 211**

- in front position **49(1c)**

**adverb of manner 209**

- in front position **49(1c)**

**adverb particle:** see phrasal verb

**adverb phrase 4(4)**, 206(1)

- after noun 148(2)

**adverbial 5, 205**

- extra adverbial **12**
- in front position **49(1)**
- and inversion **17(6c)**
- after linking verb 9(2)
- punctuation **56(3a)**
- after verb + object **11(2)**

**adverbial clause 248**

**adverbial of place 210**

- in front position **49(1c)**
- and inversion 49(3)
- after a superlative 221(7)

**adverbial of time 210**

- and articles **169**
- in front position **49(1b)**
- in indirect speech **267**
- with present perfect/past simple 65(5)
- after a superlative 221(7)

**adverbial phrase:** see adverbial

**advise**

- conditional 256(2)
- I'd advise* 16(3)
- imperative **19(3)**
- shall I/we* **71(7)**
- should, ought to* 93

**advise:** uncountable 144(4b)

**advisable**

- + subjunctive 242(1)
- + to-infinitive 123(1)

**advise**

- + gerund/to-infinitive **121(1)** **Note f**
- + noun clause 262(1c, 1d)
- + passive clause 112(2c) **Note**
- + object + to-infinitive 122(2a), **270(2c)**
- performative 16(3)
- verb of reporting 265(2), **270(2c)**, 270(2h)
- advise you what to do* 125(2)

**affix** (prefix, suffix) **284, 285**

**afford**

- not reflexive 186(2d)
- + to-infinitive 121(1)

**afraid**

- comparison 218(4b)
- + noun clause 262(6a)
- afraid of* 236(2)
- afraid of*+ gerund **132(5b)** **Note e**
- position 200(2)
- afraid so/not* 43(3)
- + to-infinitive 123(5), **132(5b)** **Note e**

**after**

- and *afterwards* 210(5)
- conjunction 250(1,2)
- + gerund 132(8a)
- in indirect speech 267(2)
- order **226(7b)**
- + present 77
- after that* 65(3a), 210(5)

**after all 216(2)**

**against 225(1)**, 228(1)

- + gerund 132 (8a)

**agent in the passive 104(3)**

- with verb of reporting **109(4)**
- with to-infinitive 113(2b)

**ago 227(5c)**

- in indirect speech **267(2)**
- with past **65(3a)** **Note b**

**agree**

- without *be* **84(5)** **Note b**
- + noun clause 262(1c)
- + passive clause 112(2a) **Note**
- passive patterns 109
- performative 16(3)
- verb of reporting 265(2), 270(2b, 2g)

*agree to/with* **233(2) Note a**  
+ to-infinitive 121(1), **132(5b) Note a**  
*agree with* + gerund 132(2), **132(5b) Note a**  
**agreeing**  
*I agree* 16(3)  
echo tag **35(2) Note c**  
short answer **29(2f), 43(4)**  
**agreement** + to-infinitive 124(1a)  
**agreement of subject and verb** **150**  
**aid**: uncountable 144(4b)  
**aim**  
*aim at* 234(2)  
*aim at*+ gerund 132(2, 5a)  
*aim of/in* + gerund 132(7)  
+ to-infinitive 121(1), 132(5a)  
**ain't** **55(2b) Note c**  
**aircraft**: plural **297**  
**alarmed, alarming** 203  
*alarmed at/by* 236(2)  
**alike**: position 200(2)  
**alive**: position 200(2)  
**all** **178**  
agreement **153(3)**  
*almost/nearly all* 212(8d)  
*all of which* **274(4)**  
pronoun **181(1) Note b**  
**all the same** **246(2)**  
**allege**: passive patterns 109  
**allow**  
passive 108(3)  
+ object + to-infinitive 122(2b) Note a,  
**127(3a) Note**  
+ to-infinitive/gerund **121(1) Note f**  
**allowed to** **94(3)**  
**almost** 212(7a, 8d)  
**alone**  
position 200(2)  
*quite alone* 212(5c)  
**along** **225(1), 226(4)**  
*along with* **244(3)**  
**already** **210(2c)**  
with past and perfect **65(5a), 303(6)**  
**also** **244(1)**  
and *even* **213(1) Note**  
**alter**: with/without object 8(3)  
**alternative questions** **31**  
**alternative to** 237(2c)  
**alternatively** **245(1) Note a**  
**although** **246(3)**  
+ adjective **199(5c)**  
+ participle **139(3)**  
**always** **211(1,2)**  
with continuous **64(2d), 66(2) Note c**  
**am** 84(2)  
short form **55(2b)**  
weak form **55(1b)**  
**am** (time of day) 195(1) Note a, **Note c**  
**amazed**  
*amazed at/by* 236(2)  
*amazed at* + gerund 132(4, 5a)  
*quite amazed* 212(5c)  
+ to-infinitive 132(5a)  
not with *very* 212(1a) Note a  
**amazement at** **132(7)**

**amazing**  
*quite amazing* 212(5c)  
not with *very* 212(1a) Note a  
**ambition** + to-infinitive 124(1a)  
**American English** **302**  
**American spelling** **308**  
**among** **225(1, 3b)**  
and *between* **226(8)**  
**amount**  
agreement **153(2) Note b**  
*amount of* **177(4)**  
*amount to* 233(2)  
**amused** 203  
comparison 218(4b)  
+ noun clause 262(6a)  
+ to-infinitive 123(5)  
**amusing** 203  
+ to-infinitive 123(1)  
**an** **159**  
see also *a/an*  
**analysis**: irregular plural **298(5)**  
**and**  
with adjectives **202(2, 3)**  
agreement **152(1), 152(4)**  
conditional **259(6c)**  
*taller and taller* **221(1)**  
linking clauses **239(1), 244**  
linking words and phrases **13**  
in numbers **304(7)**  
with pronoun **184(1c)**  
punctuation **56(2)**  
weak form **55(1)**  
**anger**  
*anger about/at* + gerund 132(7)  
*anger at* 237(1) Note a  
**angry**  
*angry about/at* + gerund 132(4,5a)  
*angry about/at/with* 236(2) Note b  
+ to-infinitive 123(5), 132(5a)  
**animal as he/she** **184(3b) Note a**  
**announce**  
+ noun clause 262(1c, 1d)  
+ object + to-infinitive 122(2c)  
passive pattern 109(1)  
**annoyance about/at** + gerund 132(7)  
**annoyed** 203  
*annoyed about/at* + gerund 132(4, 5a)  
comparison 218(4b)  
+ noun clause 262(6a)  
+ preposition **236(2) Note b**  
+ to-infinitive 123(5), 132(5a)  
**annoying** 203  
**another** **180(2)**  
+ number **180(3b)**  
*another one* **181(1) Note c**  
**answer**  
+ noun clause 262(1c)  
with/without object 8(2), 233(4)  
verb of reporting 265(2)  
*answer to* 237(2f)  
verb and noun 287(1)  
**answering questions** **29**  
**anticipate**  
+ gerund 121(1)  
+ noun clause 262(1c)

**anticipatory *it* 50(5)**

***anxiety***

*anxiety about* + gerund 132(7)  
with to-infinitive 124(1a), 126(4)

***anxious***

*anxious about/for* **236(2) Note d**  
*anxious about* + gerund **132(5b) Note f**  
+ noun clause 262(6a)  
+ subjunctive 242(1)  
with to-infinitive 123(5), 126(2),  
**132(5b) Note f**

***any* 179**

agreement 153(5)  
+ comparative 212(8f)  
in compounds (*anyone* etc) **179(1f),  
189(2)**

special use **179(4)**, 179(5c) Note  
after *without* **228(2) Note**

***any longer* 210(3b)**

***any more***

adverb **210(3a)**  
quantifier **180(2c)**

***anyone/body* 189(2)**

***anything* 179(1f), 189(2)**

***anyway* 216(2)**

***anywhere* 179(1f), 189(2)**

***apart from* 228(7)**

***apologize***

*apologize for* 233(2)  
*apologize for* + gerund 132(2)  
performative 16(3)  
verb of reporting 265(2), **270(2a, 2e)**  
spelling **308**

***apology***

*apology for* + gerund 132(7), **237(1) Note b**  
*apology to* **237(1) Note b**

**apostrophe**

leaving out 146(6) Note  
plural ending **145(1d)**  
possessive form **146(1)**  
in short forms 55(2)

***appalled, appalling***

with *quite* 212(5c)  
not with *very* 212(1a) Note a

***appear***

action/state **62(3)**  
*it appears* 50(5c)  
linking verb 9(1)  
*appear so/not* 43(3)  
*there appeared* 50(4)  
+ to-infinitive 120(2)

***appetite for* 237(2g)**

***applause***: uncountable 144(4b)

***application for* 237(2g)**

***apply for* 233(2)**

with to-infinitive 126(1)

***appoint***: clause pattern 11(1)

**opposition 14**

agreement **152(4) Note**  
no article **167(6)**

***appreciate* + gerund 121(1)**

***approach***

+ object 233(4)  
not reflexive 186(2d)

***approve (of)* 233(1) Note b**

+ gerund 132(2)

***approximately* 191(4)**

***Arabic* 288(2a) Note b**

**are** 84(2), 151(1)  
short form **55(2b)**  
weak form **55(1b)**

***aren't I?***

in question **30(2a) Note**  
question tag **34(1) Note b**

***argue***

and *have an argument* 87(2,4)  
+ noun clause 262(1c)  
verb of reporting 265(2)

***argument***

*have an argument* 87(2, 4)  
spelling 292(4) Note

***arise: there arose* 50(4)**

***arms* 154(1b)**

***army***: group noun 156(4)

***around* 225(1), 306(1)**

+ number **191(4)**

***arrange***

*arrange for* 126(1)  
+ noun clause 262(1c)  
with to-infinitive 78(3), 121(1), 126(1)  
***arrangement*** with to-infinitive 124(2a),  
126(4)

**arrangements**

*be to* **76(1)**  
future continuous **75(2)**  
past **80(1), 80(3) Note a**  
present continuous **73(1), 74(2)**

***arrest... for* 234(2)**

***arrive***

*arrive at/in* 233(2)  
*there arrived* 50(4)

**articles 158**

see also *a/an, the*

**as**

with *a/an* **212(4)**  
+ adjective **199(5b), 221(3)**  
*as far/long* 210(4b)  
conjunction (manner) **253(2)**  
conjunction (reason) 251(1)  
conjunction (time) **250**  
+ gerund 132(1b)  
and *like* (conjunction) **253(2) Note a**  
and *like* (preposition) **228(6)**  
+ participle 139(3) Note a  
+ present 77(1)  
+ pronoun **221(5)**  
role (as *Chairman*) 167(5)  
pattern with *as/though* **246(3) Note**  
weak form **55(1b)**

***as a result* 247(2)**

*as a result of* + gerund 132(8a)

***as far as... concerned* 213(3)**

***as for* 184(1e) Note a, 228(1)**

***as if/as though* 241(3a), 242(3), 253(2)**

***as long as* 259(4)**

***as soon as* 250(1), 250(5)**

+ present 77

***as though***: see *as if/as though*

***as well (as)* 244**

agreement 152(4)  
+ gerund 132(8a)

**ashamed**

comparison 218(4b)  
*ashamed of* 236(2)  
*ashamed of* + gerund **132(5b)** Note g  
position 200(2)  
+ to-infinitive 123(5), **132(5b)** Note g

**aside from** 306(2)

**ask**

*ask about* **233(3a)** Note a, 262(5) Note  
*ask for* **233(1)** Note a, **233(3a)** Note a,  
234(2)  
*ask for* with to-infinitive 126(1)  
+ noun clause 262(1c)  
with/without object 8(2)  
passive pattern 108(3)  
+ preposition **233(3a)** Note a  
verb of reporting **266**  
reporting orders **270(1)**  
+ subjunctive 242(1)  
+ to-infinitive 121(1)  
*ask what to do* 125(3)

**asking for information**

indirect question **33**  
intonation **54(2b)**  
negative question **30(1d)**  
question **22**  
question tag 34(3)  
statement 16(2)

**asking permission** 94(2)

*asleep*: position 200(2)

**aspects** 61 (3,4)

overview **69,114(1)**  
passive **105(1), 114(1)**

**assistance**: uncountable 144(4b)

**association**: group noun 156(4)

**assume**

*assume so/not* 43(3)  
+ noun clause 262 (1c)  
+ object + to-infinitive 122(2c)  
passive patterns 109

**assure** with noun clause 265(2,3)

**astonished at/by** 236(2)

**at**

after adjective **236**  
and *in, on* (place) **226(1)**  
and *in, on* (time) **227(1)**  
*laugh/shout at* **233(3c)** Note b, c  
place **225(1,2b)**  
time **227(1a)**  
weak form **55(1b)**

**at all** **17(6b)**, 212(1a) Note g

**at least** 191(4)

**at/in the end** **229(2b)**

**athletics** 154(2)

**attack**

*attack on* 237(2h)  
verb and noun 287(1)

**attempt**: *make an attempt* 87(2)

+ to-infinitive 121(1), 124(1a)  
verb and noun 287(1)

**attend to** 233(2)

**attitude to/towards** 237(2h)

**attributive adjective** **199(2,3)** **200(1)**

comparison **218(3)**  
order **202(1, 2)**  
with *quite, so/such, too* **212(4)**

**audience**: group noun 156(4)

**authorize** 122 (2b)

**auxiliary verbs** **60, 83**

followed by adverb **208(4)**  
in co-ordinate clause 239(1a) Note b  
modal auxiliary verbs **90**  
+ *not* **17(2)**

**available**

*available for/to* 236(4)  
position **201(2)** Note a

**avoid**

with gerund 121(1), 131(5)  
negative meaning **17(4)** Note a,  
252(2) Note c

**awake**: position of adjective 200(2)

**award**

passive pattern 108  
with *to* 10(5)

**aware**

+ noun clause 262(5) Note, 262(6)  
*aware of* 236(4)  
*aware of*+ gerund 132(4)

**awareness of**

+ gerund 132(7)

**away** 232 (4)

**away from** **225(1)**

**awful**

*quite awful* 212(5c)  
with to-infinitive 123(1), 126(2)  
not with *very* 212(1a) Note a  
**awfully** 212(1a, 7c)

**back**

*back of* 147 (5f) Note b  
in phrasal verb **232(2)**

**backshift of tenses** **268**

**bad**

*bad at* + gerund 132(4)  
comparison **218(2b)**

**badly**: comparison **219(2)**

**baggage**: uncountable 144(4b)

**bar of** 144(3b)

**bare infinitive** **116(1)**

patterns **127**  
after verb + object **140(1b)**

**barracks** 154(3)

**base form** **58**

**bath**

*have a bath* 87(2)  
not reflexive 186(2e)

**be**

+ adverb **232(4)**  
agreement **151**  
auxiliary verb **83**  
continuous **84(3)**  
form 84(2)  
linking verb **9,84**  
ordinary verb **84**  
not passive 104(6b)  
in questions 23(3)  
state verb 62(1)  
+ to-infinitive **76,127(4b)**  
weak form **55(1b)**

**be able to** **98(2, 3)**

**be about to 78(1a)**

past **80(3)**

**be allowed to 94(3)**

**be bound to 78(2) Note, 95(1) Note b**

**be due to 78(1c)**

**be dying for/to 121(1) Note c**

**be going to 72**

passive **105(1d)**

past **80(1)**

and *will* 74

**be likely to 96 Note**

**be obliged to 92(1a) Note c**

**be on the point of 78(1b)**

past **80(3)**

**be required to 92(1a) Note c**

**be set to 78(1b) Note**

**be sick 305(1) Note**

**be supposed to 92(3)**

**be sure to 78(2) Note, 95(1) Note b**

**be to 76**

in if-clause **258(2)**

indirect speech **270(1c)**

past **80(3)**

**be used to 100(2c)**

**bear: can't bear 121(2), 122(2d)**

**because 251**

*because of* **251(3)**

*because of* + gerund 132(8a)

**become: linking verb 9(1)**

**bed without the 168**

**been 84(2)**

and gone **84(6), 303(7)**

weak form **55(1b)**

**before**

adverb **227(5d)**

conjunction 250(1,2)

+ gerund 132(8a)

in indirect speech 267(2)

order **226(7b)**

with perfect 65(2), 68(3c)

preposition of time 227(6c)

with present 77

**beg**

+ noun clause 262(1c)

verb of reporting 265(2)

with to-infinitive 121(1), 122(2a)

**begin**

+ gerund/to-infinitive 121(2)

with/without object 8(2,3)

**behave to/towards 233(2)**

**behaviour: uncountable 144(4b)**

**behind 225(1, 3b), 226(7a)**

**being 84(3)**

**belief**

*belief in* 132(7), 237(2h)

plural 296(2) Note

**believe**

clause pattern 11(1)

*believe in* 233(2)

*believe in* + gerund 132(2)

+ noun clause 262(1b, 1c)

passive 104(6b), 109

verb of reporting 265(2)

*I believe so* 43(3)

state verb 62(1)

+ object + to-infinitive 122(2c)

**belong**

without *be* **84(5) Note b**

not passive 104(6b)

state verb 62(1,5)

*belong to* 233(2)

**belongings 154(1a)**

**below**

+ number 191(4)

place **225(1), 226(2c)**

**ben** with/without object **8(3)**

**beneath 225(1) Note c**

**benefit from 233(2)**

+ gerund 132(2)

**beside 225(1)**

**besides 244(2)**

+ gerund 132(8a)

**better, best**

adjective **218(2b)**

adverb **219(2)**

*hope for the best* 204(2b)

with to-infinitive 123(1), 126(2)

**between**

and *among* **226(8)**

place **225(1)**

time **227(7c)**

and with **237(2c)**

**beyond 225(1,3b)**

**billiards 154(2)**

**binoculars 155(4)**

**births 296(3) Note**

**bit of 144(3b) Note a, 144(4a)**

see also *a bit of*

**black out 232(2)**

**blame**

*blame ...for* + gerund 132(3), **270(2f)**

*blame... for/on* **234(3)**

performative 16(3)

verb of reporting 265(2), **270(2f)**

**blessed 301**

**blind: the blind 204(1b)**

**blow**

*blowout* 232(2)

*blow up* 232(2)

**board: group noun 156(4)**

**body and one in compounds 189(1a)**

**boil with/without object 8(3)**

**bored**

*get bored* 107(3)

*bored with* 236(5)

*bored with* + gerund 132(4)

**boredom with** + gerund 132(7)

**boring: comparison 218(4b)**

**borrow. ..from 234(2)**

**both 178(4)**

*both... and* **244(4)**

**bother 121(2) Note f**

**bottle (verb) 287(3)**

**bottom of 147(5f) Note b, 226(3)**

**bound to 78(2) Note, 95(1) Note b**

**bowls 154(2)**

**box (verb) 287(3)**

**brake (verb) 287(3)**

**brave of with to-infinitive 126(5)**

**bread: uncountable 144(4b)**



**break**

*break down* 232(2)  
with/without object 8(3)  
*breakup* 232 (1b)

**brilliant**

*brilliant at* 236(3)  
*quite brilliant* 212(5c)

**bring**

with *for/to* 10(5)  
passive pattern 108(3)  
*bring up* 232(2)

**Brit, British 288(2c) Note****British and American English 302****buildings: names and *the* 171(2h-2j)****bump into** 233(2)**burn**

*burn down* 232(2)  
*burn low* 9(1)  
with/without object 8(3)

**business: countable/uncountable 144(5c)****busy + participle 138(1) Note****but 246**

between adjectives **202(2b, 3b)**

**but (= except) 228(7)**

*but for* **259(4) Note c**  
+ bare infinitive **127(4a)**

**butter (verb) 287(3)****buy**

with *for* 10(5)  
passive pattern 108(3)

**by**

agent **104(2, 3), 228(1)**  
*by any means* 17(6b)  
*by far* with comparative **213(3)**  
+ gerund 132(8a)  
*by means of*+ gerund 132(8a)  
place **225(1), 226(6c)**  
*surprised at/by* 236(2)  
*by the*+ measurement **172(3)**  
*by the time* 77, **250(1)**  
*by the way* **216(2)**  
time **227(6c)**  
*and with* **228(5)**  
*by yourself* 174(6c)

**calf, calves** 296(2)**call**

clause pattern 11(1)  
*call for/on* **233(2) Note b**  
*call for* with to-infinitive 126(1)  
*call in on* 235(2)  
verb of reporting 265(2)  
verb and noun 287(1)

**calm (verb) 287(4)****camping: uncountable 144(4b)****can**

ability **98**  
in conditionals 257(3b)  
in indirect speech **268(3c)**  
perception **62(7)**  
permission **94**  
possibility **97(2)**  
weak form **55(1b)**

**cannot/can't**

*can't bear* 121(2), 122(2d)  
certainty 95  
*can't help* 121(1), 131(5)  
spelling and pronunciation **98(1)**  
*can't stand* 121(1) Note a  
*can't wait* 121(1)  
see also *can*

**capable of** 236(4)

+ gerund 132(4)

**capital letters 56(6)****cardinal numbers 191****care**

*care about/for* **233(2) Note c**, 265(5) Note  
action/state **62(3)**  
*care for* + gerund 132(2)  
+ to-infinitive 121(1) Note d  
verb and noun 287(1)

**careful: comparison 218(4b)****careless with to-infinitive 123(1), 126(5)****carpet: countable/uncountable 144(5a)****carry on** 232(2)

*carry on with* 235(2)

**case**

pronoun **184(1)**  
possessive form of noun **146**

**cash: uncountable 144(4b)****catch**

*catch on* 232(1a)  
+ object + participle 140(2)  
passive pattern 110(2)  
*catch up with* 235(2)

**cattle 156(6)****causative get/have 111****cause**

*cause of* 237(2f)  
+ object + to-infinitive 122(2b)

**cautious: comparison 218(4b)****cease + gerund/to-infinitive 121(2)****certain**

*certain about/of* + wh-clause 262(5) Note  
comparison 218(4b)  
+ noun clause 262(6)  
*certain of* 236(4), 262(5) Note  
position **200(3)**  
*quite certain* 212(5c)  
+ to-infinitive 123(6)

**certainly 214(1)**

with emphatic form 51 (2a) Note

**certainty 95****chance (verb)**

*it chanced* 50(5c)  
*there chanced* 50(4)

**chance (noun)**

*chance of* 237 (2b)  
+ to-infinitive 124(1b)

**change**

*get changed* 107(2)  
with/without object 8(3)  
not reflexive 186(2e)  
verb and noun 287(1)

**changes in indirect speech 267, 268****characteristic of** 236(4)**charge**

passive pattern 108(3)  
*charge... with* 132(3), 234(2)

- chat:** *have a chat* 87(2)  
**cheap**  
and *cheaply* 207 (4)  
with to-infinitive 123(1), 126(2)  
**check**  
+ noun clause 262 (1c)  
*check over* 232(2)  
**cheering:** uncountable 144(1b)  
**chief:** position of adjective 200(1)  
**chiefs** 296(2) Note  
**children** 298(1)  
**choice** + to-infinitive 124(1a)  
**choir:** group noun 156(4)  
**choose**  
with/without object 8(2)  
+ to-infinitive 121(1)  
*choose what to do* 125(2)  
**church** without *the* 168(4)  
**cinema** with *the* 160(5), 168(4) Note  
**claim**  
+ noun clause 262 (1c)  
passive patterns 109  
verb of reporting 265(2)  
+ to-infinitive 121(1)  
**clapping:** uncountable 144(4b)  
**class**  
group noun 156(4)  
with/without *the* 160(5), 168(4)  
**classifying**  
*a/an* 161, 164(2)  
adjective 198(1)  
gerund 283(2)  
possessive form 146(4b)  
relative clause 272(3b), 272(5c)  
**clause**  
adverbial clause 248  
conditional clause 255  
finite and non-finite 59  
gerund clause 130, 131(1, 3)  
infinitive clause 117  
noun clause 260  
participle clause 134, 136  
relative clause 271  
as subject taking singular verb 152(6)  
as truth adverbial 214(3)  
**clause combinations** 240  
**clause of manner** 253(2)  
**clause of place** 253(1)  
**clause of purpose** 252  
**clause of reason** 251  
with participle 139(4)  
**clause of time** 250  
with participle 139(1-3)  
**clause patterns** 7  
**clause types** 239  
**clean out** 232(2)  
**clear** (adjective)  
comparison 218(4a)  
*clear to* 236(4)  
*clear what to do* 125(2)  
**clear** (verb)  
*clear off* 232(2)  
*clear up* 232(2)  
**cleft sentence** 51 (3)  
**clever** with to-infinitive 123(1, 5), 126(5)  
**cliffs** 296(2) Note  
**clock time** 195(1)  
**close** (verb)  
*close down* 232(2)  
with/without object 8(3)  
**close to** 225(1), 226(6)  
+ gerund 132(6)  
**clothes** 144(4b) Note e, 154(1a)  
**club:** group noun 156(4)  
**cod:** plural 297  
**collective noun** 156  
**college**  
group noun 156(4)  
without *the* 168(4)  
**collide with** 233(2)  
**colon** 56(2c,3e), 56(4)  
**colour adjective:** *the red one* 188(2b) Note  
**coloured question** (question tag) 34  
**combine** with/without object 8(3)  
**come**  
*come across* 233(2)  
*come and...* 119(1) Note  
with *be going to* 72(2) Note b  
*come by* 233(1) Note a  
+ complement 9(1)  
*come off* 232(2)  
+ participle 138(2a)  
*there came* 50(4)  
*come to* 233(2)  
+ to-infinitive 120(2)  
*come up against* 235(2)  
*come up with* 235(2)  
**comma** 56  
apposition 14  
relative clause 272(3-5)  
**command**  
+ noun clause 262(1c)  
+ object + to-infinitive 122(2a)  
verb of reporting 265(2)  
**commands:** see orders  
**commence** 121(2)  
**comment**  
*comment about/on* 233(3a) Note b, 237(2i)  
verb of reporting 265(2)  
**comment adverbial** 215  
clause 253(3)  
in front position 49(1b)  
to-infinitive 119(3)  
**comment tag** 34(5)  
**committee:** group noun 156(4)  
**common**  
comparison 218(4b)  
+ to-infinitive 123(1)  
**community:** group noun 156(4)  
**company:** group noun 156(4)  
**comparative**  
of adjectives 218  
of adverbs 219  
with modifier 212(2)  
patterns 221  
**compare to/with** 234(2)  
**comparison**  
summary 217  
overview of adjectives 218(4d)  
see also comparative, superlative

**compel** + object + to-infinitive 122(2b)

**complain**

*complain about* + gerund 132(2)

and *make a complaint* 87(2)

+ noun clause 262(1c, 1d)

not reflexive 186(2d)

verb of reporting 265(2), 270(2e, 2g)

**complaint:** negative question 30(1b)

**complement** 5, 9(1), 303(1)

after action verb 9(1) **Note b**

without article 167(5)

clause 262(2)

in front position 49(2), 152(7)

pronoun 184(1b)

subject/object complement 11(1)

**complete** 212(1a) **Note a**

**completely** 212(1a) **Note a**, 212(7a)

**complex noun patterns** 147(7)

**complex sentence** 238

**compound noun** 283(1)

plural 145(1c)

**compound sentence** 239(1)

**compounds** 283

hyphens 56(5)

participles 137(2, 4)

with *some*, *any* 179(1f, 4c), 189

**concentrate**

*concentrate on* 233(2)

not reflexive 186(2d)

**concerned**

*as far as...* *concerned* 213 (3)

position 201 (2)

+ preposition 236(2) **Note e**

**concession**

*although* etc 246

*whoever* etc 254

**conclude:** verb of reporting 265(2)

**concord** 150

**concrete noun:** countable/uncountable

144(1b)

**conditional clause** 255

with *any* 179(1e)

with participle 139(6)

**conditional form:** *would* 99

**conduct:** uncountable noun 144 (4b)

**confess**

+ gerund 121(1)

performative 16(3)

verb of reporting 265(2), 270(2e, 2g)

*confess to* 233(2)

*confess to* + gerund 132(2)

**confident**

+ noun clause 262 (6a)

*confident of* 236(2)

**confirm**

+ noun clause 262(1c, 1d)

verb of reporting 265(2)

**conflict:** stress 287(2)

**confused** 203

*confused at/by* 236(2)

comparison 218(4b)

*get confused* 107(3)

**confusing** 203

+ to-infinitive 123(1)

**congratulate**

*congratulate ...on* 132(3), 234(2)

performative 16(3)

**congratulations** 154 (1a)

**conjunction** 243, 248

+ participle 139(3)

in clause without verb 199(5c)

**connection between/with** 237 (2c)

**connective relative clause** 272(4b), 274(5)

**connector:** see conjunction

**conscious**

+ noun clause 262(5) **Note**, 262(6a)

**conscious of** 236(4), 262(5) **Note**

**consequently** 247 (2)

**consider**

clause pattern 11(1)

+ gerund 121(1)

+ noun clause 262 (1c)

passive patterns 109

verb of reporting 265(2)

+ object + to-infinitive 122(2c) **Note**

*consider what to do* 125(2)

**considering** 251(3) **Note c**

**consist of** 233(2)

state verb 62(1, 5)

**consonant changes** 286

**contact clause** 273(5)

**contain:** state verb 62(1)

**content**

position 200(2)

+ to-infinitive 132(5a)

*content with* 236(2)

*content with* + gerund 132(4, 5a)

**contents** 154(1b)

**contest:** stress 287(2)

**continue**

+ gerund/to-infinitive 121(2)

with/without object 8(3)

verb of reporting 265(2)

**continuous** 61 (4)

with action/state verb 62

with modal verb 91(4), 95(3), 97(1c)

passive 105(1c), 114(1)

see also present continuous etc

**continuous infinitive** 116(1)

**continuous passive participle** 135(4)

in relative clause 276(2) **Note**

**contractions** (short forms) 55

**contrast:** see concession

**contrast**

*contrast between/with* 237(2c)

stress 287(2)

**control**

+ object 233(4)

verb and noun 287(1)

**convenient** with to-infinitive 123(1), 126(2)

**conversion:** countable/uncountable

144(5d)

**convince:** verb of reporting 265(3)

**convinced** + noun clause 262 (6a)

**cook**

with *for* 10(5)

with/without object 8(3)

**co-ordinate clause** 239(1), 243

**cope with** 233(2)

**copula** (linking verb) 9  
**copy**  
*copy down* 232(2)  
 verb and noun 287(1)  
**corner** after *at/in/on* **226(1c)** **Note**  
**correct**: comparison 218(4b)  
**cost**  
 action/state **62(3, 4)**  
 not passive 104(6b)  
 verb and noun 287(1)  
**costly** 207(2)  
**could**  
 ability **98**  
 in conditionals **257** (4d, **6b**)  
 in indirect speech **268(3c)**  
 perception **62(7)**  
 permission **94**  
 possibility **97(2, 3)** **98(3e)**  
 and *was able to* **98(3)**  
 weak form **55(1b)**  
 after *wish* **241 (2b)**  
**could have done** **97(3), 98(3d)**  
 in conditionals **257(6b)**  
 after *wish* **241(2c)**  
**couldn't**  
 impossibility **98(3e)**  
 past ability **98(3b)**  
 past certainty **95(5)**  
**council**: group noun 156(4)  
**count on** 233(2)  
 + gerund 132(2)  
**countable noun** **144**  
**countries**  
 capital letter 56(6d)  
 with/without *the* **171 (2a)**  
**countryside**  
 with *the* 160(5)  
 uncountable 144 (4b)  
**couple** **191(1)** **Note i**  
**court** without *the* **168(4)**  
**cowardly** 207 (2)  
**crash**  
*crash into* 233(2)  
 with/without object 8(3)  
**crazy about** 236 (2)  
**crew**: group noun 156(4)  
**crises**: irregular plural 298(5)  
**criteria** 298(2)  
*criticize... for* 234(2)  
**criticizing**  
 conditional **256(2)**  
*might* **97(1d)**  
 negative question **30(1c)**  
**crocker**: uncountable 144(4b)  
**cross out** 232(2)  
**crossroads** 154(2)  
**crowd**: group noun 156(4)  
**crowded with** 236(1)  
**cruel**: comparison 218(4b)  
**cry**  
*cry out* 232(2)  
 verb of reporting 265(2)  
**curious**  
*curious about* 236(2), 262(5) **Note**  
 + noun clause 262(5) **Note**

**curricula** 298(2)  
**customs** 154(1b)  
**cut**  
*cut down* 232(2)  
*cut down on* 235(2)  
*cut off* 232(2)  
*cut up* 232(2)  
**cutlery** 144(4b)  
  
 'd (short form) **55 (2b)** **Note a**  
**daily** 207 (6), 211(4)  
**damage**  
 countable/uncountable **144(4b)** **Note a,**  
**154(1b)**  
*damage to* 237 (2k)  
 verb and noun 287(1)  
**danger in/of** + gerund 132(7)  
**dangerous with** to-infinitive 123(1), 126(2)  
**dangling participle** **136(2)** **Note**  
**dare** **101,** 303(9)  
**dark** with/without *the* **169(6)**  
**darts** 154(2)  
**dash** **56(2c,3e),** 274(2)  
**dates** **195(2)**  
 US 304(8)  
**dawn** with/without *the* 196(6) **Note**  
**day**  
 without article **169(5)**  
 without preposition **227(2a)** **Note b**  
**day** with/without *the* 169(6)  
**dead**  
*quite dead* 212(5c)  
*the dead* 204(1b)  
**deaf**: *the deaf* 204(1b)  
**deal**: *a great deal of* 177(4a)  
**deal in/with** **233(2)** **Note d**  
**deaths** 296(3) **Note**  
**decide**  
 intention 78(3)  
 + noun clause 262 (1c)  
 with/without object 8(2)  
*decide on* **120(1)** **Note,** 233(2), 262(5) **Note**  
 + passive clause **112(2a)** **Note**  
 passive patterns 109(1, 3)  
 patterns **120**  
 verb of reporting 265(2)  
 and *take a decision* 87(2)  
 + to-infinitive 121(1)  
*decide what to do* 125(2)  
**decimals** **193(2)**  
**decision**  
*decision about/on* 262(5) **Note**  
 + to-infinitive 124(2a)  
**decisions** with *will* **71(4), 74(2),** 75(2)  
**declarative (statement)** **16**  
**declare**  
 clause pattern 11(1)  
 + noun clause 262(1c, 1d)  
 passive patterns 109  
 performative 16(3)  
 verb of reporting 265(2)  
 + object + to-infinitive 122(2c) **Note b**

**decrease**

*decrease in/of* **237(2e)**

stress 287(2)

**deduction** (logical certainty) **95**

**deep, deeply** **207(5)**

*deer*: plural 297

**defective verb**: see modal verb

**defining relative clause**: see identifying

**definite article**: see *the*

**definitely** 214(1)

with emphatic form 51(2a) Note

**degree adverb** **212**

**delay**

+ gerund 121(1)

*delay in/of* **237(2e)**

verb and noun 287(1)

**delexical verbs (empty verbs)** **87**

**delicious** with *quite* 212(5c)

**delight**: countable/uncountable 144(5e)

**delighted**

+ noun clause 262(6a)

+ preposition 236(2) Note a

+ to-infinitive 123(5)

not with *very* 212(1a) Note a

**demand**

*demand for* 237(1) Note a, 237(2g)

+ noun clause 262(1c)

+ object 233(4)

performative 16(3)

verb of reporting 265(2)

+ subjunctive 242(2)

with to-infinitive 121(1), 124(1a), 126(4)

**democracy**: countable/uncountable **144(5c)**

**demonstrate** + noun clause 262(1c, 1d)

**demonstratives** **175**

**dentist**

possessive: *the dentist's* **146(6)**

with *the* **160(5)**

**deny**

+ gerund 121(1)

negative meaning **17(4) Note a**

with object **8(2) Note**

passive pattern 108(3)

performative 16(3)

verb of reporting 265(2)

**denying** **29(1) Note a**

**depend**

without *be* **84(5) Note b**

*depend on* 233(2), 262(5) Note

*depend on* + gerund 132(2)

state verb 62(1, 5)

**dependent clause**: see sub clause

**dependent on** 236(4)

+ gerund 132(4)

**depressing** 203

+ to-infinitive 123(1)

**derivation** **282**

**describing**

a/an **161(1)**

adjectives **197**

**deserve**

+ gerund 113(1)

state verb 62(1,5)

+ to-infinitive 121(3h)

**desirable**+ subjunctive 242(1)

**desire**

*desire for* 237 (2g)

+ object 233(4)

state verb 62(1,5)

+ to-infinitive 124(1a)

**despise**: state verb 62(1, 5)

**despite** **246(4)**

+ gerund 132(8a)

**deter...from** 132(3), 234(2)

**determination** + to-infinitive 124(1a)

**determined**

+ noun clause 262(6a)

*quite determined* 212(5c)

+ to-infinitive 123(5)

**determiner** **143(2a)**

+ countable/uncountable noun **144(2)**

demonstrative **175**

+ gerund **133**

+ name **170(2)**

possessive **174**

+ quantifier **143(3c)**

after quantifier **178(1b, 1c)**

**detest**

+ gerund 121(1)

state verb 62(1)

**develop** with/without object 8(3)

**did** 88(2)

emphasis 51(2)

in question **65(1)**

**did not/didn't** 55(2b), **65(1)**

**didn't need to** **92(3c)**

**die**

*die down* 232(2)

*dying* 294(2) Note

*be dying for/to* 121(1) Note c

**difference between** **237(2c)**

**different**

+ preposition 221(1) Note, 236(4), **306(5)**

+ preposition + gerund 132(4)

*quite different* 212(5c)

**difficult** with to-infinitive 123(1), 126(2)

**difficulty**

with gerund 131(2b), 132(7)

+ preposition 237(2k), 262(5) Note

**direct and directly** **207(4)**

**direct object** **8(2), 10(1)**

**direct speech** **264(1)**

punctuation **56(4)**

**dirty**: comparison 218(2b)

**disabled**: *the disabled* 204(1b)

**disadvantage** with to-infinitive 126(4)

**disadvantaged**: *the disadvantaged* 204(1b)

**disagree**

performative 16(3)

*disagree with* + gerund 132(2)

**disagreeing**: short answer **29(2f)**

**disappointed/ing** 203

**disapprove of** + gerund 132(2)

**disaster** with to-infinitive 126(4)

**discount**: stress 287(2)

**discourage.. from** 132(2), 234(2)

**discover**

*discover how to* 125(2)

+ noun clause 262(1c)

passive patterns 109

+ object + to-infinitive 122(2c)

**discuss**

with object **8(2)** **Note**  
*discuss what to do* 125(2)

**discussion** + preposition 237(1) **Note b**,  
 262(5) **Note**

**disgusted/ing** with *quite* 212(5c)

**disjunct 214-216**

**dislike**

countable noun 144(5e)

+ gerund 121(1)

+ object + gerund 131(5)

state verb 62(1)

**dispose of** 233(2)

**distributives 178**

**dive**: irregular in US **303(11)**

**divide**

*divide... into* 234(2)

with/without object 8(3)

**divorce**: *get divorced* 107(2)

**do**

*do... about* 234(2)

auxiliary verb 51(2), 64(1), **83**

*do away with* 235(2)

emphasis **51(2)**

emphatic imperative **19(1)**, 303(1)

with gerund 138(2)

*do let's* 19(6a), 303(3)

and *make* **89**

ordinary verb **88**

replacing verb **38(2c)**, **303(2)**

*do the same* **43(5b)**

*do so/it/that* 43(2)

*do the shopping* **138(2)**

weak form **55(1b)**

*do without* 233(2)

**doctor** with *the* 160(5)

**does** 88(2), 300 **Note c**

see also *do*

**doesn't/does not** 55(2b), **64(1)**

**dominoes** 154(2)

**don't/do not** 55(2b), **64(1)**

*don't have to* **92(3a)**

*don't let's* **19(6a)**, 303(3)

*don't think* **262(1b)**

*don't you think* (tag) **34(1)** **Note e**

**double** 194(2)

**double negative 17(5)**

**doubling of consonants 293**

US **308(4, 5)**

**doubt**

countable/uncountable noun 144(5e)

+ noun clause 262(1c)

verb of reporting 265(2)

state verb 62(1)

verb and noun 287(1)

**dove** (past of *dive*) **303(1)**

**down**

in phrasal verb **232(1c, 2)**

preposition **225(1)**

**dozen 191(1)** **Note i**

**draughts** 154(2)

**draw**

with/without object 8(2)

*draw up* 232(3)

**drawing**: countable/uncountable **144(5d)**

**dread**

+ gerund/to-infinitive **121(3c)**

+ object + gerund 131(5)

**dreadful**

*quite dreadful* 212(5c)

+ to-infinitive 123(1)

not with *very* 212(1a) **Note a**

**dream**

irregular verb **300**, **303(11)**

+ noun clause 262(1c)

**dress**

countable/uncountable noun **144(5c)**

*get dressed* 107(2)

non-reflexive verb 186(2e)

**drily** 294(1) **Note b**

**drink**

*drink up* 232(2)

verb and noun 87(2), 287(1)

**drive**

clause patterns 8(2, 3), 11(1)

+ object + to-infinitive 122(2b)

verb and noun 287(1)

**drop of** 144(3b)

**drop in on** 235(2)

**drunk**: *get drunk* 107(3)

**drunken 301**

**dry**

adjective and verb **287(4)**

with/without object 8(3)

not reflexive 186(2e) **Note b**

**dryly** 294(1) **Note b**

**due to**

future **78(1c)**

+ passive 113(2b) **Note**

reason 251(3)

**duly** 292(4) **Note**

**dummy subject**: see empty subject

**during 227(4)**

**dusk** with/without *the* 169(6) **Note**

**duty**: see obligation

**dying**

*dyingfor/of* **233(2)** **Note e**

*be dyingfor/to* 121(1) **Note c**

spelling 294(2) **Note**

**dynamic verb**: see action verb

**each 178(5)**, 181(2)

agreement **153(3)**, 157

*each ...the other* **186(4c)**

**each other 186(4)**

**eager**

comparison 218(4b)

*eagerfor* 236(2)

+ noun clause 262(6a)

+ subjunctive 242(1)

with to-infinitive 123(5), 126(2)

**eagerness** + to-infinitive 124(1a)

**earlier**

adverb 219(1)

indirect speech 267(2)

with past simple 65(3a)

**early**: adjective and adverb **207(3)**

**earnings** 154(1a)

**earth**: *on earth* for emphasis **26(6c)**

- easily** + superlative 212(3)  
**easy**  
 comparison 218(4b)  
 with to-infinitive 123(1), 126(2)
- eat**  
 and *have a meal* 87(2)  
 with/without object 8(2)  
*eat up* 232(2)
- echo question** 35(1)  
**echo tag** 35(2)  
**echoes** 290(2)  
**economics** 154(2)  
**ed-adjectives** 203  
**ed-form**: see past form  
**ed-participle**: see past participle, passive participle  
**education**: countable/uncountable 144(4b) Note b
- effect**  
*effect of* + gerund 132(7)  
*effect on* 237(2d), 262(5) Note  
**effort** with to-infinitive 124(1b)
- either**  
 in short additions 43(1a)  
 adverb 43(1a), 244(1)  
 agreement 153(5)  
 and *any* 179(4b)  
*either... or* 245(1)  
 quantifier 178(4)
- elder, eldest** 218(5b)  
 position 200(1)  
**elderly**: *the elderly* 204(1b)  
**elect**: clause pattern 11(1)  
**ellipsis**: see leaving out words
- else**  
*or else* 245(1) Note b  
 after question word 26(6b)  
 after *someone* etc 189(4)
- embarrassing** + to-infinitive 123(1)  
**emerge**: *there emerged* 50(4)
- emphasis** 51  
 overview 51(5)  
*ever* 211(1) Note c  
 imperative 19(1)  
 negative 17(6)  
 repeating words 37(2)
- emphatic pronouns** 186(1, 3)  
**emphatic stress** 51(1)  
 on *the* 159(2) Note b, 170(2) Note a
- emphatic verb** 51(2)  
**empty**  
 adjective and verb 287(4)  
 comparison 218(4b)  
*quite empty* 212(5c)
- empty object** 50(5b), 122(2d) Note c  
**empty subject**  
*it* 50(5), 109, 118(1), 131(1, 2), 262(4)  
 and passive 104(4)  
*there* 50(1-4), 131(2)
- empty verb** 87  
**enable** + object + to-infinitive 122(2b)  
**encourage** + object + to-infinitive 122(2a)  
**end**: with/without object 8(3)  
*end of* 147(5f) Note b  
**end position** 208(5)
- endings** 6(1)  
 summary 289
- enemy**: group noun 156(4)  
**engaged**  
*get engaged* 107(2)  
*engaged to* 236(4)
- enjoy**  
 action verb 62(4) Note b  
 with gerund 121(1), 131(5)
- enough**  
 adverb 212(1b)  
*far/long enough* 210(4b)  
 quantifier 180(1)  
 with to-infinitive 123(4), 126(3)
- enquire** 265(2), 269(1)  
**enter**  
 with/without object 8(2), 233(4)  
*there entered* 50(4)
- enthusiastic about** 236(2)  
**entirely** 212(1a)  
**envious of** 236(2)  
**envy**: state verb 62(1)
- equipment**: uncountable 144(4b)  
**er ending** for people 285(3a)  
**escape** + gerund 121(1)  
**especially** 213(1)  
**ess** female ending 285(3e)  
**essential**  
 + subjunctive 242(1)  
 with to-infinitive 123(1), 126(2)  
 not with *very* 212(1a) Note a
- establish**: passive pattern 109(1)  
*establishment with the* 160(5)  
**estimate**  
 + noun clause 262(1c)  
 passive patterns 109  
 + object + to-infinitive 122(2c)
- even** 213(1,2)  
*even if* 259(8)  
*even so* 246(2)  
*even though* 246(3)
- ever** 211(i) Note c  
 with present perfect/past 65(5b), 303(6)  
 after superlative 221(7)  
*whoever* etc 26(6c), 254, 281
- every** 178(5)  
 agreement 153(3), 157  
 and *all, whole* 178(3) Note a  
*almost every* 212(8d)  
 and *each* 178(5)  
*every bit as* 221(8)  
*every day* 211(3), 227(2)  
 + noun 181(2)  
*every one* and *everyone* 189(1a) Note a  
*every time* (conjunction) 250(4b)
- everybody** 189(1a)  
 agreement 189(5)  
**everyone** 189(1a)  
 agreement 189(5)  
**everyplace** 305(3)  
**everything** 189(1b)  
**everywhere** 189(1c)  
 conjunction 253(1)  
**evidence**: uncountable 144(4b)  
**exact**: comparison 218(4b)  
*example of* 237(1)

**exceed:** comparative meaning **221(1)** **Note**  
**except**  
+ bare infinitive **127(4a)**  
preposition **228(7), 306(2)**  
*except (that)* **253(5)**  
**exchange... for** 234(2)  
**excited** 203  
*get excited* 107(3)  
*excited about/at* 132(4), 236(2)  
**excitement about/at** + gerund 137(2)  
**exciting** 203  
+ to-infinitive 123(1)  
**exclamation 20**  
indirect **262(6b)**  
**exclamation mark 56(1)**  
**excuse**  
*excuse. ...for/from* 132(3), **234(2)** **Note**  
with gerund 121(1), 131(5), 132(3)  
**exhausted/ing** with *quite* 212(5c)  
**exist**  
not passive 104(6b)  
state verb 62(1)  
*there exists* 50(4)  
**expect**  
action/state **62(3)**  
+ noun clause 262(1b, 1c)  
+ object 233(4)  
passive patterns 109  
verb of reporting 265(2)  
*expect so* 43(3)  
with to-infinitive 121(1), 122(2c)  
+ *will* 74(1), **77(3)**  
**expensive** with to-infinitive 123(1), 126(2)  
**expense in/of** + gerund 132(7)  
**experience**  
countable/uncountable **144(5c)**  
+ gerund 131(2a)  
*experience in/of* 237(2j)  
verb and noun 287(1)  
**expert** + preposition 237(2j), 262(5) **Note**  
**explain**  
and *give an explanation* 87(2)  
+ noun clause 262(1c, 1d)  
passive pattern 109(1)  
*explain what to do* 125(2)  
**export:** stress 287(2)  
**extra adverbials 12**  
**extraordinary** with *quite* 212(5c)  
**extremely** 212(1a)

**face**  
+ gerund 121(1)  
*face up to* 132(6), 235(2)  
**fact+** clause 262(7)  
**fail**  
negative meaning **17(4)** **Note a**  
with/without object 8(2)  
+ to-infinitive 121(1)  
**failure** + to-infinitive 124(1a)  
**fairly** 212(1a), 212(5c) **Note a**  
and *fair* 207(4)  
**fall**  
with adverb **232(1c)**  
+ complement 9(1)  
*fall back on* 235(2)

*fall down on* 235(1)  
*fall for* 233(2)  
verb and noun 287(1)

**false**  
*quite false* 212(5c)  
not with *very* 212(1a) **Note a**  
**family:** group noun 156(4)  
**famous**  
comparison 218(4b)  
*famous for* 132(4), 236(4)  
**fancy** + gerund 121(1)  
**far 210(4)**  
*as far as* 227(6a) **Note d**  
comparison **218(2b), 219(2)**  
*far from* 17(6b)  
*far too* 212(1a) **Note i**, 212(8) **Note**  
**farther, farthest** 218(2b), **219(2)**  
and *farther, furthest* **218(5a)**  
**fascinated/ing** 203  
with *quite* 212(5c)  
not with *very* 212(1a.) **Note a**  
**fashion** 207(2)  
**fast:** adjective and adverb **207(3)**  
**favourite 221(1)** **Note**  
**fear** (noun)  
countable **144(5e)**  
*fear of* + gerund 132(7)  
**fear** (verb)  
+ noun clause 262(1)  
passive pattern 109(1)  
**fed up with** 236(2)  
+ gerund 132(4)  
**feeble:** comparison 218(4b)  
**feel**  
simple/continuous **62(6)**  
*felt/could feel* 62(7)  
*feel it happen/happening* 140(1)  
*feel like* 132(2), 233(2)  
linking verb 9(1)  
+ noun clause 262(1c)  
passive patterns 109  
not reflexive 186(2e)  
verb of reporting 265(2)  
+ object + to-infinitive 122(2c)  
*feel up to* 235(2)

**feelings**  
*be* **84(5)**  
simple tense **64(2b), 66(2c)**

**feet** 296(1)  
**female endings 285 (3e)**  
**fetch** with *for* 10(5)  
**few 177(2, 3)**  
and *a few* **177(2)**  
negative word **17(4)**  
*very/so/too few* 212(8a)

**fewer, fewest 220**  
**fill out** 232(2)  
**find**  
clause pattern 10(5), 11(1)  
+ noun clause 262(1c)  
+ object + to-infinitive 122(2c)  
*find out* 232(1b, 2)  
*find out how to* 125(2)  
passive patterns 108(3), 109, 110(2)  
**fine:** position of adjective 200(2), 305(1)



**fine** (verb): *fine*. ..for 234(2)

**finish**

+ gerund 121(1)  
with/without object 8(3)

**finite clause** 239(3a)

**finite verb** 59

**firm: group** noun 156(4)

**first**

and **firstly** 207(4) **Note c**, 216(4)  
ordinal number 192

**fit** (adjective): *fit for* 236(4)

**fit** (verb)

action/state 62(3)  
*fit in with* 235(2)  
irregular in US 303(11)  
passive 104(6b)

**fix up** 232(1b)

**fly** with/without object 8(3)

**focus adverbials** 213(1, 2)

**follow: therefollows** 50(4)

**following**

in indirect speech 267(2)  
in phrase of time 169(8), 227(2b)

**fond of** 236(1)

+ gerund 132(4)

**foolish**

comparison 218(4b)  
with to-infinitive 123(1), 126(5)

**foot, feet** 296(1), 297 **Note**

**for**

after adjective 236  
= because 251(1) **Note e**  
*for example* 216(2)  
+ gerund 132(8a), 252(3)  
= in favour of 228(1)  
*for doing and to do* 132(5)  
*leave/make for* 233(4) **Note b**  
*need for* 237(2g)  
with present perfect/past 65(5d)  
purpose 126(6), 252(3)  
*for the sake of* 228(1)  
*and since* 227(5)  
and to 10(5)  
with to-infinitive 126  
weak form 55(1b)

**forbid**

performative 16(3)  
verb of reporting 265(2)  
+ object + to-infinitive 122(2b)

**force**

and *make* 127(3a)  
+ object + to-infinitive 122(2b)

**forecast**

+ noun clause 262(1c)  
verb of reporting 265(2)

**foreign plurals** 298(2-5)

**forget**

clause pattern 11(2) **Note a**  
+ object + gerund 131(5)  
+ noun clause 262(1c)  
+ to-infinitive/gerund 121(3a)  
*forget what to do* 125(2)

**forgive: performative** 16(3)

**formal: comparison** 218(4b)

**formation of words** 282

**former: position** 200(1)

**formulae/formulas** 298(4)

**fortunate** + to-infinitive 123(5)

**fraction** 193(1)

adverb of degree 212(1a)  
agreement 153(2) **Note c**

**free**

comparison 218(4a)  
and *freely* 207(5)

**freeze** with/without object 8(3)

**frequency adverb: see** adverb of frequency

**frequent: comparison** 218(4b)

**friendly** 207(2)

**frightened of** 236(2)

**from**

place 225(1, 3b)  
*from ... point of view* 213(3)  
time 227(7)  
weak form 55(1b)

**front position** 208(3)

for emphasis 49, 231(6)

**fruit: uncountable** 144(4b)

**full of** 236(4)

**full stop** 56(1)

**fully** 293(4)

**fun**

+ gerund 131(2)  
uncountable 144(4b)

**funny: comparison** 218(4b)

**furious** + preposition 236(2) **Note b**

**furniture: uncountable** 144(4a)

**further, furthest** 218(2b), 219(2)

and *farther, farthest* 218(5a)

**further(more)** 244(2)

**future** 70

overview 81

**future continuous** 75

**future perfect** 79

**future perfect continuous** 79 **Note c**

**future progressive** 79

**gang: group** noun 156(4)

**garage** (verb) 287(3)

**gaze up at** 235(1)

**gender** 6(1)

*ess* ending 285(3e)

*he/she/it* 184(3b)

**generalizations**

*all, most* 178(2a)  
articles 162, 164(2), 165  
overview of articles 166  
*the*+ adjective 204

**generally** 211(1, 2)

**generous** with to-infinitive 123(1), 126(5)

**genitive: see** possessive form of nouns

**gentle: comparison** 218(4b)

**geographical names and the** 171

**gerund**

summary 128  
after *do* 138(2)  
after *need* etc 113(1)  
+ noun 283(2)  
noun + gerund 283(3)  
passive 112, 114(3)

after phrasal/prepositional verb  
**231 (4a) Note b**  
spelling **129(2) Note a**  
and to-infinitive after verb **121**  
**gerund clause 130, 131(1, 3)**  
**get**  
+ adjective **107(3)**  
*get away with* 235(2)  
*get back* 232(2)  
*get by* 232(2)  
clause patterns 9(1), 10(5), 11  
*get it done* **111 (2)**  
*get you doing it* **140(2)**  
linking verb 9(1), 107(3)  
*get on with* 132(2), 235(2)  
*get over* 232(2)  
forming passive **107(1), 112(1) Note**  
*get round to* 235(2)  
*get to* 233(1) Note a  
+ to-infinitive 121(1)  
*get up* 186 (2d), 232(3)  
*get you to do it* **111(1), 122(2b) Note c**  
*get washed* **107(2)**  
**give 10**  
passive pattern **108**  
*give out* 232(2)  
*give up* 121(1), 232(1a)  
*give way to* 234(4)  
**glad**  
+ noun clause 262 (6a)  
position 200(2)  
+ to-infinitive 123(5)  
**glass:** countable/uncountable **144(5c)**  
**glasses** 155(4)  
**glue** (verb) 287(3)  
**go**  
*go along with* 235(2)  
*go and...* **119(1) Note**  
*go away* 232(1b)  
*go back on* 235(2)  
with *be going to* **72(2) Note b**  
*go down with* 235(2)  
*go for a walk* **87**  
*go in for* 235(2)  
and *journey* 87 (2)  
linking verb 9  
*go on* 232(2)  
go on + gerund/to-infinitive **121(3g)**  
*go on with* 235(2)  
*go over* 232(2)  
*go shopping* **138(2)**  
*go with* 233(2)  
*go without* 233(2)  
**going to:** see *be going to*  
**gone** and *been* **84(6), 303(7)**  
**good**  
**good at** 132(4), **236(3)**  
comparison 218(4b)  
no good + gerund 131 (2a)  
*good of you* 126(5)  
+ preposition **236(3)**  
with to-infinitive 123(1), 126(5)  
and *well* **207(7)**  
**good wishes: imperative 19(3), 19(4b)**  
**goods** 154 (1a)

**goose, geese** 296(1)  
**gossip:** uncountable noun 144(4b)  
**got**  
*have got* **85**  
*have got to* **92(2)**  
**gotten 303(5d)**  
**government:** group noun 156(4)  
**gradable adjectives with quite 212(5c)**  
**grain** o/144(3b)  
**grant**  
passive pattern 108(3)  
with *to* 10(5)  
**grateful**  
*grateful for* + gerund 132(4, 5a)  
*grateful for/to* **236(2) Note f**  
+ to-infinitive 123(5), 132(5a)  
**gratitude for** + gerund 132(7)  
**great**  
*a great deal of* 177 (4a)  
+ to-infinitive 123(1)  
**groan:** verb of reporting 265(2)  
**group noun 156**  
**US 304(1)**  
**grow**  
linking verb 9(1)  
+ to-infinitive 120(2)  
**growl:** verb of reporting 265(2)  
**grumble:** verb of reporting 265(2)  
**guarantee**  
+ noun clause 262(1c)  
performative 16(3)  
verb of reporting 265 (2)  
+ to-infinitive 121(1)  
**guess**  
*have/make a guess* 87(2)  
+ noun clause 262(1c)  
*guess so/not* 43(3)  
**guilty of** 236(4)  
+ gerund 132(4)  
**gun** (verb) 287(3)  
**gymnastics** 154(2)  
**h** after *a/an* **159(2) Note a**  
**habits**  
simple tenses **64(2c), 65(3b)**  
*will, would, used to* **100**  
**had** 85 (2)  
inversion **258(3)**  
short form **55 (2b)**  
weak form **55(1b)**  
**had better 93(2)**  
in indirect speech 268 (3c)  
**had have done 257(6a) Note**  
**had to 92(1c, 2b)**  
certainty 95(5)  
indirect speech **268(3d), 270(1c)**  
and *must have done* **95(3)**  
**hair:** countable/uncountable **144(5c)**  
**half 193(1a)**  
adverb 212(1a)  
*half (of)* **178(2b)**  
*one and a half* **193(1c)**  
*halfpast* **195(1)**  
**halves** 296(2)  
**hammer** (verb) 287(3)

**hand**

passive pattern 108(3)

*hand out* 232(2)with *to* 10(5)**handful** 177 (4b)**handicapped:** *the handicapped* 204(1b)**handsome:** comparison 218(4b)**hang***hang on* 232(2)

with/without object 8(3)

**hanging participle** 136(2) **Note****happen**in if-clause 258(1) **Note***it happened* + clause 50(5c)*there happened to* 50(4) **Note***happen to* 233 (2)+ to-infinitive 50(4) **Note**, **120(2)**,  
**258(1) Note****happy**

comparison 218(4b)

+ noun clause 262 (6a)

+ preposition 236(2) **Note a**+ preposition + gerund 132(4),  
135(5b) **Note d**+ to-infinitive 123(5), 135(5b) **Note d****hard**and *hardly* 207(5)

+ to-infinitive 123(1)

**harden** with/without object 8(3)**hardly** 207(5), 212(7a)*hardly any* 212(8e)

negative word 17(4)

*hardly... when* 250(5)**harm:** uncountable 144(4b)**harmful to** 236(4)**has** 85(2a)short form **55 (2b)**weak form **55(1b)****hasten** + to-infinitive 121(1)**hate**+ gerund/to-infinitive **121(2) Note a**

+ object + gerund 131(5)

state verb 62(1)

+ object + to-infinitive 122(2d)

**have**action/state **62(3)**auxiliary verb **83***have you do it* **111 (1)***have it done* **111 (2)**empty verb **87***have it happen to you* **111 (3)***have it happening to you* **140(2) Note c***have you doing it* **140(2)***have on* 232(2)ordinary verb **86**

not passive 104(6b)

possession **85**short form **55(2b)****US 303(5)**weak form **55(1b)****have got** **85****US 303(5)****have got to** **92(2)**see also *have to***have to**certainty **95(1) Note a***have to do* if and *have it to do***124(2) Note b**and *must* **92(1)**

passive 106(1)

**US 303(5c)****he** 184(1), **184(3)**+ relative clause **272(2) Note**with short form **55(2b)**weak form **55(1b)****he/she** **184(5) Note b****headlines**words left out **45(2)**, 76(1) **Note**present simple **64(2e) Note c****headquarters** 154(3)**health:** uncountable 144(4b)**heaps of** 177(4a)**hear***could hear* **62(7)***hear you do/doing* 140(1)

+ noun clause 262(1c)

with/without object 8(2)

+ preposition **233(3b)**

verb of reporting 265(2)

**heavy:** comparison 218(4b)**help***can't help* with gerund 121(1), 131(5)+ infinitive **121(1) Note e**, **122(2b) Note e**

with/without object 8(2)

uncountable noun 144(4b)

verb and noun 287(1)

**helpful**

comparison 218(4b)

with to-infinitive 123(1), 126(5)

**helping verb:** see auxiliary verb**helpless:** comparison 218(4b)**her**

personal pronoun 184(1, 3)

possessive **174(3)**weak form **55(1b)***here* 44(5), 175(4a)front position **49(3b)***here's* 55(2b)**heroes** 290(2)**hers** **174(3)****herself** **186****hesitate** + to-infinitive 121(1)**high, highly** 207(5)**him** **184(1)**weak form **55(1b)****himself** **186****his** **173(4)**weak form **55(1b)****hit:** verb and noun 287(1)**hold**

clause pattern 11(1)

*hold on* 232(2)*hold on to* 235(1)*hold up* 232 (1b)**home** without article **168(4)****homeless:** *the homeless* 204(1b)**homework:** uncountable 144(4b)**honest** with to-infinitive 126(5)

**hope** (noun)countable/uncountable **144(5e)***hope for/of* **237(2g) Note****hope** (verb)

continuous 63(4)

*hope for* **233(2)**

+ noun clause 262(1c)

passive pattern 109(1)

+ present/future **77(3) Note***hope so/not* 43(3)

+ to-infinitive 121(1)

**hopeful**: comparison 218(4b)**hopeless at** 236(3)**horrible***quite horrible* 212(5c)

+ to-infinitive 123(1)

not with *very* 212(1a) Note a**horrified**

+ noun clause 262(6a)

+ to-infinitive 123(5)

**hospital** with/without article **168(4)**, 304(4)**hotel**: pronunciation **159(2) Note a****hourly** 207(6)**houses**: pronunciation **296(4)****housework**: uncountable 144(4b)**housing**: uncountable 144(4b)**hovercraft**: plural **297****how***how about* **28(2)**, 132(8a)*how come* **28(3) Note**

conjunction 253(2)

in exclamation **20(1)**and *what...* *like* **26(4) Note***how long* and *since when* **25(3) Note b***how many/much* 28(3), 177(1)in question phrase **28(3)**question word 26(4), **27***how's* 55(2b)**however**= but **246(2)**= no matter how **254(1)**

in emphatic question 26(6c)

**hundred** **191(1)**, 304(7)*hundreds of* **191(3)****hungry**

comparison 218(4b)

*the hungry* 204(1b)**hurry**: not reflexive 186(2d)**hurt**

with/without object 8(3)

simple/continuous **62(6)****hyphen** **56(5)****hypotheses** 298(5)**I** **184(1)**leaving out **42(1)**, **45(4)**with short form **55(2b)****i** and **y**: spelling **294****idea**: countable/uncountable **144(5c)****idea**

+ noun clause 262(7)

*idea of*+ gerund 132(7)

with to-infinitive 126(4)

*idea what to do* 125(2)**ideal**: not with *very* 212(1a) Note a**identifying relative clause** **272(3a, 5)**pronouns **273****idioms**adjective after noun **201(2) Note c***the*+ adjective **204(2b)**without article **167(3, 7)**with *as...* *as* **221(3a) Note a**uses of *be* 84(5)

verb + complement 9(1)

*do* and *make* **89**with *get* 107(2)participle clause **139(7)**phrasal verb **232**with possessive **174(7)**prepositional phrase **229**prepositional verb **233-235**prepositions in US **306(4)****if**: see also conditional clause

+ adjective 199(5c)

**if ever** **211(1) Note c***if I were you* **242(3)**and *in case* **259(7)**in noun clause 33, **261(1)**, 262(3) Note*if only* **241(2d)**

+ participle 139(3)

+ present 77, **257(2, 3)**in reported question **269(1b)***if so/not* **43(3e)**and *when* **259(1)****if-clause** **255**

see also conditional clause

**ill**comparison **218(2b) Note a**

position 200(2), 305(1)

**imagine**

action/state 62(3)

+ gerund 121(1)

+ object + gerund 131(5)

+ noun clause 262(1b, 1c)

+ past 241(3)

verb of reporting 265(2)

*imagine so* 43(3)

+ object + to-infinitive 122(2c)

**immediately**conjunction **250(5)**, 307(3)

indirect speech 267(2)

**impatient**

+ noun clause 262(6a)

+ to-infinitive 123(5)

**imperative** **19**with *be* 84(3) Notein conditionals **257(3b)**leaving out **42(4)****impersonal expressions***it*: see empty subject*you, one, they* **185****imply** + noun clause 262(1c, 1d)**import**: stress 287(2)**important**

+subjunctive 242(1)

with to-infinitive 123(1), 126(2)

**impossibility**: *can't* **97(2f)**

**impossible**

quite impossible 212(5c)  
+ to-infinitive 123(1), **123(2)** Note  
not with *very* 212(1a) Note a

**impressed by/with** 236(2)

**improve** with/without object 8(3)

**in**

and *at*, *on* **226(1)**, **227(1)**

*be in* 232(4)

*in a...* *fashion/manner/way* **207(2)**

+ gerund **132(8a)** Note b

place **225(1, 2c)**

time **227(1, 3)**, 227(5b) Note c

with transport **228(5b)**

**in addition (to)** 132(6, 8a), **244(2,3)**

**in/at the end** **229(2b)**

**incase** **259(2)**

*in case of* **259(4)** Note c

US **307(2)**

**in charge of** 228(1)

**in conclusion** **216(2)**

**in consequence** **247(2)**

**in favour of** 228(1)

+ gerund 132(8a)

**in front of** **225(1)**, **226(7)**

**in/on the way** **229(2c)**

**in order**

*in order that* **252(2)**

*in order to* **252(1)**

**in other words** **216(2)**

**in pen** 228(5a) Note b

**in so far as** **253(4)**

**in spite of** 132(8a), **246(2)**

**in that** **253(4)**

**in that case** **259(4)** Note b

**in time** **229(2a)**

**in view of** 228(4), 251(3)

**inclusive** 306(3)

**incomplete sentences:** see leaving out words

**increase**

*increase in/of* **237(2e)**

with/without object 8(3)

stress 287(2)

**incredible**

quite incredible 212(5c)

+ to-infinitive 123(1)

not with *very* 212(1a) Note a

**indeed** **51(2a)** Note

with *very* **212(1a)** Note b

**indefinite article:** see *a/an*

**indefinite pronoun** **189**

**indicate** + noun clause 262(1c, 1d)

**indirect object** **10**

in the passive **108**

before *tell*, *inform* etc 262(1d), **266**

before to-infinitive **122(2a)**

**indirect question** **33, 269**

**indirect speech** **263**

**indoor:** position 200(1)

**inferior to** 236(4)

**infinitive**

summary **115**

and gerund after verb **121**

see also to-infinitive, bare infinitive

**infinitive clause** **117**

**infinitive relative clause** **277**

**inflections:** see endings

**influence**

+ object 233(4)

*influence on/over* 237(2d), 262(5) Note

**inform**

with *about/of* **234(5a)**

with *about* + gerund 132(3)

+ indirect object **265(3)**

performative 16(3)

verb of reporting 265(2)

**information** **46**

and intonation **54(2a)**

passive **104(2)**

**information:** uncountable 144(4a)

**in-form** **58**

adjective **203**

spelling **64(1)** Note a

with subject *there* **50(2h)**

see also gerund, participle

**injured:** *the injured* **204(1b)** Note a

**inner:** position 200(1)

**inquire**

+ noun clause 262(5) Note

verb of reporting 265(2), **269(1)**

**inquiry** + noun clause 262(5) Note

**inside**

place **225(1)**

time **227(3)** Note b

**insist**

+ noun clause 262(1c)

*insist on* 233(2)

*insist on* + gerund 132(2), 270(2e)

performative 16(3)

verb of reporting 265(2), **270(2a, 2g)**,

270(2e)

+ subjunctive 242(1)

**insistence on** + gerund 132(7)

**instead of** 228(1)

+ gerund 132(8a)

negative meaning **17(3)** Note a

**institution** without *the* **168**, 304(4)

names **171(8-10)**

**instruct**

+ object + to-infinitive 122(2a)

verb of reporting 265(2)

**instructions**

conjunction + participle **139(3)**

imperative **19(3)**

reported 125(2) Note

word left out **45(3)**

**insult:** stress 287(2)

**insure...** *against* 234(2)

**intelligent** with to-infinitive 123(1), 126(5)

**intend** 78(3)

+ finite clause **122(2b)** Note a

+ gerund/to-infinitive **121(2)**

passive 104(6b), 109

state verb 62(1)

+ object + to-infinitive 122(2b)

**intensifier:** see adverb of degree

**intention** **78(3)**

*be going to* 72(2), 74(2)

- past **80(1)**

**intention** + to-infinitive 124(1a)

**interest**

echo tag 35(2)

intonation 54(2c)

**interest**

*interest in* 237(1) Note a

*interest in* + gerund 132(7)

verb and noun 287(1)

**interested** 203

*get interested* 107(3)

*interested in* 236(2)

*interested in* + gerund 132(4),

**132(5b) Note c**

*interested in* + noun clause 262(5) Note

+ to-infinitive 123(5), **132(5b) Note c**

**interesting** 203

+ to-infinitive 123(1)

**interfere with** 233(2)

**interrogative:** see question

**interrogative pronoun:** see question word

**interview** + preposition 237(2i)

**into** **225(1)**, 225(3b), 228(5b) Note

and *in* **225(2c)**

**intonation** 54(2)

echo question/tag 35

question without inversion 32

question with *or* **31(1)**

question tag **34(3)**

**intransitive verb** 8

not passive **104(6a)**

**introductory *it*:** see empty subject *it*

**inversion**

overview 49(4)

phrasal verb **231(6)**

question without inversion 32

after question word **25(1)**

after *should, were, had* **258(3)**

**inverted commas** 56(4)

**invest** *..in* 234(2)

**invitations**

answering 29(3)

imperative **19(3)**, 19(4b)

*won't* **71(6)**

**invite**

*invite back* 232(2)

verb of reporting 265(2), **270(2c)**

*invite... to* 234(1)

+ object + to-infinitive 122(2a)

**involve with gerund** 121(1), 131(5)

**involved**

*involved in* 236(4)

position **201(2)**

**iron**

countable/uncountable noun **144(5c)**

*iron out* 232(2)

**irregular forms**

comparison **218(2b, 5)**, **219(2)**

noun plurals **295**

verbs **299**

**is** 84(2), 151(1)

short form 55(2)

weak form **55(1b)**

**it** **184(1, 3)**

overview **184(4)**

+ *be* for emphasis **51(3)**

replacing clause 44(4)

replacing demonstrative 175(4b) Note,

184(3b) Note d, 267(2) Note

*do it/so/that* **43(2)**

empty object **50(5b)**, 122(2d) Note c

empty subject **50(5)**, **109(1,3)**, **118(1)**,

**131(1, 2)**, **262(4)**

leaving out **42(1)**

and *one* **188(4)**

passive pattern **109(1,3)**

with short form **55(2b)**

and *there* **50(6)**

**item of** **144(4a)**

**its** **174(3)**

and *it's* **174(3) Note d**

**it's** **55(2b) Note a**

**itself** **186**

**jealous of** 236(2)

**jeans:** pair noun 155(4)

**jewellery:** uncountable 144(4b)

**job with a/an** **161(2)**

**job of** + gerund 132(7)

**jog:** *have a jog* 87(2)

**join with/without object** 8(3)

**journey and travel** 87(2)

**judge** + object + to-infinitive 122(2c)

**judgement:** spelling 292(4) Note

**jury:** group noun 156(4)

**just**

*just about to/going to* **78(1a) Note**

*just about*+ superlative 212(3)

*just as* + adjective 221(8)

*just as* (conjunction) **250(4d)**

degree 212(7a)

= only **213(2a) Note b**

time **65(5a)**, 210(1c), 303(6)

**justify with gerund** 121(1), 131(5)

**keen**

comparison 218(4a)

*keen on* 236(2)

*keen on* + gerund 132(4), **132(5b) Note c**

with to-infinitive 123(5), 126(2),

**132(5b) Note c**

**keep**

clause pattern 10(5), 11

*keep on* 232(2)

*keep (on)* + gerund 121(1)

*keep up* 232(1b)

*keep up with* 235(2)

*was kept waiting* **110(2)**

*kept you waiting* **140(2)**

**key to** 237(2f)

**kind**

*kind to* 236(3)

with to-infinitive 123(1), 126(5)

**kind of** **53(1c)**, 144(3e)

*what kind of* **28(1)**, 144(3e)

*what kind of and what... like*

**198(1) Note a**

**kingdom** in names 171(1)

**knife, knives** 296(2)

**knock**

*knock at/on* 233(2)  
*knockdown* 232(2)  
*knock off* 232(2)  
*knock out* 232(2)

**know**

*get to know* 62(5) Note  
*I know* **43(3b)**  
+ noun clause 262(1c)  
without object 8(2)  
passive 104(6b), 109  
verb of reporting 265(2)  
state verb 62(1,5)  
+ object + to-infinitive 122(2c)  
*know what to do* 125(2)  
*you know* **53(1c)**  
see also *want to know*

**knowledge**

with *a* **144(4b)** **Note b**  
*knowledge of* 237(2j)

**lack**

+ object 233(4)  
*lack of* 237(2k)  
not passive 104(6b)  
state verb 62(1)

**land:** uncountable 144(4b)

**last**

indirect speech 267(2)  
and *latest* **218(5c)**  
with *the* 160(4)  
in phrase of time 65(3a), **169(8)**, **227(2)**  
+ to-infinitive 277

**lastly** 207(4) Note c

**late**

*late for* **236(1)**  
position 200(3)

**lately** 207(5)

with present perfect 65(2)

**later** without preposition 227(2)

**latest**

and *last* **218(5c)**  
*the latest* **204(2b)**

**laugh:** verb and noun 87(2), 287(1)

**laughter:** uncountable 144(4b)

*lay* and *lie* **11(2)** **Note b**, **300**

**lead**

clause pattern 11(2)  
+ object + to-infinitive 122(2b)

**leaf, leaves** 296(2)

**learn**

forms **300**, **301**, **303(11)**  
*learn from* 234(2)  
+ noun clause 262(1c)  
verb of reporting 265(2)  
+ to-infinitive 121(1)  
*learn how to do it* **125(2)**

**learned** (adjective) **301**

**least** **220**, **221(2a)**

*not in the least* 17(6b)

**leave**

clause patterns 8(2), 10(5)  
*leave for* **233(4)** **Note b**  
*leave you waiting* 140(2)  
*leave off*+ gerund 121(1)

*leave out* 232(1b)

passive patterns 108(3), 110(2)

**leaving out words**

summary 36

before adjective **199(5)**

answering question **29**

articles 42(3), **45**, **167-9**

subject of co-ordinate clause **239(1a)**

after *if* **259(2)**

noun **44(1)**, **181**

object 8

*one(s)* **188(2)**

preposition before *wh*-clause **262(5)** **Note**

relative pronoun **273(5)**

*that* 261(3), **264(2a)**

*to* before infinitive **116(6)**

**leisure:** uncountable 144(4b)

**lend**

passive 108(3)

with *to* 10(5)

**length** **196(2)**

**less** **220**, **221(1,2)**

*a lot less* 212(8i)

suffix **285(5e)**

**lest** **307(2)**

**let**

*let down* 232(2)

imperative form **19(6)**

*let in on* 235(3)

*let me* **19(6b)**

+ object + infinitive 127(3a)

not in passive **110(1b)** **Note**

**let's** **19(6a)**

question tag **34(6)**

**lie** and **be** **84(4)**

*lie down* 87(2), 186(2d)

and *lay* **11(2)** **Note b**, **300**

linking verb 9(2)

*lying* 294(2) **Note**

+ participle **138(1)**

*there lies* 50(4)

**life**

countable/uncountable **144(5d)**

plural 296(2)

**light:** countable/uncountable **144(5c)**

**lightning:** uncountable 144(4b)

**like** (conjunction) and *as* **253(2)**

**like** (preposition) 221(1) **Note**

and *as* **228(6)**

**like** (verb)

clause pattern 11(1)

+ gerund/to-infinitive **121(2)**

+ object + gerund 131(5)

passive 104(6b)

state verb 62(1,4)

+ object + to-infinitive 122(2d)

and *would like* 39(2) **Note**, **99(3a)**

**likeable** 292(3) **Note**

**likely** **96** **Note**, 207(2)

+ to-infinitive 123(6)

**link between/with** **237(2c)**

**linking adverbial** **216**

in front position 49(1b)

**linking verb** **9**

and action verb 209(1b)

US 303(1)

**linking word:** see conjunction, linking adverbial

**liquid measure 196(4)**

**listen**

action 62(7) Note b

*listen to* 233(2)

*listen to* + object + participle 140(1)

**litter:** uncountable 144(4b)

**little**

negative word **17(4)**

quantifier **177(2)**

= small 200(1) Note a

**very little** 212(8a)

**live**

linking verb 9(2)

*live on* 233(2)

*there lives* 50(4)

*live up to* 235(2)

**lively** 207(2)

**lives** (plural noun) 296(2)

**livestock** 156(6)

**living:** *the living* 204(1b)

**'ll** (short form) **71(1)**

**loads of** 177(4A)

**loaf** 144(3b)

*loaves* 296(2)

**location**

adverbial of place **210**

preposition of place **255**

**lock up** 232(2)

**logic:** certainty **95**

**lonely** 207(2)

**long** (adverb) 207(3), **210(4)**

**long** (verb) with to-infinitive 121(1), 126(1)

**long and short forms 55**

**look**

action/state **62(3)**, 62(7) Note b

*looks as if* 50(5c), **253(2) Note**

*lookforward to* 235(1)

*lookforward to* + gerund 132(6)

*have a look* 87(2)

linking verb 9(1), 303(1)

*lookout* 232(3)

*look outfor* 235(2)

*look out over* 235(1)

+ preposition **233(1)**

*look up* 232(3)

*look up to* 235(2)

verb and noun 287(1)

**lose**

*get lost* 107(2)

with/without object 8(2)

passive pattern 110(2)

*lose time* + participle 140(3)

**lot of:** see *a lot of*

**lots of 177(1)**

**loud and loudly 207(4)**

**love**

+ gerund/to-infinitive **121(2)**

+ object + gerund 131(5)

passive 104(6b)

state verb 62(1), **62(4)**

+ object + to-infinitive 122(2d)

verb and noun 287(1)

**machinery:** uncountable 144(4b)

**made of** 236(4)

**magnificent**

*quite magnificent* 212(5c)

not with *very* 212(1a) Note a

**mail** (verb) 287(3)

**main:** position 200(1)

**majority 178(2a) Note b**

agreement 153(2), 156(4)

**make** (noun) 144(3e)

**make** (verb)

clause patterns 9(1), 10(5), 11(1) and *do* **89**

empty verb **87**

+ object + infinitive **127(3a)**

*make out* 232(2)

passive pattern 110(1b)

*make upfor* 235(2)

*make up your mind* 125(2)

**male noun** 285(3e) Note

**man suffix 285(3e) Note b**

nationality word **288(2d)**

**man, men** 296(1)

**man/woman** + noun 145(1c)

**manage** + to-infinitive 121(1)

**management:** group noun 156(4)

**manner 207(2)**, 209(2)

singular/plural **154(1b)**

**manner adverb:** see adverb of manner

**many 177(1)**, **178(7a)**

*very many* 212(8a)

**market** without *the* **168(4)**

**married**

*get married* 107(2)

*married to* 236(4)

**marry** + object 233(4)

**marvellous**

*quite marvellous* 212(5c)

with to-infinitive 123(1), 126(2)

not with *very* 212(1a) Note a

**masculine noun** 285(3e) Note

**mass noun:** see uncountable noun

**masses of** 177(4a)

**mathematics** 154(2)

**matter**

*matter of* + gerund 132(7)

state verb 62(1,5)

*matter with* 237(2k)

**mature:** comparison 218(4b)



- may*  
with *but* **246(1)** **Note b**  
indirect speech **268(3c)**  
permission **94**  
possibility **91**  
expressing wish **19(6c)** **Note**
- may have done** **97(3)**  
**maybe** 97(1a) **Note b**, 214(1)  
**mayn't** **97(1a)** **Note a**  
**me** **184(1)**  
weak form **55(1b)**
- meal** and *eat* **87(2)**  
**meal** without article **169(7)**  
**mean** (adjective) with to-infinitive 123(1, 5), 126(5)
- mean** (verb)  
+ gerund/to-infinitive **121(3f)**  
+ object + gerund 131(5)  
+ noun clause 262(1c)  
passive 104(6b), 109(2)  
state verb **62(4)** **Note a**  
+ object + to-infinitive 122(2b)
- means:** *by/with* **228(5)**  
**means** (noun) 154(3)  
**measles** 154(2)
- measure:** action/state **62(3)**, **104(6b)**  
**measurements** **196**  
+ adjective **199(1)** **Note b**  
+ singular verb **152(3)**
- media** 298(2)  
with *the* 160(5)
- meat:** with/without object 8(3)  
**men** 296(1)
- mention**  
+ gerund 121(1)  
+ object + gerund 131(5)  
+ noun clause 262(1c, 1d)  
verb of reporting 265(2)
- mere:** position 200(1)
- method of** 237(2f)
- mice** 296(1)
- mid position** **208(4)**  
**midday** without article 169(6)
- middle-aged:** *the middle-aged* 204(1b)
- midnight** without article 169(6)
- might**  
in conditionals **257(3b, 4d, 6b)**  
indirect speech **268(3c)**  
permission **94(2)** **Note**  
possibility **97**
- might as well** **97(1e)**  
**might have done** **97(3)**, 257(6b)
- mileage:** spelling 293(2) **Note**
- military:** group noun 156(4)
- million** **191(1)**  
*millions of* **191(3)**
- mind**  
+ gerund **121(1)** **Note d**  
+ object + gerund 131(5)  
+ noun clause 262(1c)
- mine** **174(3)**  
**minority** 156(4), **178(2a)** **Note b**  
**minute:** time of day **195(1)**  
*the minute* (conjunction) **250(5)**
- misrelated participle** **136(2)** **Note**
- miss** with gerund 121(1), 131(5)  
**mistake** (noun) with to-infinitive 126(4)  
**mistake** (verb) with *for* 234(2)  
**mix** with/without object 8(3)  
**mob:** group noun 156(4)
- modal verb**  
summary **90**  
overview **102**  
+ bare infinitive **127(1)**  
in indirect speech **268(3c, 3d)**  
passive **106, 114(2)**  
with performative verb **16(3)**
- modern:** comparison 218(4b)
- modifier** **143(2c)**  
adjective **198(1)**  
adverb of degree **212**  
adverbial **206(3)**  
noun **147**  
clause after a noun **272(2)**  
phrase after a noun **148, 272(2)**  
of number **191(4)**  
of preposition **224(3)**
- molten** **301**
- moment:** *the moment* (conjunction) **250(5)**
- money** **196(1)**  
**money:** uncountable 144(4b)
- month** with/without article **169(3)**  
**monthly** **207(6)**, 211(4)
- months** 296(3) **Note**
- mood:** see subjunctive
- more**  
+ adjective **218, 221(1)**  
+ adverb **219(3)**  
*a lot more* **180(2c)**, 212(8f)  
quantifier **220**  
*more so* **43(5a)**  
*some more* **180(2)**
- moreover** **244(2)**
- most**  
+ adjective **218**  
+ adverb **219(3)**  
in phrase of frequency 211(3)  
and *mostly* **207(5)**  
quantifier **178(2), 220**
- mouse, mice** 296(1)
- mouths** 296(3)
- move:** with/without object 8(3)
- movement:** prepositions **225(2)**
- Mr, Mrs, Miss, Ms** **170(1)**
- much**  
+ comparative **212(2), 221(8)**  
+ gerund 133(1), **138(2c)**  
*much more* 212(8f)  
*not so much ... as* 218(2a) **Note d**  
quantifier **177(1), 178(7a)**, 212(8a)  
*much too* **212(1a)** **Note i**, 212(8) **Note**  
*very much* **212(7d)**, 212(8a)
- mumps** 154(2)
- murmur:** verb of reporting 265(2)
- must**  
certainty **95**  
*must do* and *must be doing* **95(4)**  
indirect speech **268(3d)**, 270(1c)  
necessity **92(1)**  
weak form **55(1b)**

- mustn't 92(4)**  
 indirect speech **268 (3d)**  
 and *needn't 92(4b)*  
 US **303(10)**
- mutter:** verb of reporting **265(2)**
- my 174(3)**
- myself 186**
- mysterious:** *the mysterious* **204(2a)**
- name:** clause pattern **11(1)**
- names**  
 agreement **152(3), 156(5)**  
 subject of gerund **130(2)**  
 months, days without article **169**  
 of people **56(6c), 170**  
 of places and *the* **171**
- narrow**  
 comparison **218(4b)**  
 verb **287(4)**
- nationality word 288**  
 with *a/an* **161 (2)**
- natural** + to-infinitive **123(1)**
- navy:** group noun **156(4)**
- near 225(1), 226(6)**
- nearly 212 (7a)**  
*nearly all/every* **212(8d)**  
 and *near* **207 (5)**
- nearest** and *next* **218(5d)**
- necessary**  
*as/than necessary* **199(5b)**  
 + subjunctive **242(1)**  
 with to-infinitive **123(1), 126(2)**
- necessity 92**  
 in indirect speech **268(3d)**
- need 92(3b)**  
*need for* **237(2g)**  
 + gerund **113(1)**  
 passive **104(6b)**  
 + object + passive participle **140(5)**  
 state verb **62(1)**  
 + to-infinitive **121(3h), 124(1a)**  
 US **303(9)**  
 verb and noun **287(1)**
- needn't 92(3)**  
 in indirect speech **268(3d)**  
 and *mustn't 92(4)*
- needn't have done 93(3c)**
- negative 17**  
 in passive **105(2)**  
 with truth adverb **214(1)**  
 see also *not*
- negative gerund 129(4)**
- negative imperative 19(1)**
- negative infinitive 116(5)**
- negative participle 135(6)**
- negative prefix 284(2)**  
 and comparison **218(4b)** Note  
 after *not* **17(3)** Note **b**  
 with participle **137(2)** Note
- negative question 30**  
 as exclamation **20(3)**
- negative statement 17**
- negative word 17(4)**  
 adverbial in front position **17(6c)**  
 + *any* **179(1c)**
- neglect+** to-infinitive **121(1)**
- neither**  
 in short addition **43(1c)**  
 agreement **153(5)**  
 negative word **17(4)**  
*neither... nor* **245(2)**  
 quantifier **178(4)**
- nervous of** **132(4), 236(2)**
- never 211(1,2)**  
 and *ever* **211(1)** Note **c**  
 negative word **17(4)**  
 with past **303 (6)**
- nevertheless 246(2)**
- new:** *the new* **204(2a)**
- news**  
 + noun clause **262(7)**  
 with singular verb **154(2)**  
 uncountable **144(4a)**
- newspaper headlines:** see headlines
- newspaper** with *the* **160(5)**
- next**  
 indirect speech **267(2)**  
 and *nearest* **218(5d)**  
 with past **65(3a)**  
 with *the* **160(4)**  
 in phrase of time **169(2), 227(2)**  
*next to* **225(1), 226(6d)**  
 + to-infinitive **277**
- nice**  
*nice and* + adjective **202(3a)** Note  
 with to-infinitive **123(1), 126(2, 5)**
- night**  
 with/without article **169(6)**  
 with *at/in* **227(1c)** Note
- no**  
 answering negative question **30(3)**  
 + comparative **212(2, 8f)**  
 + gerund **133(1)**  
 negative word **17(4), 179(2)**  
 and *none* **181(2)**  
 and *not* **17(2c)**  
 quantifier **179(2)**  
 as question tag **34(1)** Note **f**  
 refusing permission **94(1b)** Note, **133(1)**  
 + singular noun **145(2c)** Note
- no good** + gerund **131 (2a)**
- no longer 210(3a)**
- no matter 245(2)**
- no one 189(1a)**  
 negative word **17(4)**
- no sooner... than 250(5)**
- no way 17(6c)**
- nobody:** see *no one*
- noise:** countable/uncountable **144(5d)**
- nominal:** see noun
- nominalization 149**
- non-count noun:** see uncountable noun
- non-defining relative clause:** see non-identifying
- non-finite clause 239(3b), 240(3), 249(4)**
- non-finite verb 59**
- non-gradable adjective**  
 with *quite* **212(5c)**  
 not with *very* **212(1a)** Note **a**

**non-identifying relative clause** 272(4a, 5), 274

**non-restrictive relative clause:** see non-identifying

**none** 178(2b, 2d)

agreement 153(5)

negative word 17(4)

and *neither* 178(4b)

and *no* 181(2)

**noon** without article 169(6) Note

**noplace** 305(3)

**nor**

in short addition 43(1c)

negative word 17(4)

*neither... nor* 245(2)

**normal**

comparison 218(4b)

+ to-infinitive 123(1)

**normally** 211(1, 2)

**not** 17

*not only... but also* 152(4), 244(4)

short form 55(2b)

*not unless* 259(6a) Note

*not very* 212(1a) Note c

weak form 55(1b)

see also negative

**note down** 232(2)

**nothing** 189(1b)

negative word 17(4)

**notice**

*notice you do/doing* 140(1)

+ noun clause 262(1c)

with/without object 8(2)

passive pattern 109(1)

**notify:** verb of reporting 265(2, 3)

**nought** 191(5) Note

**noun**

summary 141

+ adjective 201

without article 162(1), 164, 165, 167

compound 283

+ *ed* 137(4)

+ indirect speech 265(5)

+ *ly* 207(6)

+ noun 147, 283(1)

from other words 285(2,3)

from phrasal verb 231(7)

+ phrase 148, 149(3), 165

with plural form 154

+ preposition 237

+ preposition + gerund 132(7)

+ relative clause 271

+ that-clause 262(7)

+ to-infinitive 124

**noun clause** 260

punctuation 56(3b)

**noun phrase** 143

as adverbial 206(1)

equivalent to clause 149

after noun 148(2)

**noun plural:** see plural noun

**now** 44(5)

indirect speech 267(2)

*now (that)* 251(1)

and *this* 175(4a)

**nowhere** 189(1c)

negative word 17(4)

**n't:** see negative

short form 55(2)

**nuisance**

+ gerund 131(2a)

with to-infinitive 126(4), 131(2a) Note

**number** (singular and plural)

agreement 150

**plural** of nouns 145

**number of** 177(4a)

agreement 153(2)

**number of times** 194

frequency 211(3)

with present perfect 65(5b)

**numbers** 190

in compound 283(5)

after *some* 179(5d)

**numerous** 177(4a)

**obey** + object 233(4)

**object** 5, 8

and adverbial 208(5b)

direct and indirect 10

in front position 49(2)

of phrasal verb 231(3)

without preposition 233(4)

**object**

+ noun clause 262(1c)

passive pattern 109(1)

performative 16(3)

*object to* 233(2)

*object to* + gerund 132(2, 6)

verb of reporting 265(2), 270(2e, 2g)

**object complement** 11(1)

**object pronoun** 184(1)

of phrasal/prepositionalverb 231(4)

**object relative pronoun** 273(3)

**objection to** 237(1) Note a

+ gerund 132(7)

**obligation** 93

**oblige** + object + to-infinitive 122(2b)

**obliged to** 92(1a) Note c

**observe**

*observe you do/doing* 140(1)

+ noun clause 262(1c, 1d)

passive patterns 109

verb of reporting 265(2)

**obvious**

*obvious to* 236(4)

*obvious what to do* 125(2)

**occasionally** 211(1, 2)

**occur**

*there occurred* 50(4)

*occur to* 233(4)

**o'clock** 195(1) Note a

**odd**+ to-infinitive 123(1)

**odds** 154(1a)

**of** 228(3)

*of all* 221(7)

in compound preposition 225(1) Note a

after gerund 133(2)

*of my own* 174(6b)

*nice of you* 126(5)

in nominalization 149

- after noun **160(3)**, 165(2), 170(1) Note b  
after number **191(3) Note**, 193(1b)  
in place name 171  
after place/month 148(2) Note  
and possessive form **146(3,4)**, 149  
+ possessive pronoun **174(5)**  
after quantifier **178(1c, 1d)**, 181(3)  
of-pattern for quantity **144(3)**, **147(6)**  
verb + *about/of* **233(3b)**, **234(5)**  
weak form **55(1b)**  
*of whom/which* **274(4)**, 275(2) Note  
**off** **225(1)**, 228(5b) Note  
in phrasal verb **232(2)**, 232(4)  
**offer**  
passive 108(3)  
+ to-infinitive 121(1), 124(1a)  
verb of reporting 265(2), 270(2b)  
with *to* 10(5)  
**offers**  
answering 29(3a)  
*can* **97(2b)**  
conditional 256(2)  
imperative 19(3), 19(4b)  
intonation 54(2b)  
question 22(2)  
*shall* **71(7)**  
with *some* **179(1d)**  
*will* **16(2)**, **71(6)**  
**often** **211(1,2)**  
**oil** (verb) 287(3)  
**old**  
position 202(1a) Note b  
*the old* 204(1b, 2a)  
**omission**: see leaving out words  
**omit** + to-infinitive 121(1)  
**on**  
= about 228(1), 237(2i)  
and *at*, *in* **226(1)**, **227(1)**  
+ **gerund** **132(8a) Note b**  
*have... on* **85(1) Note c**  
and *onto* **225(2c)**  
in phrasal verb 232(2), 232(4)  
place 225(1), 228(5b) Note  
time **227(1b, 1c)**  
with transport **228(5b)**  
**on account of** 132(8a), 251(3)  
**on behalf of** 228(1)  
**on board** 228(5b) Note  
**on condition that** **259(4) Note a**  
**on the contrary** **246(5) Note**  
**on the other hand** **246(2)**  
**on the phone** 228(5c) Note  
**on the point of** **78(1b)**, 80(3)  
**on/in the way** **229(2c)**  
**on top of** **225(1)**, **226(3)**  
**once** **194(1)**  
conjunction 139(3), **250(1)**, 250(3)  
frequency **211(3)**  
with present perfect **65(5b)**  
**one**  
and *a/an* **163**  
and *body* in compounds **189(1a)**  
*one day* 163(3)  
*one/a hundred* **191(1) Note b**  
after (an)other **181(1) Note c**  
*one ...the other* **186(4c) Note**  
pronoun 178(1e), **185(2)**, **188**  
and *someone* **189(1a) Note c**  
US 304(6)  
**one another** **186(4)**  
**one of** 153(1), 163(2), 178(1c, 1e)  
with superlative 221(7) Note b  
*one of whom/which* 274(4)  
**owes** **188**  
**one's** **185(2b)**  
**oneself** **185(2b)**  
**only** **213(2)**  
*only a few* **177(2a) Note b**  
with *an/the* **160(4)**  
and inversion **17(6c)**  
with a number 191(4)  
*if only* **241(2d)**  
position of adjective 200(1)  
with to-infinitive 277  
**onto** **225(1, 2c)**  
**open** with/without object 8(3)  
**open condition** **256(1)**, **257(2,3)**  
past **257(5)**  
**opinion**  
asking for 34(1) Note e  
present simple 64(2b)  
**opinion of** 237(2h)  
**opportunity**  
*opportunity of* 237(2b)  
+ to-infinitive 124(1b)  
**opposed to** 236(4)  
+ gerund 132(6)  
**opposite** **225(1)**  
and *in front of* **226(7c)**  
**opposition**: group noun 156(4)  
**or**  
in conditional **259(6c)**  
linking word **13**, 152(2), **245**  
with pronoun **184(1c)**  
in question **31**  
*or rather* **216(2)**  
**orchestra**: group noun 156(4)  
**order**  
*with for* 10(5)  
+ noun clause 262(1c)  
performative 16(3)  
verb of reporting 265(2), 270(1a)  
+ object + to-infinitive 122(2a)  
**order of words**: see word order  
**orders**  
*be to* **76(2)**  
imperative **19(2)**  
*must* **95(4)**  
reported **270(1)**  
**ordinal number** **192**  
after cardinal number **143(3h)**  
in date **195(2a)**  
in fraction **193(1a)**  
+ to-infinitive 277  
**ordinary**: *the ordinary* 204(2a)  
**ordinary verb** **60(2)**  
*be, have, do* **83**  
**other** **180(3)**, **181(1) Note c**  
*other than* **189(4) Note b**  
*the other day* 65(3a)

**otherwise** 216(1), 259(6b) **Note**

**ought to**

indirect speech 268(3c)

obligation 93(1)

probability 96

**our, ours** 174(3)

**ourselves** 186

**out**

in phrasal verb 232(2), 232(4)

prefix 284(1)

**out of** 225(1), 228(5b) **Note**

motive 251(3) **Note b**

US 306(1)

**outdoor:** position 200(1)

**outer:** position 200(1)

**outside** 225(1)

**outskirts** 154(1a)

**over**

and *above* 226(2)

= more than 191(4)

in phrasal verb 232(2), 232(4)

place 225(1)

prefix 284(1)

time 227(4d)

**overviews**

*a/an, some* and *the* 166

active and passive verb forms 114

basic uses of articles 160(7)

comparison of adjectives 218(4d)

emphasis 51(5)

future 81

imperative forms 19(7)

inversion 49(4)

uses of *it* 184(4)

modal verbs 102

nationality words 288(3)

structure of noun phrase 143(2d)

*one* and *ones* 188(5)

pronouns and Possessives 187

uses of *so* 43(6)

verb tenses and aspects 69

*who, whom, which* and *that* 273(6)

**owe**

passive 108(3)

state verb 62(1)

with *to* 10(5)

**own**

*my own* 174(6)

passive 104(6b)

state verb 62(1, 5)

*own up to* 235(2)

**ox, oxen** 298(1)

**pack up** 232(2)

**pains** 154(1b)

**paint:** clause patterns 8(2), 11(1)

**painting:** countable/uncountable 144(5d)

**pair noun** 155

**pants:** pair noun 155(4)

**paper**

countable/uncountable 144(5c)

*the paper* 160(5)

**parcel** (verb) 287(3)

**part** 178(6)

**part with** 233(2)

**participate in** 233(2)

**participle**

summary 134

as adjective 203

before noun 137

pattern with *there* 50(3)

see also active participle, passive participle

**participle clause** 134, 136

**participle relative clause** 276

**particle:** see phrasal verb

**particulars** 154(1a)

**partitive of** 144(3), 147(6)

**parts of speech** 3

**party:** group noun 156(4)

**pass**

clause patterns 8(2), 10(5)

*pass out* 232(2)

passive pattern 108(3)

**passive** 103

overview of forms 114

**passive gerund** 112, 114(3), 132(8a) **Note c**

**passive infinitive** 112, 114(3)

in relative clause 277 **Note a**

**passive participle** 105(1), 135(1,3)

action/state 105(4)

with adverb of degree 212(7b)

after *get* 107

irregular 300

before noun 137

formed from phrasal verb 231(7)

in relative clause 276(2)

**past**

clock time 195(1)

place 225(1)

**past continuous** 66

in conditionals 257(4d)

passive 105(1c)

**past form** 58

irregular 300

of modal verb 91(3)

pronunciation 291(2)

spelling 65(1) **Note a**

**past participle** 135(1, 3)

irregular 300, 301

before noun 137(3)

in present perfect 65(1)

pronunciation 291(2)

spelling 65(1) **Note a**

**past perfect** 68

in conditionals 257(6)

and *had it done* 111(2) **Note a**

in indirect speech 268(3b)

inversion 258(3)

passive 105(1b)

and past perfect continuous 68(5a)

and past simple 68(3)

unreal past 241(3a)

after *wish2il(2c)*

**past perfect continuous** 68

and past continuous 68(5b)

and past perfect 68(5a)

**past progressive:** see past continuous

**past simple 65**in conditionals **257(4, 5)**irregular **300**passive **105(1a)**and past continuous **66(2)**and past perfect **68(3)**and present perfect **65(4)**unreal present **241 (3a)**US **303(6)****past subjunctive 242(3)****past tense**in indirect speech **268**sequence of tenses **241**past simple **65****paths 296(3)****pay:** uncountable noun **144 (4b)****pay (verb)**and *payfor* **233(1) Note b***payfor* + gerund **132(2, 5a)**passive pattern **108(3)**with *to* **10(5)**+ to-infinitive **132(5a)****peaceful:** comparison **218(4b)****pennies** and **pence 296(5)****people 296(1) Note b**with plural verb **156(6)**and *they* **185(4)****per 172(1) Note***per cent* **193(3)****perception:** see verb of perception**perfect 61(3)**with modal verb **91(4), 95(3), 97(1c), 97(3), 106(2)**passive **105(1b), 106(2), 114(1)**

see also present perfect etc

**perfect**position **200(3)***quite perfect* **212(5c)**+ to-infinitive **123(1)**not with *very* **212(1a) Note a****perfect gerund 129**passive **112****perfect infinitive 116(1)**passive **112****perfect participle 135(1, 5)**in clause of time **139(1d)****performative verb 16(3)****period (full stop) 56(1)****permission 22(2), 94****permission:** uncountable **144(4b)****permit**+ gerund **121(1) Note f**stress **287(2)**+ object + to-infinitive **122(2b)****person:** suffix **285(3e) Note b****personal pronoun 184**before gerund **130(2)**+ relative clause **272(2) Note**and relative pronoun **272(7)****persons 296(1) Note b****persuade**verb of reporting **265(3)**+ object + to-infinitive **122(2a)****phenomena 298(2)****phone (noun)** after preposition **228(5c)****phone (verb)***phone back* **232(2)**+ object **233(3c) Note****phonetic symbols:** page ix**phrasal-prepositional verb 235**passive **105(3)****phrasal verb 230**passive **105(3), 231(5)**and prepositional verb **231 (4)****phrase 4**after adjective **201(1)**after noun **148, 149(3), 165**after pronoun **184(1e) Note d**as subject **152(6)****phrase of time 210(1)**and articles **169****physics 154(2)****pick**with *for* **10(5)***pick out* **232(2)****piece of** **144(3b, 4a)****pincers 155(4)****pity (noun)**countable **144(5e)***pityfor* **231(1)****pity:** state verb **62(1)****place: preposition 225****place adverbial 210**

see also adverbial of place

**place names and the 171****plan with** to-infinitive **78(3), 121(1), 124(1a), 126(4)****play with/without** object **8(2)****pleasant**comparison **218(4b)**+ to-infinitive **123(1)****pleased**+ noun clause **262 (6a)**position **200(2)**+ preposition **236(2) Note a**+ preposition + gerund **132(4), 132(5b) Note d**+ to-infinitive **123(5), 132(5b) Note d****pleasing:** comparison **218(4b)****pleasure**countable **144(5e)***pleasure in* **237(1)**+ preposition + gerund **132(7)****plenty 180(1)****pliers 155(4)****plural name 171(1)****plural noun**after fraction **193(1c)**generalization **162(1)**irregular **295**pronunciation, spelling **290**regular **145**with/without *the* **165****plural or singular verb 150****plus:** conjunction **244(2) Note****pm (time) 195(1) Note a, c****pocket (verb) 287(3)**

**point**

- point...* at 234(2)
- point at/to* 233(2)
- + preposition + gerund 132(7)
- point out* 232(2), 262(1c, 1d), 265(2)

**police**

- with plural verb **156(6)**
- the police* 160(5)

**polite**

- comparison 218(4b)
- polite to* 236(3)
- with to-infinitive 123(1), 126(5)

**politics** 154(2)

**pollution:** uncountable 144(4b)

**poor**

- position **200(3)**
- the poor* 204(1b)

**population:** group noun 156(4)

**popular with** 236(4)

**position of adjectives** 200-2

**position of adverbials** 208

**possess:** state verb 62(1, 5)

**possessive form of noun** 146

- as determiner **143(3d)**, 165(2) Note
- before gerund **130(2)**
- pronunciation **290(4)**
- expressing time and place **146(5)**

**Possessives** 174

- each/one another's* **186(4)**
- else's* **189(4) Note a**
- one's* **185(2b)**
- someone's* etc **189(3)**

**possibility** 97

- if-clause **257(4c)**

**possibility** 97(1a) Note b

- possibility of* 132(7), 237(2b)

**possible** 97(1a) Note b

- as possible* 199(5b)
- position **201(2) Note b**
- + to-infinitive 123(1), 123(2) Note

**post** (noun): *the post* 160(5)

**post** (verb) with *to* 10(5)

**postpone** + gerund 121(1)

**potatoes** 290(2)

**poultry** 156(6)

**pound** **196(1)**, 297 Note a

**pour** with/without object 8(3)

**practise**

- + gerund 121(1)
- with/without object 8(2)
- and *practice* **308(5)**

**praise... for** 234(2)

**pray:** verb of reporting 265(2)

**predicative adjective** **199(2, 4)**, **200(2)**

- comparison 218(3)
- order **202(3)**

**predict**

- + noun clause 262(1c)
- performative 16(3)
- verb of reporting 265(2)

**prediction**

- be going to* **72(1)**, **74(1)**
- could* **97(2d)**
- I predict* 16(3)
- may/might* **97(1a)**, 97(2d)
- , **74(1)**, 95(1)

**prefer**

- clause pattern 11(1)
- with gerund 121(1), 131(5), 132(6)
- + noun clause 262(1c)
- state verb 62(1, 5)
- prefer...* to 132(6), 234(2)
- with to-infinitive 121(2), 122(2d)

**preferable**

- + subjunctive 242(1)
- preferable to* **221(1) Note**

**preference:** see *prefer*, *would prefer*, *would rather*

**preference for** 237(2g)

**prefix** 284

- hyphen **56(5d)**

**premises** 154(1a)

**preparations** + to-infinitive 124(1a)

**prepare**

- prepare for* 126(1), 233(2)
- with to-infinitive 121(1), 126(1)

**prepared**

- prepared for* 236(4)
- + to-infinitive 123(5)

**preposition**

- summary **223**
- after adjective/noun/verb **230**
- + gerund **132**
- after infinitive **117(2)**
- modified **224(3)**
- in passive **105(3)**, 234(1)
- + personal or reflexive pronoun **186(2b)**
- in question **25(3)**, 26(3)
- + question word + to-infinitive **125(2)**
- in relative clause **273(4)**, **274(3)**
- + wh-clause **262(5)**
- + whose **275(3)**

**prepositional adverb (particle):** see phrasal verb

**prepositional phrase** **224(2)**

- after adjective **201(2)**
- idiomatic **229**
- manner **209(2)**
- after noun **148(2)**
- as subject **208(3) Note**
- truth adverbial **214(2)**

**prepositional verb** **231(2)**, **233**

- + gerund **132(2)**
- passive **105(3)**, **231(5)**
- and phrasal verb **231(4)**

**present** (adjective)

- present at* 236(4)
- position **200(3)**, **201(2)**

**present** (verb) with preposition **234(3)**

**present continuous** **64**

- in conditionals 257(2b) Note, **257(3b, 3c)**
- future meaning **73(1)**, **74**
- passive **105(1c)**
- performative verbs **16(3) Note c**

**present perfect** **65**

- in conditionals 257(3b)
- passive **105(1b)**
- and past simple **65(4)**
- and present perfect continuous **67(2)**
- US **303(6)**

**present perfect continuous 67****present progressive:** see present continuous**present simple 64**

agreement 151(2)

in conditions 257(2, 3)

future meaning 73(1), 77

passive 105(1a)

performative verbs 16(3)

in sub clause 77

**present tense narrative 64(2e)****press**

group noun 156(4)

*the press* 160(5)**presume**

+ noun clause 262(1c)

passive patterns 109

*presume so/not* 43(3)

+ object + to-infinitive 122(2c)

**pretend**

+ noun clause 262(1c)

+ to-infinitive 121(1)

**pretty**

adverb 212(1a)

comparison 218(4b)

**prevent***prevent.. from* 132(3), 234(2)

with gerund 131(5), 132(3), 234(2)

negative meaning 17(4) **Note a****previous 169(8), 227(2b)**

indirect speech 267(2)

**price of 237(1)****principal:** position 200(1)**prison** without *the* 168**privileged:** *the privileged* 204(1b)**pro-form** (replacing words) 36**probability:** *should, ought to* 96**probably 214(1)**with *will* 74(1)**problem**

with gerund 131(2b, 2c), 132(7)

*problem in/of* 132(7)**produce:** stress 287(2)**progress**

uncountable noun 144(4b)

stress 287(2)

**progressive:** see continuous**prohibition 94(1b)****promise**

+ noun clause 262(1c, 1d)

passive pattern 108(3), 109(1)

performative 16(3)

verb of reporting 265(2), 270(2b, 2g, 2h)

with *to* 10(5)

+ to-infinitive 121(1), 124(1a)

verb and noun 287(1)

**promises***I promise* 16(3)*shall* 71(8)*will* 71(6)**pronoun**

summary 183

after *as/than* 221(5)

demonstrative 175

after *give* 10(4)

possessive 174

patterns with quantifiers 178(1d, 1g)

quantifier as pronoun 181

+ relative clause 272(2) **Note, 273(5) Note****pronunciation of endings 289****proof:** uncountable 144(4b)**prop word one 188****proper noun:** see name**property:** countable/uncountable 144(5c)**proposal** + to-infinitive 124(1a)**propose**

+ gerund/to-infinitive 121(2)

+ noun clause 262(1c, 1d)

+ passive clause 112(2c) **Note**

passive patterns 109(1,3)

performative 16(3)

verb of reporting 265(2)

+ subjunctive 242(1)

*prospect of* + gerund 132(7)**protest**

+ noun clause 262(1c, 1d)

performative 16(3)

+ preposition 306(4)

stress 287(2)

**proof**

+ noun clause 262(6a)

*proof of* 236(2)

+ to-infinitive 123(5)

**prove**

clause patterns 9(1), 11(1)

*it proved* 50(5c)

+ noun clause 262(1c, 1d)

passive patterns 109

*there proved* 50(4)

+ to-infinitive 120(2)

**proven 301****provide.. for/with 234(3)****provided/providing 259(4)****public:** group noun 156(4)**publicly** 292(5) **Note****pull**

clause pattern 11(1)

*pull down* 232(2)*pull off* 232(2)*pull up* 232(3)**pump up 232(2)****punctuation 56****punish..for** + gerund 132(3), 234(2)**purpose 252**with *for* 126(6), 252(3)

noun + noun 147(6)

possessive form 146(4a)

with to-infinitive 119(1)

**purpose in/of** + gerund 132(7)**push:** clause pattern 11(1)**put**

clause pattern 11(2)

*put off* 121(1), 232(1b, 2)*put on* 232(2)*put out* 232(2)*put up* 232(3)*put up with* 132(2), 235(2)**puzzled/ing 203****pyjamas 155(4)**



**qualifier** (phrase/clause after noun) **148**,  
**272(2)**

**quantifier**

summary **176**

overview **182**

comparison **220**

after determiner **143(3c)**

modified **212(8)**

patterns **178(1)**

+ relative clause **273(5)** Note

**quarter** **193(1)**, **195(1)**

**question** **21**

intonation **54(2b)**

passive **105(2)**

reporting **269**

short question **38(3)**

**question about/of + gerund** **132(7)**

**question mark** **56(1)**

**question phrase** **28**

**question tag** **34**

after imperative **19(4)**

after short answer **29(2f)**

US **303(4)**

**question word**

overview **27**

details **25**, **26**

modified **26(6)**

with preposition **25(3)**

as subject/object **25(1, 2)**, **269(2)** Note a

+ to-infinitive **125**

see also wh-clause

**quick**

and *quickly* **207(4)**

+ to-infinitive **123(5)** Note c

**quit** + gerund **121(1)**

**quite**

with *a/an* **212(4)**

meanings **212(5c)**

+ quantifier **212(8b, 8c)**

and *rather* **212(5b)**

stress **212(5a)**

with verb **212(7a)**

**quotation marks** **56(4)**

**radio** **160(5)** Note

**rain**: uncountable noun **144(4b)**

**raise** and *rise* **8(3)** Note

**rare** + to-infinitive **123(1)**

**rarely** **211(1,2)**

negative word **17(4)**

**rather**

with *a/an* **212(4)** Note a

+ comparative **212(2)**

or *rather* **216(2)**

+ quantifier **212(8b)**

and *quite* **212(5b)**

+ *too* **212(1a)** Note i, **212(8)** Note

with verb **212(7a)**

**rather than**

+ adjective **218(2a)** Note d

+ infinitive **127(2)**

negative meaning **17(3)** Note a

**reach** + object **233(4)**

**reaction to** **237(2h)**

**read**

clause patterns **8(2)**, **10(5)**

*read out* **232(2)**

*read over* **232(2)**

verb of reporting **265(2)**

**ready**

and *due* **113(2b)** Note

*readyfor* **126(2)**, **236(4)**

*readyfor* + gerund **132(4, 5a)**

with to-infinitive **123(5)**, **126(2)**, **132(5a)**

**real**

adverb **212(1a)** Note d

comparison **218(4a)**

position **200(3)**

**really** **212(1a, 7a)**

emphatic **51(2a)** Note

repeated **51(1b)** Note

**reason** **251**

participle clause **139(4)**

**reason**

*reason for* **237(2f)**

*reasonfor* + gerund **132(7)**

*reason that/why* **279**

**reassurance**: verb of reporting **265(2, 3)**

**rebel**: stress **287(2)**

**recent**: comparison **218(4b)**

**recently** with present perfect/past **65(5a)**

**reciprocal pronoun** **186(4)**

**recognize** + noun clause **262(1c)**

**recommend**

+ noun clause **262(1c, 1d)**

passive pattern **109(1)**

performative **16(3)**

verb of reporting **265(2)**, **270(2c)**

+ subjunctive **242(1)**

with to-infinitive **121(1)** Note f, **122(2a)**

**record**

verb of reporting **265(2)**

stress **287(2)**

**reduced clause**: see abbreviated clause

**reduction in/of** **237(2e)**

*refer to* **233(2)**

**reflexive pronoun** **186(1, 2)**

**refrain from** **233(2)**

**refund**: stress **287(2)**

**refusal**

*won't* **71(5)**, **257(3d)**

*wouldn't* **80(2)**

**refusal** + to-infinitive **124(1a)**

**refuse**

passive pattern **108(3)**

performative **16(3)**

verb of reporting **265(2)**, **270(2b)**

+ to-infinitive **121(1)**

**regard**

*regard ...as* **122(2c)** Note c, **234(1)**

*regardfor* **237(2h)**

**regret**: *ifonly* **241(2d)**

**regret**

+ gerund/to-infinitive **121(3b)**

+ noun clause **262(1)**

passive pattern **109(1)**

**regular and irregular verbs** **299**

**related to** **236(4)**

**relationship between/with** 237(2c)

**relative adverb** 51(4b) Note e, 279

**relative clause**

summary 271

after superlative 221 (7)

pattern with *there* 50(3)

**relax**: not reflexive 186(2d)

**relaxed/ing** 203

**relief**: countable 144(5e)

**reluctance** + to-infinitive 124(1a)

**reluctant** with to-infinitive 123(5), 126(2)

**rely on** 233(2)

+ gerund 132(2), 233(2)

**remain**

linking verb 9(1)

*there remains* 50(4)

**remains** (noun) 154(1a)

**remark**

+ noun clause 262(1c, 1d)

verb of reporting 265 (2)

**remember**

*remember ...as* 234(2)

+ object + gerund 131(5)

+ gerund/to-infinitive 121 (3a)

+ noun clause 262(1c)

+ object 233(4)

not reflexive 186(2d)

*remember what to do* 125(2)

**remind**

*remind... about/of* 234(5a) Note b

*remind ...of* + gerund 132(3),

132(5b)Note b

verb of reporting 265(2, 3), 270(2c, 2h)

+ object + to-infinitive 122(2a),

132(5b)Note b

**reminders**: imperative 19(3, 4b)

**repeat**: verb of reporting 265(2)

**repeating words**

for emphasis 37(2), 51 (1b) Note

in speech 53(1a)

**replace... with** 234(2)

**replacing words** 36

**reply**

+ noun clause 262(1c)

verb of reporting 265(2)

**reply question** (echo tag) 35(2)

**report**

*report about/on* 233(3a) Note b, 237(2i),  
262(5) Note

+ noun clause 262(1c, 1d)

passive patterns 109

verb of reporting 265(2)

+ object + to-infinitive 122 (2c)

**reported speech** 263

**reporting orders** 270

**reporting questions** 269

**republican** names 171(1)

**request** (noun)

*requestfor* 237 (2g)

+ to-infinitive 124(1a)

**request (verb)**

+ noun clause 262(1c)

passive pattern 109(1)

performative 16(3)

+ object 233(4)

verb of reporting 265(2)

+ subjunctive 242(1)

+ object + to-infinitive 122(2a)

**requests**

*can* 22(2), 97(2b)

conditional 256(2)

*could* 97 (2b)

*I request* 16(3)

intonation 54 (2b)

*might* 97(1d)

reported 270(1)

with *some* 179(1d)

*will* 71(6), 99(2), 257(3d)

*would* 99 (2), 257 (4e)

**require**

+ gerund 113(1)

+ that-clause 122 (2b) Note a

+ object + to-infinitive 122(2b)

**required to** 92(1a) Note c

**research** (noun)

*research into* 237(2j), 262(5) Note

uncountable 144(4b)

**research** (verb): *research into* 233(2)

**resemble**

+ object 233(4)

not passive 104(6b)

state verb 62(1)

**resent with gerund** 121(1), 131(5)

**reserve with for** 10(5)

**resigned to** + gerund 132(6)

**resist with gerund** 121(1), 131(5)

**resort to** 233(2)

+ gerund 132(2, 6)

**respect for** 237 (2h)

**response question** (echo tag) 35(2)

**responsible**

*responsiblefor* 132(4), 236(4)

position 201(2)

**rest**

and *have a rest* 87(2)

not reflexive 186(2d)

verb and noun 287(1)

**restrictive relative clause**: see identifying

**result** 247

participle 139(5)

to-infinitive 119(2)

**result**

*resultfrom/in* 233(2) Note f

*there resulted* 50(4)

**resume** + gerund 121(1)

**reveal**

+ noun clause 262(1c, 1d)

passive patterns 109

+ object + to-infinitive 122(2c)

**revise for** 233 (2)

**rhetorical question** 22(3)

**rice**: uncountable 144(4b)

**rich**: *the rich* 204(1b)

**riches** 154(1a)

**ride**: verb and noun 87(2), 287(1)

**ridiculous**: *quite ridiculous* 212(5c)

**right**

+ comparison 218(4a)

+ preposition 212(6)

*quite right* 212(5c)

and *rightly* 207 (4) Note b

+ to-infinitive 123(5)

**ring**

*ring back* 232(2)  
 with/without object 8(3), 233(3c) Note  
*ring off* 232(2)  
*ring true* 9(1)  
*ring up* 232(1a) Note

**rise**

*rise in/of* 237(2e)  
 and *raise* **8(3) Note**

*risk* with gerund 121(1), 131(5)

*rob and steal* **234(3)**

*roofs* 296(2) Note

*roll* with/without object 8(3)

*room for* 237(1)

*round* **225(1)**

US 306(1)

*rub out* 232(2)

*rubbish*: uncountable 144(4b)

*rude* with to-infinitive 123(1), 126(5)

**run**

+ complement 9(1)  
 and *have a run* 87(2)  
*run into* 233(2)  
 with/without object 8(1)  
*run out* 232(2)  
*run out of* 235(2)  
*run over* 232(3)  
 + participle 138(1)  
 verb and noun 287(1)

's (possessive) **146**

see also possessive form of noun

's (short form) **55 (2b) Note a**

**s-form 58**

agreement **151(2)**  
 pronunciation **290(3)**  
 spelling **64(1) Note b**

**s-plural**: see plural noun

*sad*+ to-infinitive 123(5)

**safe**

comparison 218(4a)  
*safe from* 236(2)  
 with to-infinitive 123(1), 126(2)

*safes* 296(2) Note

*sail* with/without object 8(3)

*saleable* 292(3) Note

*salmon*: plural 297

**same**

*the same as* **221(1)**, 236(4)  
*the same* replacing words **43 (5b)**  
 with *the* **160(4)**, **200(1) Note**, 221(1) Note  
*in the same way* **216(2)**

**satisfaction with** + gerund 132(7)

**satisfied**

+ to-infinitive 132(5a)  
*satisfied with* 236(2)  
*satisfied with*+ gerund 132(4, 5a)

**save**

with *for* 10(5)  
*save... from* 234(2)  
 with gerund 121(1), 131(5)

*savings* 154(1b)

**say**

passive patterns 109  
 verb of reporting **266**

*say so/not* 43(3b, 3c)

+ *that* **264 (2a)**

+ to-infinitive **270(1a) Note c**

*scales* 155(4)

*scarcely* 212(7a)

negative word **17(4)**

*scared of* 236(2)

*scarfs/scarves* 296(2) Note

*scenery*: uncountable 144(4b)

**scheme**

*scheme for* 237(2f)

+ to-infinitive 124(1b)

**school**

group noun 156(4)

without *the* **168**

*scissors* 155(4)

*Scot, Scottish* **288 (2d) Note b**

*scream*: verb of reporting 265(2)

*sea* without *the* **168(4)**

**search**

and *search for* **233(4) Note c**

verb and noun 287(1)

*seaside* with *the* 160(5), 168(4)

*season* with/without article **169(2)**

*seat* and *sit* 87(2)

**see**

*see about* 233(2)

action/state **62(7) Note a**

and *can see* **62(7)**

*see you do/doing it* **140(1)**

+ noun clause 262(1)

without object 8(2)

*see off* 232(2)

passive patterns 109, **110**

*see to* 233(2)

**seeing (that)** **251(1)**

**seek**

+ object 233(4)

+ to-infinitive 121(1)

**seem**

*seem as if* 50(5c)

*it seems* + clause **50(5c)**

linking verb 9(1)

not passive 104(6b)

*it seems so/not* 43(3b-3d)

state verb 62(1, 5)

*there seems* 50(4) Note

+ to-infinitive **120(2)**

+ to-infinitive or complement **9(1) Note a**, **303(1)**

**seldom** 211(1,2)

negative word **17(4)**

**self, selves** **186**

**sell**

*sell off* 232(2)

passive 108(3)

with *to* 10(5)

**semi-colon** **56 (2a)**

**send**

*send away/off for* 235(2)

clause patterns **10**, 11(1)

*send for* 233(2)

passive 108(3)

**senses**: see verb of perception

**sensible** with to-infinitive 123(1, 5), 126(5)

- sentence 2(3)**  
**sentence adverb 214-216**  
**sentence relative 278**  
**sentence types 15**  
*separate* with/without object 8(3)  
**sequence of tenses 241**  
*series* 154(3)  
*serious about* 236(4)  
**set**  
   *set off* 232(2)  
   *set up* 232(1b)  
**set to 78(1b) Note**  
*several* 177(4b), 182  
   *several times* 211(3) **Note**  
**sex:** see gender  
*shake* with/without object 8(3)  
**shall**  
   future 71  
   indirect speech 268(3c) **Note b**  
   in tag 34(6)  
   US 303(8)  
   weak form 55(1b)  
*shame:* countable 144(5e)  
*shan't* 71(2) **Note**  
**share**  
   *share out* 232(2)  
   *share...* with 234(2)  
**shave**  
   *get shaved* 107(2)  
   not reflexive 186(2e)  
**she 184(1, 3)**  
   with short form 55(2b)  
   weak form 55(1b)  
*sheep:* plural 297  
*sheer:* position 200(1)  
*sheet of* 144(3b)  
*shelf, shelves* 296(2)  
*shine* with/without object 8(3)  
*shingles* 154(2)  
*ship* (verb) 287(3)  
*shocked at/by* 236(2)  
**shopping**  
   *do the/go shopping* 138(2)  
   uncountable 144(4b)  
**short additions 43(1)**  
**short answers 29(2, 4)**  
   with *so* 43(4)  
**short form 55**  
*short of* 236(4)  
**short question 38(3)**  
*shorts* 155(4)  
**should**  
   in condition 258(1), 258(3)  
   after *in case* 259(7)  
   indirect speech 268(3c)  
   obligation 93(1)  
   probability 96  
   instead of subjunctive 242(2)  
   US 303(8)  
   weak form 55(1b)  
   *I would/should* 99(4)  
**shout**  
   *shout at/to* 233(3c) **Note c**  
   *shout out* 232(2)  
   verb of reporting 265(2)
- show**  
   + noun clause 262(1c, 1d)  
   passive patterns 108(3), 109  
   with *to* 10(5)  
   + object + to-infinitive 122(2c)  
   *show you what to do* 125(2)  
*shower* and *have a shower* 87(2)  
**shrunk 301**  
*shut* with/without object 8(3)  
*shyly* 294(1) **Note b**  
**sick**  
   position 305(1) **Note**  
   *the sick* 204(1b)  
**side of 147(5f) Note b**  
*sightseeing:* uncountable 144(4b)  
**silly**  
   comparison 218(4b)  
   with to-infinitive 123(1, 5), 126(2, 5)  
**similar to 221(1) Note, 236(4)**  
*simple:* comparison 218(4b)  
**simple gerund 129**  
**simple infinitive 116(1)**  
**simple passive participle 135(4)**  
**simple past:** see past simple  
**simple present:** see present simple  
**simple sentence 7**  
**since**  
   conjunction of reason 251(1)  
   conjunction of time 250(1)  
   and/or 227(5)  
   + gerund 132(8a)  
   with present perfect/past 65(5d)  
   *since when* 25(3) **Note b**  
*sincere:* comparison 218(4b)  
*sing* with/without object 8(2)  
*single: every single* 178(5b) **Note b**  
**singular and plural:** agreement 150  
**singular noun**  
   without article 167  
   in compound 147(4), 155(2) **Note, 283(3), 304(2)**  
   in generalization 162(2, 3)  
   ending in *s* 154(3)  
**sit**  
   + adverbial 9(2)  
   *sit down* 186(2d)  
   and *have a seat* 87(2)  
   + participle 138(1)  
   *there sits* 50(4)  
*skill at* 237(2j)  
*sleep:* verb and noun 87(2, 4), 287(1)  
*slice of* 144(3b)  
*slide* with/without object 8(3)  
*slightly* 212(1a) **Note f, 212(7c)**  
   + comparative 212(2)  
**slow**  
   and *slowly* 207(4)  
   + to-infinitive 123(5) **Note c**  
*slow down* 232(2)  
*slyly* 294(1) **Note b**  
*smash* with/without object 8(3)  
**smell**  
   action/state 62(3)  
   and *can smell* 62(7)  
   linking verb 9(1)  
   + object + participle 140(1)

**smile**

- and *give a smile* 87(2)
- verb of reporting 265(2)
- verb and noun 287(1)

**smooth** (verb) 287(4)

**snap**: verb of reporting 265(2)

**so**

- overview **43(6)**
- + adjective **212(4)**, 221(3)
- so as to* **252(1)**
- so far/long* **210(4b)**
- so far* with present perfect 65(2)
- so long as* **259(4)**
- so many/much* **177(1b)**, 212(8a)
- and *such* **212(4)**
- so that* **252(2)**
- so... that* **247(3)**

**society**: group noun 156(4)

**soften** with/without object 8(3)

**sole**: position 200(1)

**solution to** 237(2f)

**some 179**

- agreement 153(3)
- and articles **164**, **166**
- in compound **179(1f)**
- in phrase of frequency 211(3)
- + gerund **133(1)**, **138(2c)**
- some more* **180(2)**
- and *one*, *it*, *they* **188(4)**
- some people* and *someone* **189(5)** **Note**
- + singular noun **179(5)**
- some things* and *something* **189(5)** **Note**
- weak form **179(3)**

**somebody** **189 (1a)**

agreement **189(5)**

**someone** **189 (1a)**

agreement **189(5)**

+ relative clause **272(2)** **Note**

**someplace** **305 (3)**

**something** **189(1b)**

or *something* **53(1c)**

**sometimes** 211(1, 2)

**somewhat** **212(1a)** **Note f**, 212(7c)

+ comparative 212(1a) **Note f**, 212(2)

**somewhere** **189(1c)**

**soon**: comparative **219(1)** **Note**

**sorry**

- + noun clause 262 (6a)
- + preposition **236(2)** **Note c**
- + preposition + gerund **132(5b)** **Note h**
- + to-infinitive 123(5), **132(5b)** **Note h**

**sort of** 144(3e)

in speech **53(1c)**

*what sort of* **28(1)**

**sort out** 232(2)

**sound**

- clause patterns 8(3), 9(1)
- verb and noun 287(1)

**spacecraft**: plural 297

**spare**: clause pattern 10(5)

**speak**

- and *can speak* 98(1) **Note a**
- with/without object 8(2)
- speak out* 232(2)
- verb of reporting **265(2)** **Note**

**special styles** **45**

**species** 154(3)

**spectacles** 155(4)

**sped/speeded** **300** **Note m**

**spelling in US** **308**

**spelling of endings** **289**

**spend**

- passive pattern 110(2)
- spend... on* 234(1)
- spend time doing* 140(3)

**split infinitive** **117(1)** **Note**

**split... into** 234(2)

**spoken English** **53**

**sport**: countable/uncountable **144(5d)**

**spread** with/without object 8(3)

**staff**: group noun 156(4)

**stand**

- + adverbial 9(2)
- and *be* **84(4)**
- can't stand* **121(1)** **Note a**
- stand for* 233(2)
- with/without object 8(3)
- stand out* 232(2)
- + participle **138(1)**
- there stands* 50(4)
- stand up* 186(2d)
- stand up for/to* 235(2)

**start**

- get started* 107(2)
- + gerund/to-infinitive 121(2)
- with/without object 8(2, 3)
- start off* 232(2)
- + object + participle 140(2)

**state**

- + noun clause 262(1c, 1d)
- passive pattern 109(1)
- verb of reporting 265(2)

**state verb** **62**

passive **104(6b)**

**statement** **16**

**statistics** 154(2)

**stay**: linking verb 9

**steal** and **rob** **243 (3)**

**step up** 232(2)

**stick of** 144 (3b)

**stick to** 233 (2)

**still**

- = but **246(2)** **Note**
- manner 207(3)
- with present perfect 65(2)
- time **210(2b)**

**stimuli** 298(3)

**stone**: countable/uncountable **144(5a)**

**stop**

- stop... from* 132(3), 234(2)
- with gerund **121(3e)**, 131(5), 132(3)
- negative meaning **17(4)** **Note a**
- with/without object 8(3)
- with to-infinitive **121 (3e)**

**straight**: adverb 207(3)

**strange** + to-infinitive 123(1)

**street names** **171 (2f)**

**strengthen** with/without object 8(3)

**stress** **54(1)**

compound noun **147(3, 5)**

emphatic **51(1)**

on modal verb **91 (1)** **Note b**

- with phrasal/prepositional verb **231** (4c)
- with *quite* **212(5a)**
- word both verb and noun **287(2)**
- strike...** *as* 234(2)
- + gerund 132(3)
- strip off** 232(2)
- strong:** *the strong* 204 (1b)
- strong and weak forms** **55**
- student of** 237(2j)
- study** with/without object 8(2)
- stuff**
- in speech **53(1c)**
- uncountable 144(4b)
- stupid**
- comparison 218(4b)
- with to-infinitive 123(1), 126(2, 5)
- stupidly** 215(2)
- style:** special styles **45**
- sub clause** **239(2), 240**
- of future time **77**
- tenses **241**
- subject 5**
- agreement with object **157**
- agreement with verb **150**
- of co-ordinate clause 239(1a)
- of gerund **130(2)**
- of imperative **19(5)**
- leaving out 42(1)
- linking with previous text **47(2), 48**
- of participle **136(2)**
- prepositional phrase **208(3) Note**
- question word **25(2)**
- and verb 6(2), 12(2)
- subject complement** **9(1), 11 (1)**
- US 303(1)
- subject pronoun** **184(1)**
- subject relative pronoun** **273(2)**
- subjunctive** **242**
- US **303(12)**
- were* in if-clause 258(2)
- expressing wish **19(6c) Note**
- subordinate clause:** see sub clause
- substitute for** 237 (2c)
- substitution** **36**
- succeed in** 233(2)
- + gerund 132(2)
- success**
- success in* + gerund 132(7)
- + preposition **237(2j) Note**
- successful in** 236(4)
- + gerund 132(4)
- such** **212(4)**
- such a lot* 212(8b)
- such... that* **247(3)**
- suffer from** 233(2)
- suffix** **285**
- suggest**
- + finite clause **122(2a) Note b**
- + gerund 121(1)
- and *make a suggestion* 87(2)
- + noun clause 262(1c, 1d)
- + passive clause **112(2c) Note**
- passive pattern 109(1)
- performative 16(3)
- verb of reporting 265(2), **270(2d)**, 270(2g)
- + subjunctive 242(1)
- suggestions**
- answering 29 (2a)
- asking for **71(7)**
- can* 16(2), **97(2a)**
- conditional 256(2)
- could* **97(2a)**
- imperative **19(3)**
- intonation 54 (2b)
- let's* **19(6a)**
- shall* **22(2)**, 71(7)
- what/how about* **28(2)**
- with *why* **30(1c)**
- suit**
- + object 233(4)
- not passive 104(6b)
- sum up** 232 (2)
- sunken** **301**
- sunrise with/without article** **169(6)**
- superior to** 221(1) Note, 236(4)
- superlative**
- of adjective **218**
- of adverb **219**
- after *among* 225(3b)
- modified **212(3)**
- patterns **221(7)**
- adjective with *the* **160(4)**
- + to-infinitive **277**
- supernatural:** *the supernatural* 204 (2a)
- supply** with preposition **234(3) Note**
- suppose**
- conditional 241(3), 259(5)
- + noun clause 262(1b, 1c)
- passive patterns 109
- + present/past **241 (3)**
- verb of reporting 265 (2)
- suppose so* 43(3)
- + subjunctive **242(3)**
- + object + to-infinitive 122(2c)
- supposed to** **92(3)**
- supposing** **241(3)**, 259(5)
- sure**
- Are you sure?* 43(3b)
- be sure to* **78(2) Note, 95(1) Note b**
- comparison 218(4a)
- + noun clause 262(6), 265(5)
- sure of* 236(4), 262(5) Note
- quite sure* 212(5c)
- sure what to do* 125(2)
- + *will* 74(1)
- surprise**
- echo tag 35(2) Note b
- negative question **30(1a)**
- surprise at+** gerund 132(7)
- surprised** 203
- surprised at+* gerund 132(4, 5a)
- comparison 218 (4b)
- with double negative **17(5) Note**
- + noun clause 262(6)
- + preposition **236(2)**
- + to-infinitive 123(5), 132(5a)
- surprising** 203
- surroundings** 154(1a)
- suspect**
- + noun clause 262 (1c)
- suspect so/not* 43(3)
- stress 287(2)

**swear**

- + noun clause 262(1c, 1d)
- verb of reporting 265(2)
- + to-infinitive 121(1)

**swim:** verb and noun 87, 287(1)**swing** with/without object 8(3)**switch off/on** 232(2)**sympathy for** 237(2h)**tag** 34, 35

see also question tag, echo tag

**take**

- take after* 233(2)
- take care of* 234(4)
- take down* 232(2)
- empty verb 87
- take... for* 234(2)
- take notice of* 234(4)
- take off* 232(2)
- take on* 232(3)
- take over* 232(3)
- there took place* 50(4)
- with *to* 10(5)
- take to* + gerund 132(6)
- take up* 232(3)
- take... up on* 235(3)

**talk**

- talk about* 132(2), **233(2)**
- have a talk* 87(2)
- talk over* 232(2)
- and *say* 265(2) Note
- talk to/with* 306(4)
- verb and noun 287(1)

**talking of** 216(2)**task of** + gerund 132(7)**taste**

- action/state **62(3,7)**
- taste for* 237(2g)
- linking verb 9(1)

**tax on** 237(1)**teach**

- teach you how to* 125(2)
- + noun clause 262(1c, 1d)
- passive 108(3)
- with *to* 10(5)
- + object + to-infinitive 122(2b)

**team:** group noun 156(4)**tear** with/without object 8(3)**teeth** 296(1)**telephone numbers** 191(5)**telephone** (verb) 287(3)**television** 160(5) Note**tell**

- with *about* 132(5b) Note b
- + noun clause 262(1d)
- passive 108(3)
- verb of reporting **266**
- reporting orders **270(1)**
- tell you so* 43(3b)
- tell you to/how to* **125(2) Note**

**telling the time** 195(1)**temperature** 196(5)**temporal clause:** see clause of time**tend to** 97(2e) Note, 120(2)

- with *there* 50(4)

**tense** 61(1), 63

see also verb tense

**tense change in indirect speech** 268**terrible**

- with to-infinitive 123(1), 126(2)
- not with *very* 212(1a) Note a

**terribly** 212(1a, 7c)**terrific**

- + to-infinitive 123(1)
- not with *very* 212(1a) Note a

**terrified of** 236(2)**than** 221(4), 221(5, 6)

- + adjective 199(5b), 218(2a) Note d
- + gerund **132(1b)**
- weak form **55(1b)**

**thank**

- thank... for* 132(3), 234(2)
- performative 16(3)
- verb of reporting 265(2), **270(2a)**

**thankful** with gerund/to-infinitive 132(5a)**thanks** (noun) 154(1a)**that**

- that day* 65(3a), 227(2b), 267(2)
- demonstrative **175**
- do that* **43(2)**
- + gerund 133(1)
- relative pronoun **273(1)**, 279(2)
- replacing clause **44(4)**
- with short form **55(2b)**
- = so **212(1a) Note h**
- that way* 43(5a)
- weak form **55(1b)**

**that-clause**

- summary **260**
- in indirect speech **264(2a)**
- after phrasal verb 231(4a) Note b
- subjunctive **242**

**the**

- summary **158**
- + adjective **204**
- + comparative **222(2)**
- replacing demonstrative **267(2) Note**
- + gerund **133**, 138(2b)
- leaving out 42(3), **45**
- and noun on its own **165**, **168**
- + part of body **174(4) Note**
- + place name **171**
- + superlative **218(3)**

**their, theirs** 174(3)and *his/her* 184(5) Note a**them** 184(1), 184(3c)weak form **55(1b)****themselves** 186**then** 44(5)

- and *then* **244(2)**
- after if-clause **259(3)**
- indirect speech 267(2)
- with past 65(3a)

**there** 44(5), 175(4a)

- + *be* **50**, 109(2) Note
- in front position **49(3b)**
- pattern with gerund 131(2b)
- and if **50(6)**
- pronunciation **50(2g)**
- in question tag **34(1) Note a**

- with short form **55(2b)**  
 + to-infinitive 122(2b) Note b,  
 122(2c) Note d, 122(2d) Note b
- therefore** **247(1)**
- these** **175**  
*these days* 227(2a) Note c
- they** **184(1a, 3c)**  
 replacing demonstrative 175(4b) Note  
 people in general **185(4)**  
 with short form **55(2b)**  
 for single person **184(5)**  
 replacing *someone* **34(1) Note c**
- thief, thieves** 296(2)
- thing** 204(2c)  
 in speech 53(1c)  
*the* + adjective + **thing** **204(2c)**
- think**  
*think about/of* 132(2), **233(3b)**, 262(5)  
 Note  
 action/state **62(3)**  
 clause pattern 11(1)  
 with negative 43(3c), **262(1b)**  
 + noun clause 262(1c)  
*think out* 232(2)  
*think over* 232(2)  
 passive patterns 109  
 verb of reporting 265(2)  
*think so* 43(3)  
*think what to do* 125(2)  
 + *will* 74(1)
- thirsty**: comparison 218(4b)
- this** **175**  
 replacing clause 44(4)  
 + gerund **133(1)**  
 indirect speech 267(2)  
 phrase of time 227(2)  
*this week* with present perfect/past **65(5c)**
- those** **175**
- though** **246(1)**  
 = although **246(3)**
- thousand** **191(1)**  
*thousands of* 191(3)
- threat**: conditional 256(2)
- threaten**  
 + noun clause 262(1c)  
 verb of reporting 265(2), 270(2b, 2g)  
 + to-infinitive 121(1)
- through** **225(1), 226(4)**  
 + gerund 132(8a)  
 time (US) **306(3)**
- throughout** **225(1) Note b**
- throw**  
 passive 108(3)  
 with preposition 10(5), **234(5b) Note**  
**thru** **308(5)**
- thunder**: uncountable 144(4b)
- tidy**  
 comparison 218(4b)  
*tidy up* 232(2)
- tight and tightly** **207(4)**
- tights** 155(4)
- till**: see *until*
- time**: clock time **195(1)**  
 see also clause of time
- time**  
 countable/uncountable **144(5c)**  
*time for* 237(1)  
*it's time* + clause **241(3a) Note a**  
 + to-infinitive 124(1b)
- time adverbial**: see adverbial of time
- time of day** **195(1)**
- time phrase without preposition** **227(2)**
- times**: see number of times
- tin**: countable/uncountable **144(5c)**
- tired** 203  
 comparison 218(4b)  
*get tired* 107(3)  
*tired of* 236(2)
- tiring**: comparison 218(4b)
- title**  
 agreement **152(3)**  
 and article **170**  
 capital letter **56(6c, 6g)**
- to**  
 after adjective **236(3)**, 236(4)  
 and *at* **225(2b)**  
 clock time **195(1)**  
 in comment adverbial **215(3)**  
*to do* and *to doing* **132(6)**  
 with *give* **10**  
 with infinitive **115**  
 replacing to-infinitive clause **39**  
 place **225(1)**  
 with *say* **266(3)**  
*to school* without *the* **168**  
*to the* + measurement **172(2)**  
 and *towards* **226(5)**  
 after verb **233(3c), 234(5b), 262(1d)**  
 weak form **55(1b)**
- to-infinitive**  
 summary **115**  
*to do* and *for doing* **132(5)**  
*to do* and *to doing* **132(6)**  
 passive **112, 114(3)**  
 after passive **109(2), 110(1)**  
 with passive meaning **113(2)**  
 in relative clause **277**  
 with subject *there* **50(2h)**  
 verb + gerund/to-infinitive **121**
- toast**: uncountable 144(4b)
- today**  
 indirect speech **267(2)**  
 with present perfect/past **65(5c)**
- together with** **244(3)**
- tolerate** with gerund 121(1), 131(5)
- tomatoes** 290(2)
- tomorrow**: indirect speech **267(2)**
- too** (= also) **244(1)**  
 in short addition **43(1a)**
- too** (degree)  
 with *a/an* **212(4)**  
 and *enough* **212(4)**  
**too far/long** **210(4b)**  
*too many/much* **177(1b), 180(1b) Note,**  
 212(8a)  
 modified **212(1a) Note i, 212(8) Note**  
 with to-infinitive **123(4), 126(3)**
- tooth, teeth** **296(1)**



- top** 147(5f) Note b, **226(3)**  
*on top* **0/225(1), 226(3)**  
*on top of that* **244(2)**
- totally** 212(7a)  
 not with *very* **212(1a)** Note a
- towards** **225(1), 225(3b)**  
 and to **226(5)**
- town** without article **168(4)**
- traffic:** uncountable 144(4b)
- train:** *the train* 160(5)
- train** (verb) with to-infinitive 121(1), 122(2b)
- transfer:** stress 287(2)
- transferred negative** **262(1b)**
- transitive verb** **8**
- translate into** 234 (2)
- transport: prepositions** **228(5b)**
- transport**  
 uncountable noun 144(4b)  
 stress 287(2)
- travel**  
 doubling of *l* **293(3) Note**, 308(4)  
 and *journey* 87(2)  
 uncountable noun 144(4b)
- troops** 154(1a)
- tropics** 154(1a)
- verb and noun 287(1)  
*trouble with* 237(2k)
- trousers** 155(4)
- true**  
 comparison 218(4b)  
*quite true* 212(5c)
- truly** 292(4) Note
- truth adverbial** **214**  
 clause **253(3)**  
 in front position **49(1b)**
- truths** 296(3) Note
- try**  
 + gerund/to-infinitive **121 (3d)**  
*have a try* 87(2)  
*try on* 232(2)
- turn**  
 clause patterns 8(3), 9(1), 11(1)  
*turn down* 232(2)  
*turn into* 234(2)  
*turn off* 232 (2)  
*turn on* 232(2)  
*turn out*+ that-clause 50(5c)  
*turn out*+ to-infinitive 50(4) Note, **120(1)**  
*turn up* 232(2)
- tweezers** 155(4)
- twice** **194**
- twilight** *with/without article* 169(6) Note
- two nouns together** **147**
- types of condition** **257**
- types of sentence** **15**
- types of verb** **7**
- typical of** 236 (4)
- ugly** 207(2)
- unattached participle** **136(2) Note**
- uncountable noun** **144**  
 in generalization **162(1)**  
 with/without *the* **165**
- under** **225(1), 226(2c)**  
 = less than 191(4)  
 prefix **284(1)**
- understand**  
*couldn't understand* **98(1) Note**  
 + object + gerund 131 (5)  
 + noun clause 262(1c)  
 passive 104(6b), 109  
 verb of reporting 265(2)  
 state verb 62(1)  
 + object + to-infinitive 122(2c)  
*understand what to do* 125(2)
- understandable** + to-infinitive 123(1)
- undertake**  
 + noun clause 262(1c)  
 + to-infinitive 121(1)
- underwear:** uncountable 144(4b)
- unemployed:** *the unemployed* 204(1b)
- unexpected:** *the unexpected* 204(2b)
- unexplained:** *the unexplained* 204(2a)
- union:** group noun 156(4)
- unite** with/without object 8(3)
- United States** + singular verb **156(5) Note**
- university**  
 without article **168(4), 304(4)**  
 group noun 156(4)  
 US 304(4)
- unknown**  
*an unknown* **204(1b) Note b**  
*the unknown* 204(2a)
- unless** **259(6)**
- unlike** **228(6) Note**
- unreal condition** **256(1), 257(4, 6)**
- unreal present/past** **241 (3)**  
 indirect speech **268(3b) Note c**
- until** **227(6), 227(7b)**  
 + adjective **199(5c)**  
 conjunction **250(1)**  
 + participle 139(3)  
 with past perfect **68(3c)**  
 with present **77**
- unwell:** position 200(2)
- unwilling+** to-infinitive 123(5)
- up** **225(1)**  
 in phrasal verb **232(2), 232(4)**
- up to**  
 + number 191(4)  
 place **226(5)**  
 time **227(6a) Note c**  
*up to you* 228(1)
- upper:** position 200(1)
- upset**  
*upset about* 236(2)  
 position 200(2)
- urge**  
 + noun clause 262(1c)  
 verb of reporting 265(2)  
 + object + to-infinitive 122(2a)
- us** **184(1)**
- US English** **302**

- use* (noun) + gerund 131(2a)  
*use* (verb)  
  *use.. for* with gerund 132(2),  
  **252(3) Note a**  
  + object + to-infinitive **252(3) Note a**  
  *use up* 232(2)  
**used to** **100(2)**, 236(4)  
  + gerund 132(6)  
  indirect speech 268(3c)  
  passive **106(1)**  
**useful**: comparison 218(4b)  
**useless**  
  comparison 218(4b)  
  *quite useless* 212(5c)  
  not with *very* 212(1a) Note a  
**usual**  
  after *as/than* 199(5b)  
  + to-infinitive 123(1)  
**utter**: position of adjective 200(1)
- verb 57**  
  agreement with subject **150**  
  formed from other words **285(4)**  
  leaving out **41**
- verb forms 58**  
  in conditional sentences **257**  
  irregular **299**
- verb of perception**  
  with *can* 62(7)  
  with participle/infinitive **140(1)**  
  passive **110**
- verb of reporting 265**  
  passive **109**  
  in present simple **64(2f)**, **268(1a)**  
  tense **268(1)**
- verb phrase 57**
- verb tenses 61(1), 63**  
  overview **69**  
  in conditional clause **257**  
  in indirect speech **268**  
  passive **105, 114**  
  in sub clause **241**
- verb types 7**
- verb + adverb** (phrasal verb) **231(1)**
- verb + adverb + preposition 235**  
  passive **105(3)**
- verb + adverbial 9(2)**
- verb + complement 9(1)**
- verb + gerund 131 (4)**  
  reporting **270(2d)**  
  and to-infinitive **121**
- verb + object 8**
- verb + object + adverb + preposition 235(3)**
- verb + object + adverbial 11(2)**
- verb + object + complement 11(1)**
- verb + object + gerund 131(5)**
- verb + object + object 10**
- verb + object + participle 140**
- verb + object + preposition 234**
- verb + object + preposition + gerund 132(3)**  
  reporting **270(2f)**
- verb+ object + to-infinitive 122**  
  reporting **270(2c)**
- verb + participle 138**
- verb + preposition 231(2), 233**  
  see also prepositional verb
- verb + preposition + gerund 132(2)**  
  reporting **270(2e)**
- verb + to-infinitive 120**  
  and gerund **121**  
  reporting **270(2b)**
- verbal noun**: see gerund
- very** 212(1a)  
  very many **177(1b)**, 212(8a)  
  *very much* 177(1b), **212(7d)**, 212(8a)  
  + preposition 212(6)  
  repeated 51 (1b) Note
- viewpoint adverbial 213(3)**
- violence**: uncountable 144(4b)
- visit**  
  US 306(4)  
  verb and noun 87(2), 287(1)
- vital+** to-infinitive 123(1)
- vocative 56(6c) Note, 170(1)**
- vote**  
  clause pattern 11(1)  
  *vote for* + gerund 132(2), **132(5a)**  
  + to-infinitive **132(5a)**
- vowel change 286**
- wait**  
  *can't wait* + to-infinitive 121(1)  
  *wait for* 233(2)  
  *wait for* with to-infinitive 126(1)  
  verb and noun 287(1)
- wake up**: not reflexive 186(2d)
- walk**: verb and noun 87(2), 287(1)
- wallpaper** (verb) 287(3)
- want**  
  clause pattern 11(1)  
  + gerund **113(1)**  
  passive 104(6b)  
  + object + passive participle **140(5)**  
  state verb 62(1)  
  + to-infinitive **121 (3h)**  
  + object + to-infinitive **122(2d)**  
  *want to know* 125(2), 265(2), **269(1)**  
  and *would like* **99(3a)**
- war**: countable/uncountable **144(5d)**
- warm** (verb) 287(4)
- warn**  
  *warn... about* + gerund **132(3)**  
  + noun clause 262(1c, 1d)  
  performative **16(3) Note c**  
  with preposition **234(5a)**  
  verb of reporting 265(2), **270(2a, 2h)**,  
  270(2c, 2g)  
  + object + to-infinitive 122(2a), 270(2c)
- warning**  
  conditional 256(2)  
  *I warn you* **16(3) Note c**  
  imperative 19(3), 19(4b)
- was** 84(2)  
  agreement **151(3)**  
  weak form **55(1b)**
- was able to and could 98(3)**
- was going to 80(1)**
- was to 80(3)**  
  indirect speech 268(3d)

**wash**

*get washed* 107(2)  
 not reflexive 186(2e)  
*wash up* 232(3)  
 verb and noun 87(2,4), 287(1)

**waste**

*waste money/time* + participle **140(3)**  
 passive pattern 110(2)

**watch**

action verb 62(7) Note b  
*watch you do/doing* 140(1)  
*watch out* 232(3)  
*watch outfor* 235(2)

**way**

*in a...* way 207(2)  
*way of* 237(2f)  
*the way (that)* 253(2)

**we** 184(1), **184(2)**

people in general **185(3)**  
 with short form **55(2b)**  
 weak form **55(1b)**

**weak form 55**

**weak:** *the weak* 204(1b)

**weaken** with/without object 8(3)

**wear**

*wear out* 232(2)  
*wear thin* 9(1)

**weather:** uncountable 144(4b)

*weekly* 207(6), **211(4)**

**weigh**

action/state 62(3)  
 passive 104(6b)

**weight 196(3)**

**welcome to** 236(4)

**well 207(7)**

comparison 218(2b), **219(2)**  
 position of adjective 200(2), 305(1)

**Well,... 53(1b)**

**went** (past of *go*) **300**

**were** 84(2)

agreement **151(3)**  
 subjunctive 242(3), 258(2, 3)  
 weak form **55(1b)**

**wet** (verb) 287(4)

**wh-clause 260**

after phrasal/prepositional verb  
**231(4a) Note b**

in reported question **269(1a)**  
 after *say/tell* **269(3)**

**wh-question 24(2), 25**

intonation **54(2b)**

**wh-word:** see question word

**what**

agreement **153(4)**  
 pattern for emphasis **51(4)**  
 in exclamation **20(1)**, 35(1) Note a  
*what kind of* **28(1)**, 144(3e), 198(1) Note a  
 what... like **26(4) Note**, 198(1) Note a  
 in negative question **30(1d)**  
 in question phrase **28(1)**  
 question word **26(1,2)**, **27**, 35(1) Note a  
 relative pronoun **280**  
 with short form **55(2b)**  
 + to-infinitive **125**  
 and *which* **26(2)**

**what about 28(2)**

+ gerund 132(8a)

**what if 259(5)**

+ present/past **241(3b)**

**whatever**

in emphatic question **26(6c)**  
 = no matter what **254(1)**  
 relative **281**

**what's more 244(2)****whatsoever 17(6b) Note b****when**

+ adjective **199(5c)**  
 conjunction 250  
 and *if* **259(1)**  
 + participle **139(3)**  
 + present **77**

question word **27**

relative adverb **279**

*when's* 55(2b)

**whenever**

conjunction **250(4b)**  
 = no matter when **254(1)**  
 + participle 139(3)

**where**

conjunction **253(1)**

question word **27**

relative adverb **279**

*where's* 55(2b)

**whereas 246(5)****whenever 254(1)****whether**

in noun clause 33, **261(1)**, 262(3) Note

*whether... or* **259(8)**

*whether or not* **269(1b) Note**

in reported question **269(1b)**

+ to-infinitive **125(1) Note b**

**which**

agreement **153(4)**

in negative question 30(1d)

pronoun relating to clause **278**

question word **26(1,2)**, **27**

relative pronoun **273(1)**, **274(2)**, **278**

and *what* 26(2)

and *who* (relative) **273(1)**

**whichever**

= no matter which 254(1)

relative **281**

**while**

= but 246(5)

conjunction 250(1)

and *during* **227(4c)**

+ participle 139(3)

with past continuous 66(2b)

+ present **77**

**whisper:** verb of reporting 265(2)

**who**

agreement **153(4)**

in negative question 30(1d)

question word 26(2), **27**

relative pronoun **273(1)**, **274(2)**

with short form 55(2b)

as subject/object 25(2)

and *which* (relative) **156(2)**, **273(1)**

and *whom* 26(3)

- whoever**  
in emphatic question **26(6c)**  
= no matter who **254(1)**  
relative **281**
- whole** **178(3)**
- whom**  
question word **26(3)**  
relative pronoun **273(3b, 4b), 274(2)**
- whose**  
question word **26(1), 27**  
relative pronoun **274(2), 275**
- why**  
in negative question **30(1b, 1c)**  
without question form **26(5)**  
question word **27, 251(1)** Note b  
relative adverb **279**
- wife, wives** **296(2)**
- will**  
and *be going to* **74**  
certainty **95**  
in conditionals **257(3)**  
future **71**  
habits **100(1)**  
indirect speech **268(3c)**  
passive **105(1d)**  
weak form **55(1b)**
- will be able to** **98(2c)**
- will be doing** **75**
- will have been doing** **79** Note c
- will have done** **79**
- willing**  
comparison **218(4b)**  
+ noun clause **262(6a)**  
with to-infinitive **123(5), 126(2)**  
+ subjunctive **242(1)**
- willingness: will** **71(5), 257(3d)**
- willingness** + to-infinitive **124(1a)**
- win** with/without object **8(2)**
- wipe out** **232(2)**
- wise:** comparison **218(4a)**
- wish**
- wish for** **233(2), 237(2g)**  
+ noun clause **262(1c)**  
state verb **62(1)**  
+ to-infinitive **121(1), 124(1a)**  
+ object + to-infinitive **122(2c)**  
verb and noun **287(1)**  
verb after *wish* **241(2), 242(3)**
- with** **228(2)**  
agreement **152(4)**  
*along/together with* **244(3)**  
and *between* **237(2c)**  
and *by* **228(5)**  
condition **259(4)** Note c  
+ gerund **132(8a)**  
in participle clause **139(4c)**  
possession **85(1)** Note b
- within**  
place **225(1)** Note b  
time **227(3)** Note b
- without**  
*do/go without* **233(2)**  
+ gerund **132(8a)**  
negative meaning **17(4)** Note b
- woman** as suffix **285(3e)** Note b
- women** **296(1)**
- wolf, wolves** **296(2)**
- wonder**  
countable noun **144(5e)**  
+ noun clause **262(1c), 262(5)** Note  
not reflexive **186(2d)**  
verb of reporting **265(2), 269(1)**  
*wonder what to do* **125(2)**
- wonderful** with to-infinitive **123(1), 126(2)**
- won't** **71(1)**
- word:** *have a word* **87(2)**
- word-building** **282**
- word classes** **3**
- word endings** **6(1), 289**
- word formation** **282**
- word order**  
order of adjectives **202**  
position of adjectives **199-201**  
adverbials **208**  
emphatic pronoun **186(3)**  
front position **49**  
and information **47**  
overview of inversion **49(4)**  
main and sub clause **249(2, 3)**  
position of *not* **17(2, 3)**  
in noun phrase **143(2d)**  
two objects **10**  
with participle **137(2)**  
participle clause of time **139(1c)** Note  
phrasal verbs **231(3)**  
preposition at end **25(3), 117(2), 273(4)**  
in reported question **269(2)**  
with verb of reporting **265(4)**  
in sub clause **239(2b)**  
subject-verb **6(2), 12(2)**  
in verb phrase **60**
- work**  
without article **168(4)**  
countable/uncountable noun  
**144(4b)** Note d  
*do some work* **87(2)**  
*work of* + gerund **132(7)**  
*work on* **232(2)**  
*work out* **232(2)**  
*work out what to do* **125(2)**
- works** (noun) **154(3)**
- worried about**  
+ gerund **132(4)**  
+ noun clause **262(5)** Note
- worry**  
*worry about* + gerund **132(2, 7)**  
+ noun clause **262(1)**  
not reflexive **186(2d)**
- worse, worst** **218(2b), 219(2)**  
*fear the worst* **204(2b)**
- worth** + gerund **131(2a)** Note b
- would**  
in conditionals **257(4, 6), 257(5b)**  
indirect speech **268(3c)**  
past habits **100(1)**  
past of *will* **80(2), 95(5), 100(1)**  
short form **55(2b)**  
unreal situation **99**  
weak form **55(1b)**  
after *wish* **241(2a)**

**would have done** in conditional **257(6)**

**would have to** 268 (3d) Note

**would like**

in conditional **257(4e)**

and *like* 39(2) Note, **99(3a)**, 121(2) Note a

+ object + passive participle **140(5)**

+ to-infinitive **121(2) Note a**

+ object + to-infinitive **122(2d)**

**would love/hate**

+ object + passive participle 140(5)

+ to-infinitive **121(2) Note a**

+ object + to-infinitive 122(2d)

**would prefer**

+ object + passive participle 140(5)

+ object + to-infinitive 122(2d)

**would rather 99(3b)**

with present/past 241(3a)

with *were* 242(3)

**would sooner 99(3b) Note**

**write**

*write down* 232(2)

+ noun clause 262(1c, 1d)

*write out* 232(2)

verb of reporting 265(2)

with *to* 10(5)

US 306(4)

**written English 53(2)**

**wrong**

comparison 218(4a)

and *wrongly* 207(4) Note b

*quite wrong* 212(5c)

with to-infinitive 123(1), 126(2, 5)

*wrong with* 236(4)

*wrong with* + gerund 132(4)

**y and i: spelling 294**

**year** without article **169(1)**

**yes**

after negative question 30(3)

as question tag **34(1) Note f**

**yes/no question 24(1)**

leaving out auxiliary 42(2)

as echo question **35(1) Note b**

intonation **54(2b)**

**yes/no short answers 29(2)**

**yesterday**

indirect speech **267(2)**

with past 65(5a)

**yet 210(2a)**

= but **246(2) Note**

with past 303 (6)

**you 184(1)**

and *one* **185(2a)**

people in general **185(1)**

with short form **55(2b)**

weak form **55(1b)**

**you know** in speech **53(1c)**

**young**

position 202(1a) Note b

*the young* 204(1b)

**your 174(3)**

weak form **55(1b)**

**yours 174(3)**

**yourself/selves 186**

**youths 296(3)**

**zero** 191(5) Note, 196(5) Note

**zero article** (noun without article) 162(1),  
164, **165, 167**

**Get more e-books from [www.ketabton.com](http://www.ketabton.com)  
Ketabton.com: The Digital Library**