

2

LET'S GO

4th Edition

STUDENT BOOK

Ketabton.com

R. Nakata
K. Engler



Table of Contents

Let's Remember 2

Unit 1 At School..... 4

Unit 2 My Things..... 12

 Let's Review Units 1 and 2... 20

Unit 3 Things I Can Do 22

Unit 4 Occupations 30

 Let's Review Units 3 and 4 ... 38

Unit 5 Things to Eat 40

Unit 6 My House 48

 Let's Review Units 5 and 6 ... 56

Unit 7 Routines 58

Unit 8 Doing Things..... 66

 Let's Review Units 7 and 8 ... 74

Syllabus 76

Word List..... 78



Kate



Andy



Jenny



Scott

Let's Talk Let's Learn Let's Learn More

Let's Read Phonics Let's Review

Let's Remember

A Listen, point, and say.


CD1
02

There are two cats!
They're in the tree.

I like pizza.

I want chicken.

I have three balls.



I can fly a kite.

This is a flower.

These are flowers, too.

Here you are.

Thank you.

You're welcome.

Unit 1 At School

Let's Talk



A Listen and say.

CD1
03

Hi, Scott. How are you?

I'm OK, thanks.
How about you?

Pretty good!

Good-bye, Scott!

See you later!

CD1
04

How about you?
I'm OK.
Pretty good!

Good-bye!
See you later!

I am = I'm

B Listen and sing.



The Hello and Good-Bye Song

Hi, Scott. How are you?

I'm fine, thank you.

Hi, Jenny. How are you?

Pretty good, thank you.

Hi, Andy. How are you?

OK, thank you.

Hi, Kate. How are you?

I'm fine.

Good-bye, Scott.

See you later, alligator!

Good-bye, Jenny.

See you later, alligator!

Good-bye, Andy.

See you later,

See you later.

See you later, alligator!

Good-bye, Kate!



C Say and act. Say hello and good-bye.

Hi, _____, How are you?

I'm _____.
How about you?



Good-bye, _____!

See you later!



Let's Learn



A Learn the words.

CD1
06



1. a picture



2. a window



3. a pencil sharpener



4. a workbook



5. a paper clip



6. a clock



7. a door




8. a calendar

B Ask and answer.

CD1
07

What's this?



It's a picture.

What's that?



It's a window.

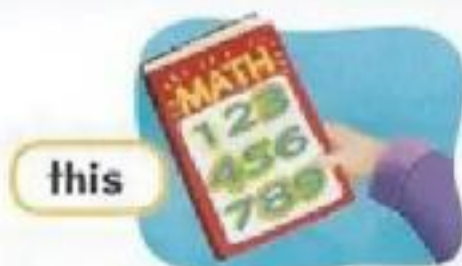
CD1
08

What's this?
It's a picture.

What's that?
It's a window.

It is = It's
What is = What's

C Ask and answer. CD1
09

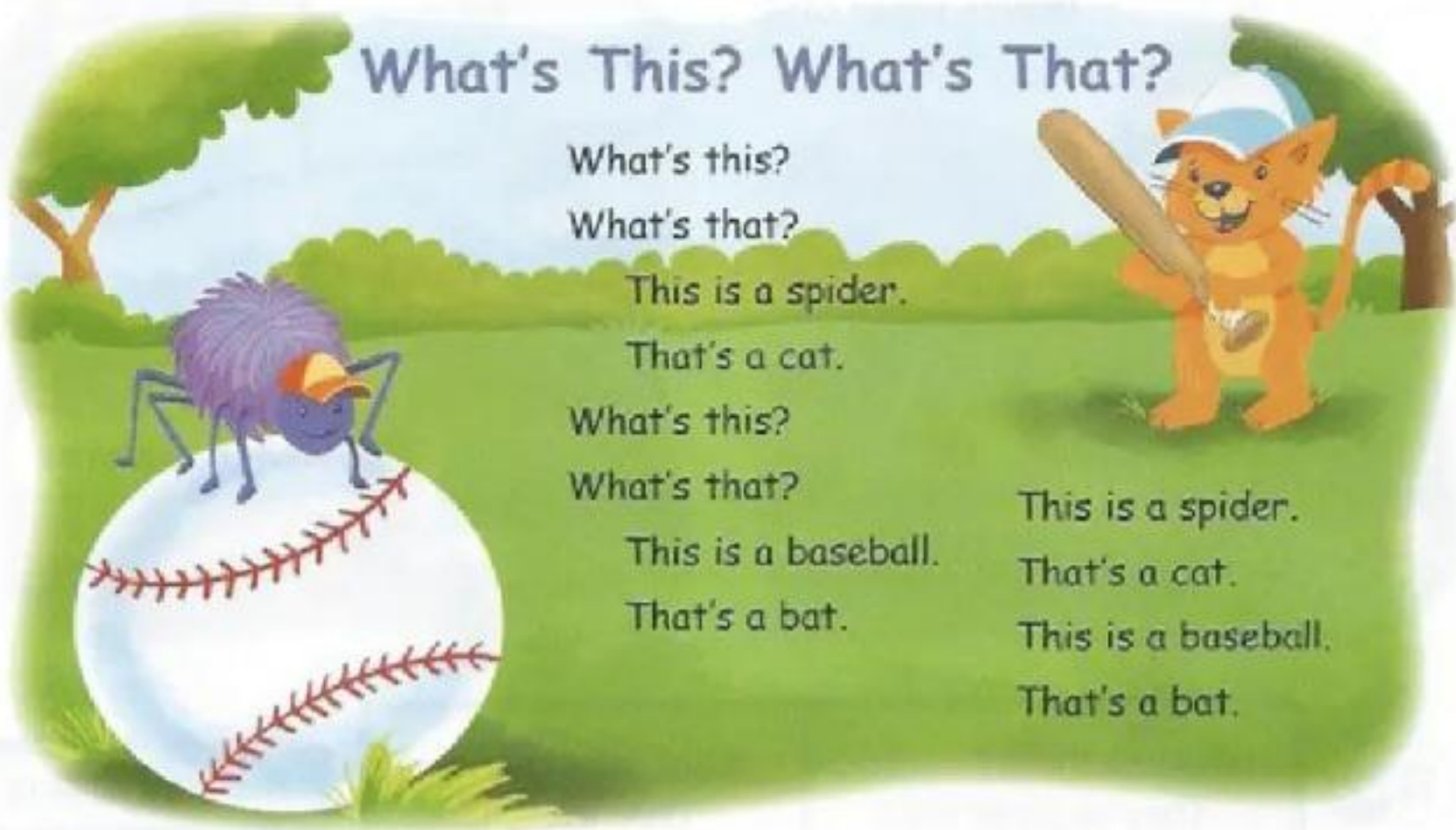


Is	this	a calendar?	Yes, it is.
	that		No, it isn't.

is not = isn't

D Listen, point, and chant. CD1
11

What's This? What's That?



What's this?
 What's that?
 This is a spider.
 That's a cat.

What's this?
 What's that?
 This is a baseball.
 That's a bat.

This is a spider.
 That's a cat.
 This is a baseball.
 That's a bat.

Let's Learn More



Unit 1 - At School

A Learn the words. CD1 12



1. paper clips



2. pictures



3. clocks



4. workbooks



5. calendars



6. pencil sharpeners



7. windows




8. doors

B Ask and answer. CD1 13

What are these?

They're paper clips.



What are those?

They're pictures.



CD1 14

What are these?
They're paper clips.

What are those?
They're pictures.

They are - They're

C Play a game. Ask your partner.

CD1
15

Are	these those	doors?	Yes, they are. No, they aren't.
-----	----------------	--------	------------------------------------

are not = aren't



D Listen and do.

CD1
16



1. Point to the clock.



2. Touch the picture.



3. Write your name.



4. Sharpen your pencil.

Let's Read



Phonics



A B C D E F G H I J K L **M N** O P Q R S T U V W X Y Z
 a b c d e f g h i j k l **m n** o p q r s t u v w x y z


A Listen, point, and say.

CD 17

Mm



mop



map



mug

Nn



notebook



nine



nut

B Listen, point, and chant.

CD 18

The M N Phonics Chant

Hop on the mop,
 Not the broom.
 I need the name
 Of the man in the moon.



C Listen and read along.

CO1
19

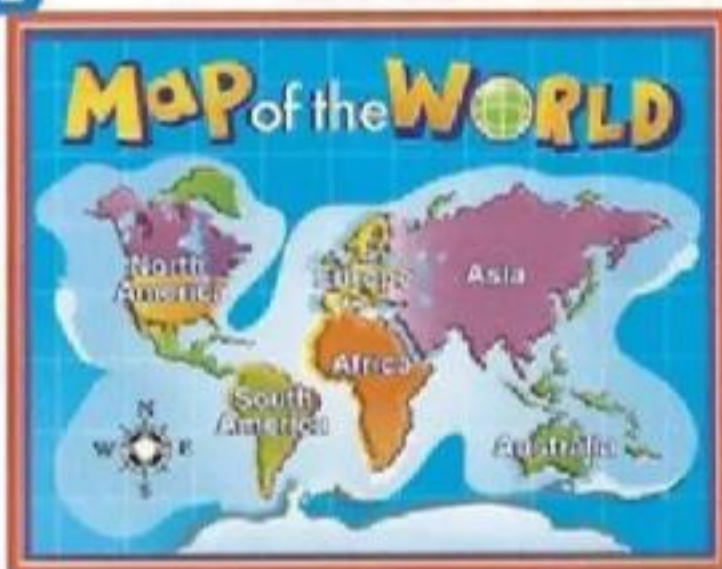
What Do You See?

1



What's that?
What do you see?
There's a man with a mop.

2



What are those?
What do you see?
There are names on the map.

3



What's this?
What do you see?
There's a nut on my notebook.

4




What are these?
What do you see?
There are nine names on mugs.

Unit 2 My Things

Let's Talk



A Listen and say. CD1 20



CD1
21

Whose bag is that?
 It's **Jenny's** bag. It's **her** bag.
 It's **Scott's** bag. It's **his** bag.

Jenny's = her
 Scott's = his

B Listen and sing.



Whose Bag Is That?

Whose bag is that?

I don't know.

Is it Scott's bag?

No, no, no.

It isn't his bag.

No, it isn't.

No, it isn't Scott's bag.

Is it Jenny's bag?

Yes, it is.

It's her bag.

Yes, it is.

It isn't his bag.

It's her bag.

It isn't Scott's bag.



C Say and act. Ask your friend.

Whose bag is that?

Is it _____'s bag?

No, it isn't _____ bag.



Is it _____'s bag?

Yes, it's _____ bag.



Let's Learn



A Learn the words. CD1 23



1. a key



2. a candy bar



3. a comic book



4. a comb



5. a coin



6. a brush



7. a tissue




8. a watch

B Ask and answer. CD1 24

What do you have?

I have a key.



CD1
25



What do you have?
I have a key.

C Play a game. CD1
26


Do you have a key ? Yes, I do.	Do you have a tissue ? No, I don't.
--	---



D Listen, point, and chant. CD1
27

What Do You Have in Your Bag?

What do you have in your bag?
Look and see.
I have books! One, two, three.
One for you, and two for me.
I have books! One, two, three.



What do you have in your bag?
Look and see.
I have candy bars!
One, two, three.
One for you, and two for me.
I have candy bars!
One, two, three.



Let's Learn More



A Learn the words.

CD1
28



1. a camera



2. a key chain



3. a music player



4. a calculator



5. a train pass



6. an umbrella



7. a lunch box



8. a wallet

B Ask and answer.


CD1
29

What does he have?

He has a wallet.

What does she have?

She has a key chain.



CD1
30

What does

he
she

have?

He
She

has a wallet.

C Ask your partner. CD1 31



CD1
32

Does she have an umbrella?

Yes, she does.

No, she doesn't.

D Listen and do. CD1 33



1. Listen to music.



2. Eat lunch.



3. Buy a comic book.



4. Take a picture.

Let's Read



Phonics



A B C D E **F** G H I J K L M N O P Q R S T U **V** W X Y Z
 a b c d e **f** g h i j k l m n o p q r s t u **v** w x y z

A Listen, point, and say.

CD 1
34**Ff**

fan

5

five



fork

Vv

van



vest



violin

B Listen, point, and chant.

CD 1
35

The F V Phonics Chant

The fox feels fine
 On his visit to the van.
 The van's very hot.
 The fox loves the fan.




C Listen and read along.

CD1
36

Making Music

1



This is a man.
He has a vest.
He feels fine.

2



What's that?
It's a van with a fan.

3



What's in the van?
There's one violin.

4



Look! There are five violins
and five vests!

Let's Review



A Listen and check. CD 1 37

1.



A



B



C

2.



A



B



C

3.



A



B



C

4.



A



B



C

5.



A



B



C

6.



A



B



C

7.



A



B

8.



A



B

B Play a game.



It's a key.
They're pictures.
He has a comic book.

START

END






I Can	Unit 1	Unit 2
1. Say the words.	<input type="checkbox"/>	<input type="checkbox"/>
2. Make sentences.	<input type="checkbox"/>	<input type="checkbox"/>
3. Ask and answer.	<input type="checkbox"/>	<input type="checkbox"/>
4. Sing the songs.	<input type="checkbox"/>	<input type="checkbox"/>
5. Read the stories.	<input type="checkbox"/>	<input type="checkbox"/>

Unit 3 Things I Can Do

Let's Talk



A Listen and say. CD1 38



CD1
39

What's wrong?
I can't find my book.

cannot = can't

B Listen and sing.



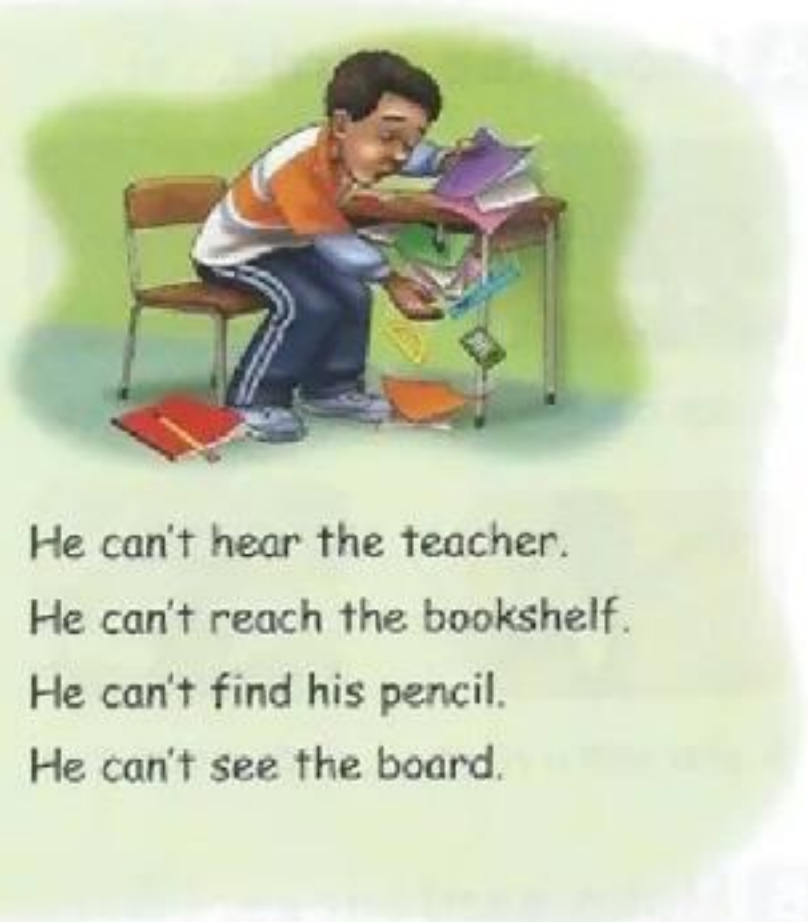
What's Wrong?

What's wrong, Andy?

I can't find my book.

What's wrong, Andy?

I can't find my book.



I can't hear the teacher.

He can't hear the teacher.

I can't reach the bookshelf.

He can't reach the bookshelf.

I can't find my pencil.

He can't find his pencil.

I can't see the board.

He can't see the board.

Oh, Andy!

C Say and act. Ask your friend.



What's wrong, _____?

Is it in your _____?

I can't find my _____.

I don't know.

Oh, here it is. It's in my _____. Thanks!



Let's Learn



A Learn the words.

CD1
41



1. ride a pony



2. play the piano



3. do a magic trick



4. play hopscotch



5. play with a yo-yo



6. do a cartwheel



7. do a somersault




8. jump rope

B Make sentences.

CD1
42

Look at him!
He can do a magic trick.

Look at her!
She can play the piano.



CD1
43

Look at	him! her!	He She	can do a magic trick.
---------	--------------	-----------	-----------------------

C Ask and answer. CD1
44



What can she do?
She can jump rope.

D Listen, point, and chant. CD1
46 

Look at Me!

Look at me.
I can climb a tree.
Look at me.
Look at me.



Look at me.
I can climb a tree.
Look at me.
Look at me.



Look at him. He can swim.
Look at him. He can swim.

Look at her. She can run.
Look at her. She can run.



Look at me.
I can climb a tree.
Look at me.
Look at me.

Let's Learn More



Unit 3 Things I Can Do

A Learn the words.

CD1
47



1. dance



2. swim



3. run



4. sing



5. skip



6. read




7. paint



8. color

B Make sentences.

CD1
48



CD1
49

They can read.

C Play a game. Ask your partner.

CD1
50

Can they *skip*?
Yes, they can.
No, they can't.



D Listen and do.

CD1
51



1. Play baseball.



2. Ride a bicycle.



3. Use chopsticks.



4. Speak English.

Let's Read



Phonics



A B C D E F G H I J K L M N O P Q R S T U V W X Y Z
a b c d e f g h i j k l m n o p q r s t u v w x y z

A Listen, point, and say.

CD1
52

Ll



long



little



like

Rr



run



race




ride

B Listen, point, and chant.

CD1
53

The L R Phonics Chant

The lion runs like the rabbit.
He loves to race at night.
Lions really love to run,
And stop at the red light.



C Listen and read along.

CD1
54

What Can You Do?

1



Can you run a long race?
No, I can't.

2



They can run.
They like long races.

3



What about you?
What can you do?

4



I can ride a little unicycle.
Yes, I can. Look at me!

Unit 4 Occupations

Let's Talk



A Listen and say. CD1 55




CD1
56

I hope you feel better soon.
Thanks.

B Listen and sing. CD 1
57 

What's the Matter?



What's the matter?
What's the matter?
What's the matter?
I am sick.

What's the matter?
Are you OK?
I am sick today.
Oh, no!



hot



cold



tired




sad


C Say and act. What's the matter?

What's the matter, _____?

I'm _____.



That's too bad.
I hope you feel better soon.



Let's Learn



A Learn the words.

CD1
58



1. a cook



2. a nurse



3. a taxi driver



4. a doctor



5. a police officer



6. a teacher




7. a student



8. a farmer

B Make sentences.

CD1
59



CD1
60

He's
She's

a cook.

He is = He's
She is = She's

C Ask and answer. CD1
61



CD1
62

Who's he?
He's a student.

Who is - Who's

D Listen, point, and chant. CD1
63

Is He a Teacher?

Is he a teacher?
Yes, he is.

Is she a student?
Yes, she is.

Are they nurses?
No, they aren't.
They're doctors.

Is he a farmer?
No, he isn't.

Is she a cook?
No, she isn't.

Are they teachers?
No, they aren't.
They're students.



Let's Learn More



Unit 4 Occupations

A Learn the words. CD1 64



1. pilots



2. salesclerks



3. office workers



4. engineers



5. dentists



6. firefighters



7. teachers



8. students

B Ask and answer. CD1 65



Who are they?

They're office workers.



Who are they?
They're **office workers**.

C Ask and answer. CD1
67

CD1
68

Are they **dentists**?

Yes, they are. No, they aren't.



D Listen and do. CD1
69



1. Drive a taxi.



2. Use a computer.



3. Fly a plane.



4. Climb a ladder.

Let's Read



Phonics



A B C D E F G H I J K L M N O P Q R S T U V W X Y Z
a b c d e f g h i j k l m n o p q r s t u v w x y z

A Listen, point, and say. CD 1
70

a_e

ai

ay



game



make



paint



rain



play



today

B Listen, point, and chant. CD 1
71

The Long A Phonics Chant



Play today!
Paint the rain.
Make a cake.
Paint a wave.



C Listen and read along.

CD1
72

A Rainy Day



Oh, no! Look at the rain.
We can't play today.



I can make a cake.
I'm a cook!



Let's play a game.
No, let's paint.



I can paint pictures.
Look at my pictures!

Let's Review



A Listen and check.

CD1
73

1.



A



B



C

2.



A



B



C

3.



A



B



C

4.



A



B



C

5.



A



B



C

6.



A



B



C

7.



A



B

8.



A



B

B Play a game.

They're **firefighters**.

She can **swim**.



The board game grid consists of several panels:

- Top-left: An office scene with a woman at a computer and a man in the background.
- Top-middle: A nurse in a white uniform holding a clipboard.
- Top-right: A girl in a pink swimsuit floating on a pink inflatable ring in the water. A red circle with the word "END" is above her.
- Middle-left: A girl in a red cape holding a white cat. A large orange slide and a blue ladder are drawn across the board.
- Middle-middle: A pilot in a white uniform and cap sitting in the cockpit of an airplane.
- Middle-right: A man in a red shirt and green shorts flexing his muscles.
- Bottom-left: Two firefighters in yellow gear and red helmets.
- Bottom-middle: A girl in a yellow dress riding a white horse.
- Bottom-right: A chef in a white uniform and hat holding a red plate.

Text boxes on the board include:

- "I Can" (top-middle)
- "I Can't" (middle-left)
- "I Can" (bottom-middle)
- "START" (bottom-left)
- "END" (top-right)



I Can	Unit 3	Unit 4
1. Say the words.	<input type="checkbox"/>	<input type="checkbox"/>
2. Make sentences.	<input type="checkbox"/>	<input type="checkbox"/>
3. Ask and answer.	<input type="checkbox"/>	<input type="checkbox"/>
4. Sing the songs.	<input type="checkbox"/>	<input type="checkbox"/>
5. Read the stories.	<input type="checkbox"/>	<input type="checkbox"/>

Unit 5 Things to Eat

Let's Talk



A Listen and say.

CD2
02

What's for lunch, Mom?

Spaghetti.

Mmm. That's good.
I like spaghetti.

I do, too.



Do you want spaghetti?

Yes, please.

No, thank you!



CD2
03

Do you want spaghetti?

Yes, please.

No, thank you!

B Listen and sing.



The Spaghetti Song

Do you like spaghetti?

Yes, I do.

I do, too.

I do, too.

Do you like spaghetti?

Yes, I do.

I like spaghetti, too!

Do you want spaghetti?

Yes, I do.

I do, too.

I do, too.

Do you want spaghetti?

Yes, I do.

I want spaghetti, too!



C Say and act. Talk about food.

What's for lunch?

Do you want _____?



Let's Learn



A Learn the words.

CD2
05



1. an omelet



2. a peach



3. a pear



4. a pancake



5. yogurt



6. cereal



7. tea



8. hot chocolate

B Ask and answer.

CD2
06

What does she want?

She wants a peach.



CD2
07



What does she want?
She wants a peach.

C Play a game.

CD2
08

Does **he** want cereal?

Yes, **he** does. No, **he** doesn't.

D Listen, point, and chant.

CD2
09

Hungry Boy Chant

What does he want?

What does he want?

Listen carefully.

He wants

One egg,

Two bananas,

Three pancakes,

Four milk shakes,

Five cookies,


Six sandwiches.

He's a hungry boy.

He's a very hungry boy.

He's a hungry boy.

He's a very hungry boy.



Let's Learn More



Play

A Learn the words.

CD2
10



1. grapes



2. pancakes



3. peaches



4. hamburgers



5. stew



6. cheese



7. pasta




8. steak

B Ask and answer.

CD2
11

What does she like?

She likes pancakes.



CD2
12

What does *she* like?
She likes pancakes.

C Ask your partner. CD2
13



CD2
14

Does **he** like **steak**?
Yes, **he** does.
No, **he** doesn't.

D Listen and do. CD2
15



1. Count the grapes.



2. Eat a hamburger.



3. Make pancakes.



4. Peel peaches.

Let's Read



Phonics



A B C D E F G H I J K L M N O P Q R S T U V W X Y Z
a b c d e f g h i j k l m n o p q r s t u v w x y z

A Listen, point, and say. CD2
16

e

ee

ea



me

we



tree

weed



clean

leaf

B Listen, point, and chant. CD2
17

The Long E Phonics Chant

He eats weeds.
So does she.
She loves weeds.
Not me!



C Listen and read along.

CD2
18

Weeds and Trees

1



We like trees.
We don't like weeds.

2



Look at me!
I have a green and yellow leaf.

3



Look at the park.
It's clean!

4



I'm hungry.
Can we eat weeds?

Unit 6 My House

Let's Talk



A Listen and say. CD2 19

Where do you live, Jenny?



I live in Hillsdale.

What's your address?



It's 6 North Street.

What's your cell phone number?



It's (798) 555-2143.

CD2
20

Where do you live?
I live in Hillsdale.

What's your address?
It's 6 North Street.

B Listen and sing.



Hillsdale



Where do you live?

In Hillsdale.

Where do you live?

In Hillsdale.

I live in Hillsdale.

How about you?

I live in Hillsdale, too.


What's your address
in Hillsdale?

What's your address
in Hillsdale?

It's North Street.

Number forty-two.

I live next to you!



C Say and act. Tell where you live.


Where do you live?

I live in _____



What's your address?

It's _____



Let's Learn



A Learn the words.

CD2
22



1. a bed



2. a bathtub



3. a sofa



4. a stove



5. a lamp



6. a sink



7. a TV



8. a refrigerator

B Ask and answer.

CD2
23

Where's the workbook?



It's under the bed.

Where's the key chain?



It's by the stove.


CD2
24

Where's the **workbook**?
It's **under** the **bed**.

Where is - Where's

in under
on by

C Make sentences.

CD2
25CD2
26

There's an umbrella in the bathtub.
There are balls under the TV.

There is = There's

D Listen, point, and chant.

CD2
27

Are There Books in the Bathtub?

Are there books in the bathtub?

No, there aren't.

Are there books in the sink?

No, there aren't.

Are there books in the refrigerator?

No, there aren't.

No, there aren't.

No, there aren't.

Is there a bird on the bed?

Yes, there is.

Is there a spider on the sofa?

Yes, there is.

Is there a baby in the bathtub?

Yes, there is.

Yes, there is.

Yes, there is.



Let's Learn More



A Learn the words.

CD2
28



1. next to




2. in front of



3. behind

B Make sentences.

CD2
29



There's a table in front of the sofa.

CD2
30

There's a table in front of the sofa.

C Play a game. Ask your partner.

CD2
31

Is there a stove next to the sink?

Yes, there is.

No, there isn't.

in
on
under

in front of
behind
next to



D Listen and do.

CD2
32



1. Wash the dishes.



2. Take a bath.



3. Clean the room.



4. Make the bed.

Let's Read



Phonics



A B C D E F G H I J K L M N O P Q R S T U V W X Y Z
a b c d e f g h i j k l m n o p q r s t u v w x y z

A Listen, point, and say. CD2
33

i_e

y

i



kite



ride



fly




my



climb



find

B Listen, point, and chant. CD2
34 

The Long I Phonics Chant

I like to fly my kite.

I like to ride my bike.

I don't like bikes. I like to hike.

I hate to hike. I like bikes.



C Listen and read along. CD2
35

Save that Kite!



What's wrong?
I can't find my kite.



Look! There are five kites
in the tree.
My kite is red and white.




Cat, please climb this tree.
My kite is red and white.
Grab that line!



Thank you, Cat!
Now I can fly my kite!

Let's Review



A Listen and check.

CD2
36

1.   

A B C

2.   

A B C

3.   

A B C

4.   

A B C

5.  

A B

6.  

A B

B Listen and number.

CD2
37



C Play a game.
Make sentences.

The yogurt is by the bowl.

He's a police officer.



I Can	Unit 5	Unit 6
1. Say the words.	<input type="checkbox"/>	<input type="checkbox"/>
2. Make sentences.	<input type="checkbox"/>	<input type="checkbox"/>
3. Ask and answer.	<input type="checkbox"/>	<input type="checkbox"/>
4. Sing the songs.	<input type="checkbox"/>	<input type="checkbox"/>
5. Read the stories.	<input type="checkbox"/>	<input type="checkbox"/>

Unit 7 Routines

Let's Talk



A Listen and say.

CD3
38

What time is it?



It's six o'clock.
It's time for dinner.

What time is it?



It's seven o'clock.
It's time for your bath, Scott.

OK.

Is it time for bed?



Yes, it is.

Good night, Mom.



CD2
39

What time is it?
It's six o'clock.

B Listen and sing.



What Time Is It?

What time is it?

It's eight o'clock.

It's time for school. Let's go!

Come on, let's go!

It's time for school.

It's eight o'clock. Let's go!



What time is it?

It's twelve o'clock.

It's time for lunch. Let's go!

Come on, let's go!

It's time for lunch.

It's twelve o'clock. Let's go!



What time is it?

It's nine o'clock.

It's time for bed. Let's go!

Come on, let's go!

It's time for bed.

It's nine o'clock. Let's go!

C Say and act. Tell time.

What time is it?

It's _____.

It's time for _____.



Let's Learn



A Learn the words. CO2 41



1. get up



2. brush my teeth



3. wash my face



4. comb my hair



5. get dressed



6. eat breakfast

B Ask and answer. CO2 42

What do you do in the morning?



I eat breakfast.



What do you do in the morning?
I eat breakfast.

C Ask and answer. CD2
44



Do you **wash your face** in the afternoon?
 Yes, I do.
 No, I don't.

D Listen, point, and chant. CD2
46

What Do You Do in the Morning?

What do you do in the morning?
 What do you do in the morning?
 What do you do?
 What do you do?
 What do you do in the morning?

What do you do?
 I brush my teeth.
 What do you do?
 I wash my face.

I get up and brush my teeth,
 Wash my face, and comb my hair.
 I get up and brush my teeth,
 Wash my face, and comb my hair.

What do you do?
 I comb my hair.
 I comb my hair
 in the morning.



Let's Learn More



A Learn the words.

CD2
47



1. eat dinner



2. talk on the phone



3. do homework



4. take a bath



5. watch TV



6. study English

B Ask and answer.

CD2
48

What does he do in the evening?

He watches TV.

Scott	1	2
Jenny	3	4
Maria	5	6

CD2
49

What does **he** do in the evening?
He watches TV.

watches	does
takes	studies
talks	eats

C Play a game. Ask your partner.

CD2
50



Does she watch TV at night?
Yes, she does.
No, she doesn't.



D Listen and do.

CD2
51



1. Play the violin.



2. Take a shower.



3. Play video games.



4. Go to bed.

Let's Read



Phonics



A B C D E F G H I J K L M N O P Q R S T U V W X Y Z
a b c d e f g h i j k l m n o p q r s t u v w x y z

A Listen, point, and say. CD2
52

o_e

oa

ow



home



rope



goat



oats



bowl



grow

B Listen, point, and chant. CD2
53

The Long O Phonics Chant


My goat loves oats,
Chicken bones,
Roses in a bowl,
And ice cream cones.




C Listen and read along.

CD2
54


A Day on the Farm




This is my home. I live on a farm. Where do you live?



The goats eat oats in the morning. What do you eat?



I grow peaches. Do you eat peaches in the afternoon?
Yes, we do!



Can we ride the pony?
Yes. Hold the rope.


Unit 8 Doing Things

Let's Talk




A Listen and say. CD2 55

Let's play a game!



What are you doing?



I'm riding a bicycle.

What are you doing?



We're swimming.

CD2 56

What are you doing?
I'm riding a bicycle.
We're swimming.

We are = We're

B Listen and sing.



What Are You Doing?



What are you doing?
I'm playing a game.
Watch what I do,
And then do the same.

Clap your hands.
Count to three.
Wiggle your toes.
Smile at me.



Nod your head.
Bend your knees.
Stamp your feet.
Now say "Please."

Snap your fingers
Climb a tree.
Raise your arm.
Wave at me.



C Say and act. Play a guessing game.

What are you doing?



I'm _____

What are you doing?



We're _____

Let's Learn



A Learn the words.

CD2
58



1. dancing



2. swimming



3. sleeping



4. drawing



5. singing



6. running



7. walking



8. reading

B Ask and answer.

CD1
59

What's he doing?



He's drawing.

CD2
60



What's he doing?
He's drawing.

C Ask and answer. CD1
61



CD2
62

Is she swimming?
Yes, she is.
No, she isn't.

D Listen, point, and sing. CD2
63



Doing Things



What's he doing?

Reading.

He's reading,

He's reading.

What's he reading?

He's reading a comic book and talking on the telephone.

What's she doing?

Eating.

She's eating,

She's eating.

What's she eating?

She's eating spaghetti and talking on the telephone.

What are you doing?

Cooking.

I'm cooking,

I'm cooking.

What are you cooking?

I'm cooking breakfast and talking on the telephone.



Let's Learn More



A Learn the words.

CD2
64



1. at home



2. at school



3. at the park



4. at the store



5. at the library



6. at the zoo

B Ask and answer.

CD2
65

Where is Kate?

She's at the library.

CD2
66



Where is Kate?

She's at the library.

C Play a game. Ask your partner.

CD2
67

Where is he?

He's at the park.

What's he doing?

He's playing baseball.



study → studying

eat → eating

buy → buying

take → taking

D Listen and do.

CD2
68



1. Snap your fingers.



2. Stamp your feet.



3. Open your mouth.



4. Close your eyes.

Let's Read



Phonics



A B C D E F G H I J K L M N O P Q R S T U V W X Y Z
a b c d e f g h i j k l m n o p q r s t u v w x y z

A Listen, point, and say. CD2 69

u_e



huge



tube

ue



blue



glue

ew



few




new

B Listen, point, and chant. CD2 70

The Long U Phonics Chant


My mule is cute.
Her name is June.
She loves sugar cubes
And new blue balloons.



C Listen and read along.

 CD2
71


Making Art



Do you have glue?
Yes, I do. It's new.



Is that blue?
Yes, it is. I like blue.



Do you have a few tubes?
No, I don't. Ask Sue.




Look at it.
It's huge! It's singing!

Let's Review



Listen and check

A Listen and check. CD2 72

1.   



A B C

2.   

A B C

3.   

A B C

4.   


A B C

5.   



A B C

6.   

A B C

7.  

A B

8.  

A B

Thank you for reading

Find more e-books and articles on Ketabton - your multilingual digital library.

www.ketabton.com

Ketabton - Pashto, Farsi, Arabic & English