

# Cursive Handwriting Practice Worksheets (A-Z)

---

Practice cursive letters A-Z with our cursive handwriting worksheets. From A to the mysterious cursive Z, you'll be an expert cursive writer when you're done. Download individually or the whole set at once. These are great for keeping around the classroom or study room at home. Anytime a student needs a quick reminder on a tricky cursive letter, have him complete the worksheet, and his cursive will be classy.

## Ketabton.com




# Table of Contents

---

Cursive A  
Cursive B  
Cursive C  
Cursive D  
Cursive E  
Cursive F  
Cursive Handwriting: "G"  
Cursive H  
Cursive I  
Cursive J  
Cursive K  
Cursive L  
Cursive M  
Cursive N  
Cursive O  
Cursive P  
Cursive Q  
Cursive R  
Cursive S  
Cursive T  
Cursive U  
Cursive V  
Cursive W  
Cursive X  
Cursive Y  
Cursive Z

# Cursive A



Trace the cursive letters, then write your own.

a a a

a a a

a a a

a a a

Trace the sentence written in script.

Amanda asks

Dan about

apples.

# Cursive B



Trace the cursive letters, then write your own.

B B B

B B B

b b b

b b b

Trace the sentence written in script.

Bart borrows

books on bugs

from Blair.

# Cursive C



Trace the cursive letters, then write your own.

C C C

C C C

c c c

c c c

Trace the sentence written in script.

Crystal rocks

creamy corn

chowder.

# Cursive D



Trace the cursive letters, then write your own.

D D D

D D D

d d d

d d d


Trace the sentence written in script.

Don delivers

delicious donuts

daily.

# Cursive E



Trace the cursive letters, then write your own.

E E E

E E E

e e e

e e e

Trace the sentence written in script.

Elisa eats

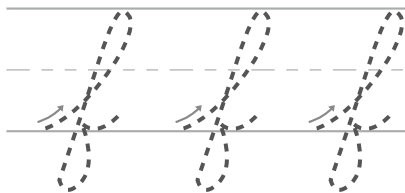
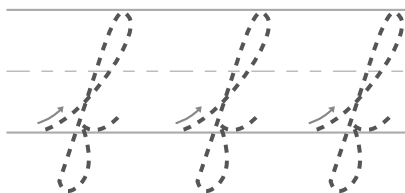
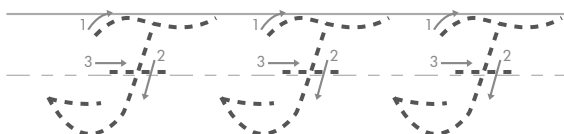
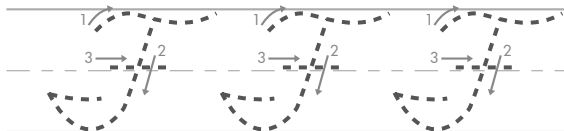
eggplants every

day.

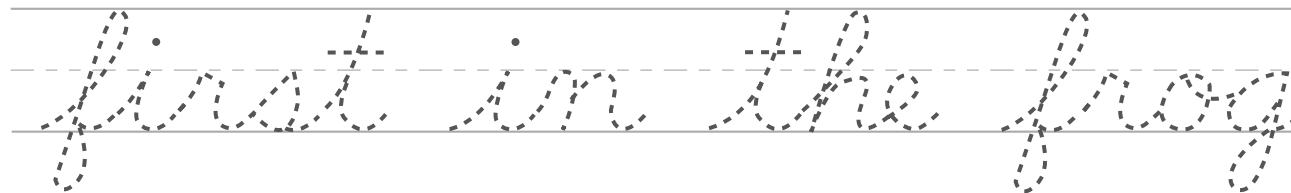

# Cursive F



Trace the cursive letters, then write your own.




Trace the sentence written in script.

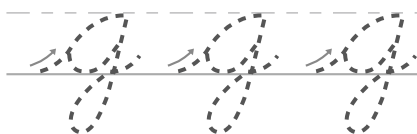
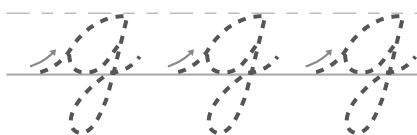






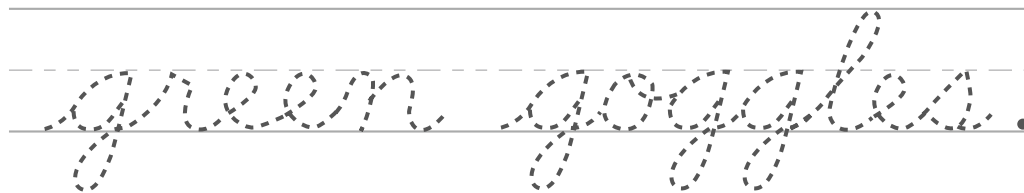
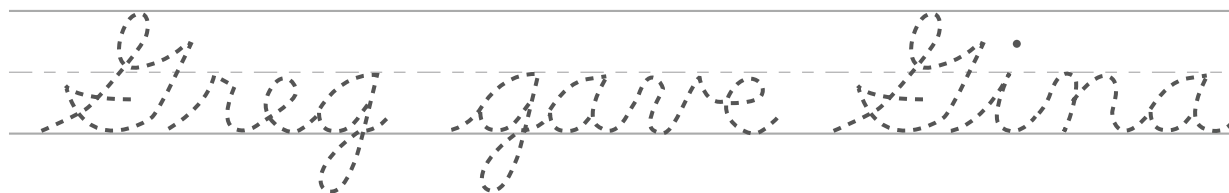
# Cursive G




Trace the cursive letters, then write your own.



Trace the sentence written in script.



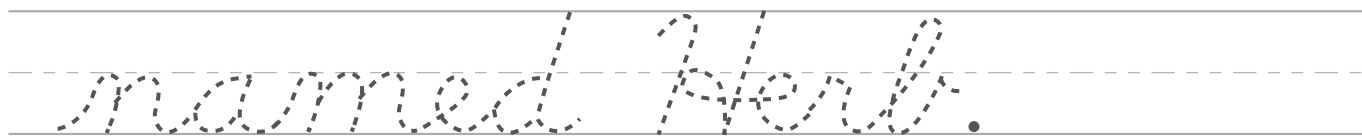
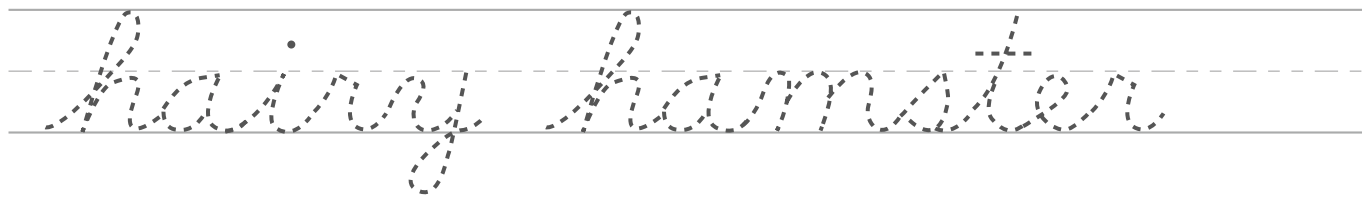
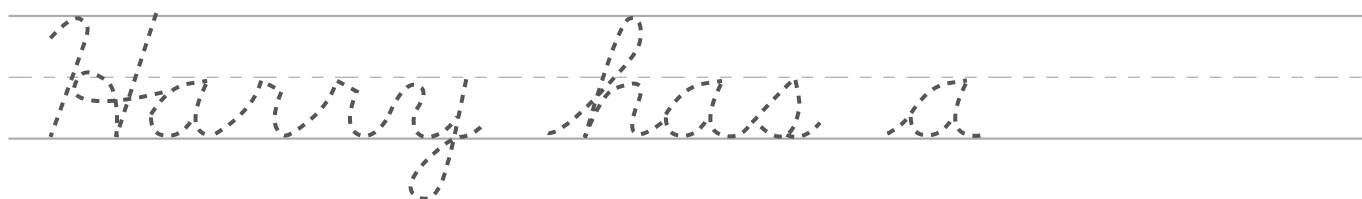
# Cursive H



Trace the cursive letters, then write your own.



Trace the sentence written in script.



# Cursive I



Trace the cursive letters, then write your own.

I I I

I I I

i i i

i i i

Trace the sentence written in script.

Ann ice skates

with Anna in

Indiana.

# Cursive J




Trace the cursive letters, then write your own.

Tracing practice for cursive uppercase 'J' and lowercase 'j'. The first two rows show three dashed uppercase 'J's on a set of three horizontal lines (top, middle-dashed, bottom), each with a small arrow indicating the starting point and direction of the stroke. The next two rows show three dashed lowercase 'j's on the same set of lines, each with a dot above the letter and a small arrow indicating the starting point and direction of the stroke.



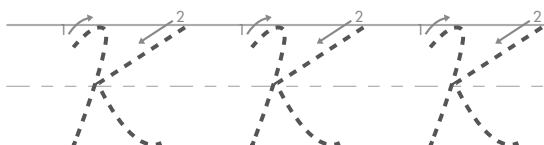
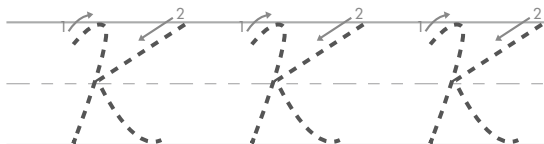
Trace the sentence written in script.

Tracing practice for a sentence in cursive script. The sentence "Jenny just ate jelly from a jar." is written in dashed lines across two rows of three horizontal lines each. The first row contains "Jenny just ate" and the second row contains "jelly from a jar." Each letter has a small dot indicating the starting point and a small arrow indicating the direction of the stroke.


# Cursive K




Trace the cursive letters, then write your own.



Trace the sentence written in script.





# Cursive L



Trace the cursive letters, then write your own.



Trace the sentence written in script.



# Cursive M



Trace the cursive letters, then write your own.

*M M M*

*M M M*

*m m m*

*m m m*

Trace the sentence written in script.

*Michelle earns*

*money making*

*masks.*

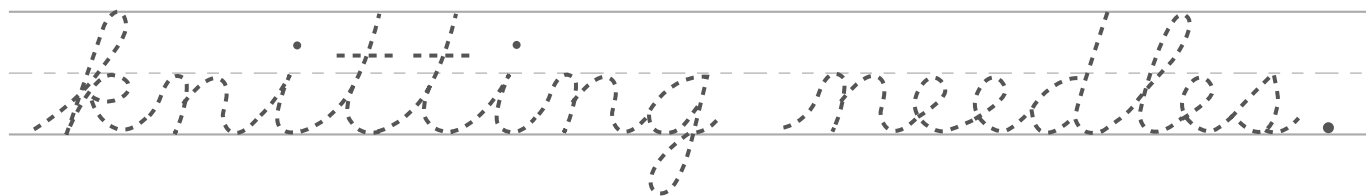
# Cursive N



Trace the cursive letters, then write your own.



Trace the sentence written in script.

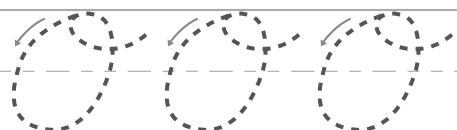
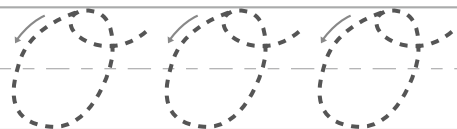





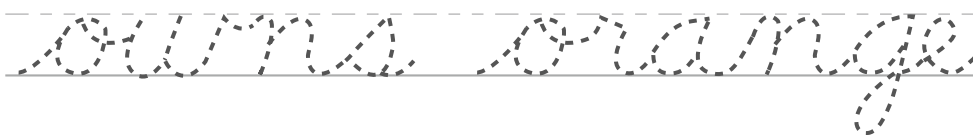
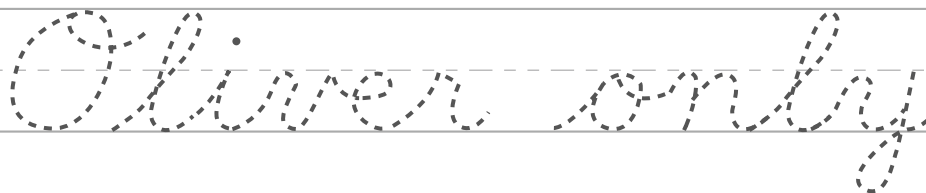
# Cursive O



Trace the cursive letters, then write your own.



Trace the sentence written in script.



# Cursive P



Trace the cursive letters, then write your own.

P P P

P P P

p p p

p p p


Trace the sentence written in script.

Patti picks

pretty petunias

with Pete.

# Cursive Q



Trace the cursive letters, then write your own.

Q Q Q

Q Q Q

q q q

q q q

Trace the sentence written in script.

Quincy ate quite

a bit of quiche.

# Cursive R



Trace the cursive letters, then write your own.

R R R

R R R

r r r

r r r

Trace the sentence written in script.

Rachel reads

books about

round rocks.

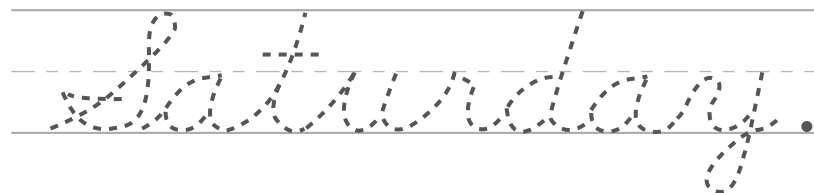
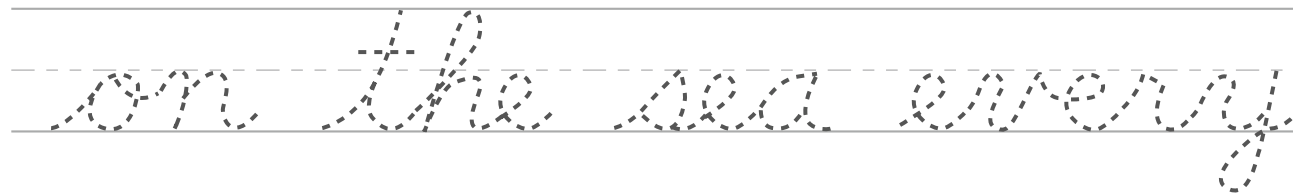
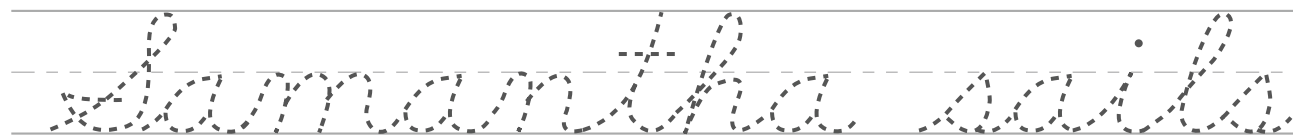
# Cursive S




Trace the cursive letters, then write your own.



Trace the sentence written in script.



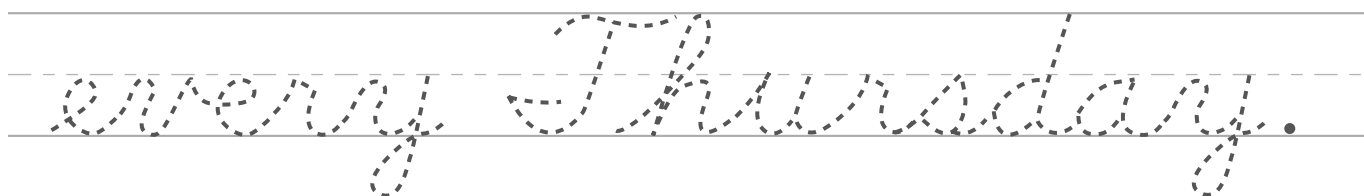
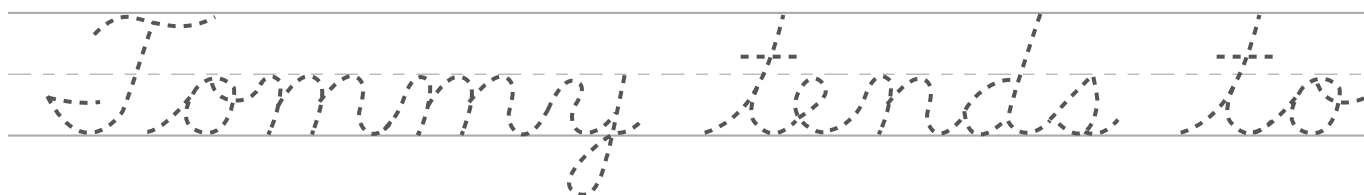
# Cursive T



Trace the cursive letters, then write your own.



Trace the sentence written in script.



# Cursive U



Trace the cursive letters, then write your own.

U U U

U U U

u u u

u u u

Trace the sentence written in script.

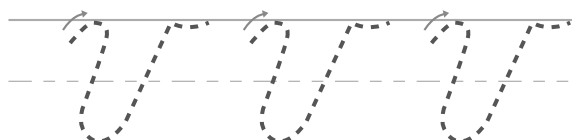
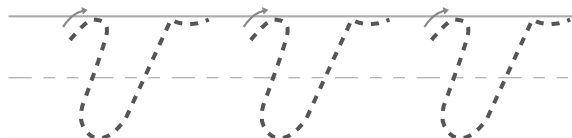
Umbrella under the

umbrella.

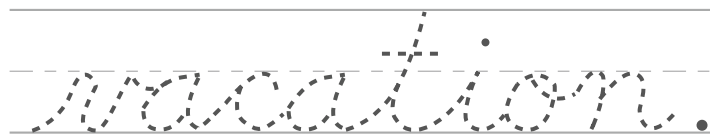
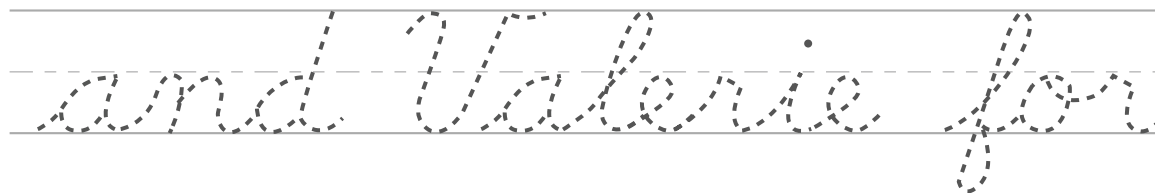

# Cursive V



Trace the cursive letters, then write your own.



Trace the sentence written in script.





# Cursive W



Trace the cursive letters, then write your own.

W W W

W W W

W W W

W W W

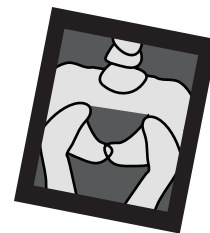
Trace the sentence written in script.

Will wishes

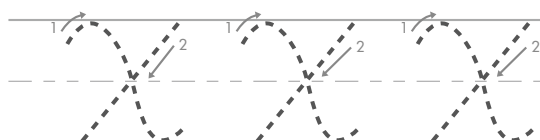
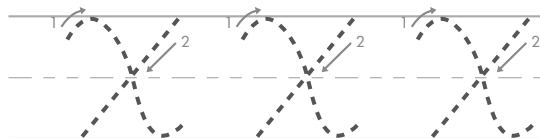
winter were

warmer.

# Cursive X



Trace the cursive letters, then write your own.



Trace the sentence written in script.

Xander took

some excellent

X-rays.

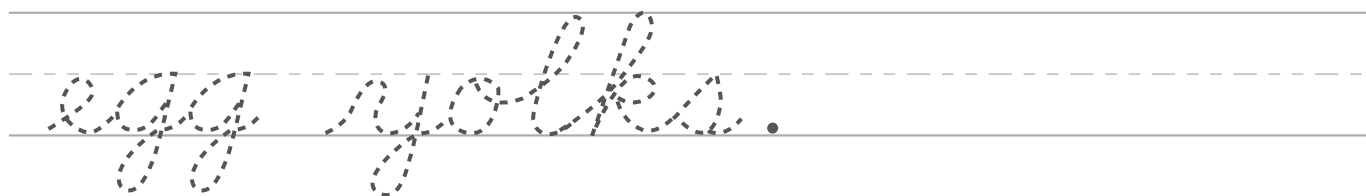
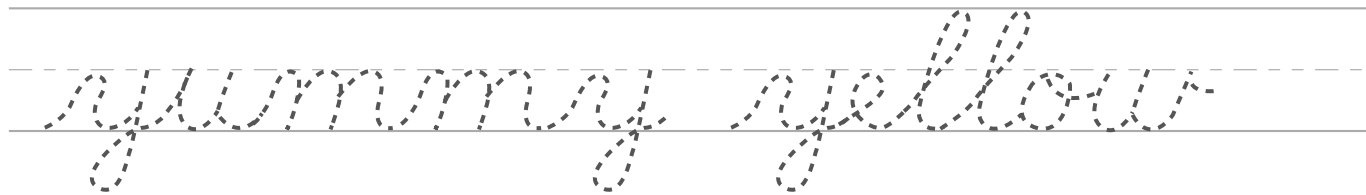
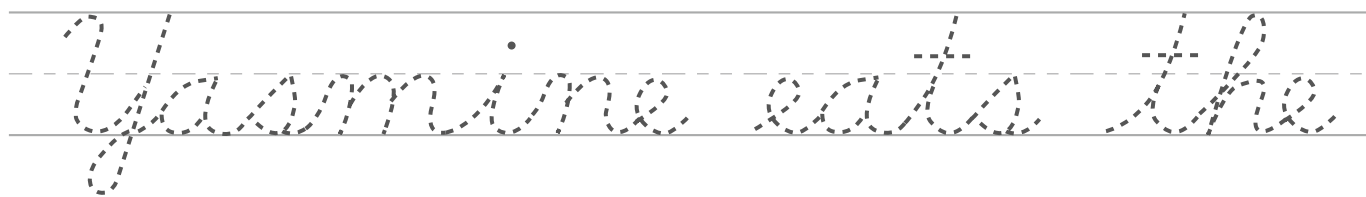
# Cursive Y



Trace the cursive letters, then write your own.



Trace the sentence written in script.



# Cursive Z



Trace the cursive letters, then write your own.

Tracing practice for cursive uppercase 'Z' and lowercase 'z'. Each row contains three dashed letters with arrows indicating the stroke direction. The letters are placed on a set of three horizontal lines (top, middle-dashed, bottom).

Trace the sentence written in script.

Tracing practice for a sentence in cursive script. The sentence is written in dashed lines on a set of three horizontal lines. The sentence reads: "Jack zoomed off to the zoo to see the zebra."

**Get more e-books from [www.ketabton.com](http://www.ketabton.com)  
Ketabton.com: The Digital Library**