

TM

TM

TM

TM



Ministry of Education  
Department of Curriculum &  
textbooks development

# English for Afghan Elementary School

**Grade 5 Pashto**



**Year: 2010**

TM

TM

TM

TM

TM

TM

TM

TM

درسي ڪتابونه د پوهني په وزارت پوري اړه لري.  
په بازار کي يې اخیستنه او خرڅونه په کلکه منع  
ده. له سرغړونکو سره قانوني چلن کيږي.

د چاپ کال: ۱۳۸۹هـ ش

TM

TM

TM

TM



Ministry of Education  
Department of Curriculum &  
textbooks development

# *English for Afghan Elementary Schools*

## **Grade 5**

Publication: 1389

## **Committees of Compiling, Research & Editing of Textbooks**

### **Revised by:**

1. Sayeed Nematullah Mushtaq
2. Rahmatullah Hamidi
3. Jamshid Zaynal
4. Freshta Kazmi
5. M. Osman Azizi

### **Religious, Political and Cultural Committee:**

1. Dr. Mohammad Yusof Niazi (Advisor to the Minister of Education).
2. Mohammad Asif Nang (Director of Publication and Information Directorate).

### **Observation, Research and Editing Committees:**

1. Dr. Abdul Ghafoor Ghaznawi (Deputy Minister of (Curriculum development, Teacher education and Science Center), Chairman.
2. Mohammad Sediq Patman (Deputy Minister of Academic Affair), Member
3. Abdul Zahir Gulistani (Head of Curriculum & Textbooks Development), Member.

**Composed and designed by: Hamidullah Ghafari**

بِسْمِ اللَّهِ الرَّحْمَنِ الرَّحِيمِ



### ملي سرود

دا وطن افغانستان دی	دا عزت د هر افغان دی
کور د سولې کور د تورې	هر بچي يې قهرمان دی
دا وطن د ټولو کور دی	د بلوڅو د ازبکو
د پښتون او هزاره وو	د ترکمنو د تاجکو
ورسره عرب، گوجر دي	پامېريان، نورستانيان
براهوي دي، قزلباش دي	هم ایماق، هم پشه یان
دا هیواد به تل ځلېږي	لکه لمر پر شنه آسمان
په سینه کې د آسیا به	لکه زړه وي جاویدان
نوم د حق مودی رهبر	وايو الله اکبر وایو الله اکبر

## بسم الله الرحمن الرحيم

### د پوهنې د وزير پېغام

#### گرانو استادانو، ښوونکو او زده کوونکو،

ښوونه او روزنه د هر هېواد د پراختيا او پرمختگ بنسټ جوړوي. تعليمي نصاب د ښوونې او روزنې مهم توکي دی چې د علمي پرمختگ او ټولنې د اړتياوو له مخې رامنځته کيږي. څرگنده ده چې علمي پرمختگ او ټولنيزې اړتياوې تل د بدلون په حال کې وي. له دې امله لازمه ده چې تعليمي نصاب هم علمي او رغنده انکشاف ومومي. البته نه ښايي چې تعليمي نصاب د سياسي بدلونونو او د اشخاصو د نظريو او هيلو تابع شي.

دا کتاب چې نن ستاسو په لاس کې دی، پر همدې ارزښتونو چمتو او ترتيب شوی دی. علمي گټورې موضوعگانې پکې زياتې شوې دي. د زده کړې په بهير کې د زده کوونکو فعال ساتل د تدريسي پلان برخه گرځيدلې ده.

هيله من يم دا کتاب له لارښوونو او تعليمي پلان سره سم د فعالې زده کړې د ميتودونو د کارولو له لارې تدريس شي او د زده کوونکو ميندې او پلرونه هم د خپلو لويو او زامنو په باکفيته ښوونه او روزنه کې پرله پسې گډه مرسته وکړي چې د پوهنې د نظام هيلې ترسره شي او زده کوونکو او هېواد ته ښې برياوې ور په برخه کړي.

زه پر دې ټکي پوره باور لرم چې زموږ گران استادان او ښوونکي د تعليمي نصاب په رغنده پلي کولو کې ستره دنده او دروند مسؤليت لري.

د پوهنې وزارت تل زيار کاري چې د پوهنې تعليمي نصاب د اسلام د سپېڅلي دين له بنسټونو، د وطن دوستۍ د پاک حس په ساتلو او علمي معيارونو سره سم د ټولنې د څرگندو اړتياوو له مخې پراختيا ومومي.

په دې ډگر کې د هېواد له ټولو علمي شخصيتونو، د ښوونې او روزنې له پوهانو او د زده کوونکو له ميندو او پلرونو څخه هيله لرم چې د خپلو نظريو او رغنده وړاندیزونو له لارې زموږ له مؤلفانو سره د درسي کتابونو په لاسه تاليف کې مرسته وکړي.

له ټولو هغو پوهانو څخه چې ددې کتاب په چمتو کولو او ترتيب کې يې مرسته کړې، له ملي او نړيوالو درنو موسسو، او نورو ملگرو هېوادونو څخه چې د نوي تعليمي نصاب په چمتو کولو او تدوين او د درسي کتابونو په چاپ او وېش کې يې مرسته کړې ده، مننه او درناوی کوم.

ومن الله التوفيق

فاروق وردگ

د افغانستان د اسلامي جمهوريت د پوهنې وزير

## Unit 1

## How Are You?

### Objectives:

1. Review of speaking, listening, reading, and writing in English
2. Review of vocabulary from grade 4

موخې:

۱. په انگلیسی کې د خبرو کولو، اوریدلو، لوستلو او لیکلو تکرار.
۲. د څلورم ټولګي د لوستل شوو کلمو تکرار.

### A. Dialogue 1



*Today is the first day of school. The teacher and students are meeting for the first time.*

د ښوونځي لومړی ورځ ده او زده کوونکي د لومړي ځل لپاره له خپل ښوونکي سره گوري.

- Teacher: Good morning students.  
Students: Good morning teacher.  
Teacher: How are you?  
Students: We're fine, thank you. How are you?  
Teacher: Fine thanks.



- Teacher: Good afternoon students.  
Students: Good afternoon teacher.  
Teacher: How are you this afternoon?  
Students: We're fine, thank you. How are you sir/madam?  
Teacher: I am fine. Thanks.



## Dialogue 2



*Aziz and Hashim are classmates.  
They are meeting each other.*

عزيز او هاشم ٽولگيوال دي. هغوى  
پخپلو کي يو له بل سره گوري.

A: Hi, my name is Aziz.

B: Hi, I am Hashim.

A: Nice to meet you.

B: Nice to meet you, too.

Hi, my name is \_\_\_\_\_.

Hi, I am \_\_\_\_\_.

Nice to meet you.

Nice to meet you, too.

## Dialogue 3

*Karim and Akram are meeting in  
the evening.*

کريم او اکرم ماڻهه له يو بل سره گوري.



A: Good evening Karim, how are you?

B: I am fine, thank you Akram.

A: How are you this evening Akram?

B: I am fine thank you.

Good evening \_\_\_\_\_, how are you?


I am fine, thank you \_\_\_\_\_.

How are you this evening \_\_\_\_\_.

I am fine thank you.

## B. Vocabulary

د لاندې انځورونو نومونه په انګلیسي واخلئ. *Name the following pictures in English.*



## C. The Alphabet: Listening and Speaking

غورښول او د الفبا د تورو تکرار

A B C D E F G H I J K L M N O P Q R S T U V W X Y Z

1. Listen to your teacher and repeat the alphabet after him/her.
2. Repeat the Alphabet A-Z letters with a partner.

## D. The Alphabet: Writing

## د الفبا د تورو لیکل

Complete these activities in your notebooks.

دغه فعالیت پخپلو کتابچو کې ترسره کړئ:

1. Practice writing the alphabet (A-Z) in capital letters form.
2. Practice writing the alphabet (a-z) in small form.

## E. Vocabulary Listening and Writing

## د لغاتو اور بدل او لیکل

Write the numbers 1-26. Listen to your teacher and write the words in your notebooks.

له یو څخه تر شپږویشتمې شمېرې پورې په خپلو کتابچو کې ولیکئ، بیا ښوونکي ته غوږ ونیسئ او کلمې یې ولیکئ:

- |          |           |           |           |
|----------|-----------|-----------|-----------|
| 1. _____ | 9. _____  | 17. _____ | 25. _____ |
| 2. _____ | 10. _____ | 18. _____ | 26. _____ |
| 3. _____ | 11. _____ | 19. _____ |           |
| 4. _____ | 12. _____ | 20. _____ |           |
| 5. _____ | 13. _____ | 21. _____ |           |
| 6. _____ | 14. _____ | 22. _____ |           |
| 7. _____ | 15. _____ | 23. _____ |           |
| 8. _____ | 16. _____ | 24. _____ |           |

## F. Spelling Practice

## په تورو د بېلولو مشق

Practice spelling the following words with a partner.

له خپل ملگري سره د لاندې کلمو املاء مشق کړئ:

A: How do you spell Dog?

B: D-O-G

- |          |          |          |            |
|----------|----------|----------|------------|
| 1. Apple | 4. Queen | 7. Fish  | 10. Egg    |
| 2. X-ray | 5. Yak   | 8. Radio | 11. Orange |
| 3. Wall  | 6. Sun   | 9. Lamp  | 12. Hen    |


## G. Writing Practice

Look at the pictures and write the correct word

انځورونو ته وگورئ او سمې کلمې ورته پخپلو کتابچو کې وليکئ.



apple



b



c



d



e



f



g



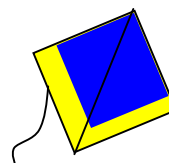
h



i



j



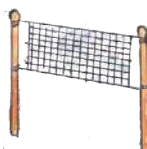
k



l



m



n



o



p



q



r



s



t



u



v



w



x



y



z

## H. Writing Practice

د لیکلو مشق

*Copy and translate the following sentences in your notebooks*

لاندې جملې وژباړئ او پخپلو کتابچو کې یې ولیکئ:

1. This is an apple.

This is an apple دا یوه مڼه ده.

2. This is a book.

\_\_\_\_\_

3. This is a car.

\_\_\_\_\_

4. What is this? It is a radio.

\_\_\_\_\_

5. What is this? It is a pen.

\_\_\_\_\_

6. Hello, how are you? I am fine, thank you.

\_\_\_\_\_

7. What is this? It is an umbrella.

\_\_\_\_\_

8. Look at this picture. What is it? It is an x-ray.

\_\_\_\_\_

9. Repeat after me. Now read the words. Hand, ice cream, eagle, fox.

\_\_\_\_\_

\_\_\_\_\_

10. Please stand up. Read this word. Ant. Spell the word. A-N-T.

\_\_\_\_\_

\_\_\_\_\_

Assessment: **Unit 1 Test**

**1. Spelling** توري ليكل، املاء

*Write the numbers (1-26) in your notebooks.*

له (۱ تر ۲۶) شمېرې پورې پخپلو کتابچو کې وليکئ.

Listen to your teacher say the vocabulary words and write the words correctly. خپل ښوونکي ته غوږ شئ، کلمې ولولئ او په سم شکل يې وليکئ.

Apple, book, cat, dog, fish, goat, hen, iron, jug, kite, lamp, map, net, orange, pen, queen, radio, sun, table, umbrella, van, wall, x-ray.


**2. Writing** ليکل

*Write the numbers (1-12) in your notebooks.*

له (۱-۱۲) پورې شمېرې پخپلو کتابچو کې وليکئ.

Look at the pictures and write their names in your notebook.

انځورونو ته وگورئ او سمې کلمې پخپلو کتابچو ورته وليکئ.



**3. Write the alphabet (A-Z) in your notebooks in capital form.**

**4. Write the alphabet (a-z) in your notebooks in small form.**

# Unit 2

## Pictures and Names

Objective:

1. Review of vocabulary from grade 4
2. Review of speaking, listening, reading, and writing in English

موخي:

۱. د څلورم ټولگي د لوستل شوو کلمو تکرار.
۲. په انگلیسي د خبرو کولو، اوریدلو، لوستلو او لیکلو تکرار.

### A. Vocabulary

Name the following pictures in English.

لاندې انځورونو ته وگورئ او په انگلیسي یې نومونه واخلئ.



1



2



3



4



5



6



7



8



9



10



11



12



13



14



15



16



17



18



19



20



21



22



23



24



25



26

## **B. Vocabulary Listening and Writing**

کلمو ته غور نښول او لیکل

*In your notebooks, write numbers 1-26.*

پخپلو کتابچو کې له (۱ تر ۲۶) پورې شمېرې ولیکئ:

- |          |           |           |           |
|----------|-----------|-----------|-----------|
| 1. one   | 9. _____  | 17. _____ | 25. _____ |
| 2. _____ | 10. _____ | 18. _____ | 26. _____ |
| 3. _____ | 11. _____ | 19. _____ |           |
| 4. _____ | 12. _____ | 20. _____ |           |
| 5. _____ | 13. _____ | 21. _____ |           |
| 6. _____ | 14. _____ | 22. _____ |           |
| 7. _____ | 15. _____ | 23. _____ |           |
| 8. _____ | 16. _____ | 24. _____ |           |

## **C. Spelling Practice**

د املاء د بېلولو مشق

*Practice spelling of the following words with a partner.*

له خپل ملگري سره د لاندې کلمو املاء مشق کړئ:

*A: How do you spell table?*

*B: D-E-S-K*

- |          |          |          |            |
|----------|----------|----------|------------|
| 1. Apple | 4. Queen | 7. Fish  | 10. Egg    |
| 2. X-ray | 5. Yak   | 8. Radio | 11. Orange |
| 3. Wall  | 6. Sun   | 9. Lamp  | 12. Hen    |

## **D. Writing Practice**

*Copy and translate the following sentences in your notebook*

لاندې جملې پخپلو کتابچو کې ولیکئ او وپې ژباړئ:

1. Is this a wolf?

No, it is not a wolf.

It is a zebra.



\_\_\_\_\_

\_\_\_\_\_

\_\_\_\_\_

2. Is this a car?

No, it is not a car.

It is a van.



\_\_\_\_\_

\_\_\_\_\_

\_\_\_\_\_



3. Is this a vase?

No, it is not a vase.

It is a glass.



---

---

4. Is this an eagle?

No, it is not an eagle.

It is a fox.



---

---

5. Is this a star?

No, it is not a star.

It is a moon.



---

---

6. Is this a quail?

No, it is not a quail.

It is an ant.



---

---

7. Is this an x-ray?

No, it is not an x-ray.

It is a jar.



---

---

---

**E. Writing practice**

**د ليكلو مشق**

Write the correct names for each picture in your notebooks.

د اړوندو انځورونو سم نومونه پخپلو کتابچو کې وليکئ.



1 Ant



2 \_\_\_\_\_



3 \_\_\_\_\_



4 \_\_\_\_\_



5 \_\_\_\_\_



6 \_\_\_\_\_



7 \_\_\_\_\_



8 \_\_\_\_\_



9 \_\_\_\_\_



10 \_\_\_\_\_



11 \_\_\_\_\_



12 \_\_\_\_\_



13 \_\_\_\_\_



14 \_\_\_\_\_



15 \_\_\_\_\_



16 \_\_\_\_\_



17 \_\_\_\_\_



18 \_\_\_\_\_



19 \_\_\_\_\_



20 \_\_\_\_\_



21 \_\_\_\_\_



22 \_\_\_\_\_



23 \_\_\_\_\_



24 \_\_\_\_\_



25 \_\_\_\_\_



26 \_\_\_\_\_

### F. Speaking Practice: Vegetables

Name the following pictures in English.

دخبرو کولو مشق: سابه

د لاتدي انځورونو نومونه په انگلیسی واخلي.



1



2



3



4.



5.



6.

### G. Spelling and Writing of Vegetables

*In your notebook, write the numbers 1.6. Listen to your teacher and write the words.*

پخپلو کتابچو کې له ۱ تر ۶ پورې وليکئ. خپل بنوونکي ته غوږ شئ او کلمې وليکئ.

1. Carrot \_\_\_\_\_

4. \_\_\_\_\_

2. \_\_\_\_\_

5. \_\_\_\_\_

3. \_\_\_\_\_

6. \_\_\_\_\_

### H. What is this?

*Look at the part (F) pictures. One student asks a question about the picture, the other student answers. Switch roles*

پورته انځورونه وگورئ یو زده کوونکي پوښتنه کوي او بل يې ځوابوي. په دې ډول دې زده کوونکي په وار سره برخه واخلي.

*Example:*

Student A: What is this?

Student B: It is a radish.



### I. Fruits

### میوه جات

Name the following pictures in English after your teacher.

له ښوونکي وروسته د لاندې انځورونو نومونه په انګلیسي واخلئ.



(pear, melon, apricot, cherry, watermelon, peach, banana)

### J. Spelling and Writing of Fruits

د لیکلو مشق او د مېوو د کلمو په تورو بیلول.

In your notebooks, write the words of part (I).

پخپلو کتابچو کې د لومړۍ برخې کلمې ولیکئ.

- |                  |          |          |
|------------------|----------|----------|
| 1. <u>Cherry</u> | 4. _____ | 7. _____ |
| 2. _____         | 5. _____ |          |
| 3. _____         | 6. _____ |          |

### K. What is this?

Look at the pictures of the fruit in exercise (I). One student asks a question about the picture, the other student answers.

د مېوو په انځورونو کې لومړنی مشق وګورئ، یو زده کوونکی د یو تصویر په باب پوښتنه کوي او بل یې ځواب ورکوي.

Example:

Student A: What is this?

Student B: It is a peach.



### L. Do you like ----- ?

*Ask and answer questions with your partner. Follow the example:*

له خپل ملگري سره د بيلگې له مخې سوال او ځواب وکړئ.

Example:

Student A: Do you like carrots?



Student B: Yes, I like carrots/ No, I do not like carrots.

- |             |               |             |              |
|-------------|---------------|-------------|--------------|
| 1. Carrots  | 4. Watermelon | 7. Pears    | 10. Melon    |
| 2. Apples   | 5. Cabbage    | 8. Cherries | 11. Peaches  |
| 3. Radishes | 6. Eggs       | 9. Turnips  | 12. Tomatoes |

### M. Speaking: What is this?

Work in pairs. Student A asks a question and student B answers.

Example:

Student A: What is this?

Student B: It is a tree.



- |          |          |           |           |               |
|----------|----------|-----------|-----------|---------------|
| 1. Ant   | 6. Ball  | 11. Car   | 16. Table | 21. Eye       |
| 2. Glass | 7. Hand  | 12. Jar   | 17. Key   | 22. Fox       |
| 3. Lock  | 8. Moon  | 13. Nest  | 18. Onion | 23. Pencil    |
| 4. Quail | 9. Rose  | 14. Star  | 19. Tree  | 24. Uniform,  |
| 5. Vase  | 10. Wolf | 15. X-ray | 20. Yoke  | 25. Zebra     |
|          |          |           |           | 26. Ice cream |

Assessment: **Unit 2 Test**

1. Spelling. Write numbers 1-26 in your notebooks. Listen to your teacher say the words and write them correctly.

له ۱ تر ۲۶ پورې شمېرې وليکئ، بنوونکي ته غوږ شئ او پخپلو کتابچو کې په سم شکل کلمې وليکئ.

(ant, ball, car, table, eye, fox, glass, hand, ice cream, jar, key, lock, moon, nest, onion, pencil, quail, rose, star, tree, uniform, vase, wolf, x-ray, yoke, zebra)

2. Look at the pictures and write their names in your notebooks.

انځورونو ته وگورئ او پر خپلو کتابچو کې په سم شکل نومونه ورته وليکئ.



1.



2.



3.



4.



5.



6.



7.



8.



9.



10.



11.



12.

3. Write six sentences about the fruits you like or don't like.

د هغو مېوو لپاره چې ستاسو خوښيږي او يا مو نه خوښيږي شپږ جملې وليکئ.

4. Write six sentences about the vegetables you like or don't like.

د هغو سبو لپاره چې ستاسو خوښيږي او يا مو نه خوښيږي شپږ جملې وليکئ.

## Unit 3

## Parts of the Body

Objectives:

1. Review of speaking, listening, reading, and writing in English
2. Review of vocabulary from grade 4

موخي:

۱. په انگلیسی د خبرو کولو، اوریدو، لوستلو او لیکلو تکرار.
۲. د څلورم ټولگی د لوستل شوو کلمو تکرار.

### A. Vocabulary: The face

Name the following pictures in English after your teacher.

له بنوونکي وروسته په انگلیسي د لاتدي انځورونو نومونه واخلي.



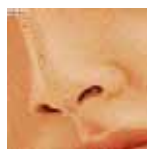
1



2



3



4



5



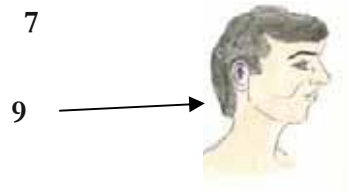
6



7



8



9

### B. Listening and Writing

اورېدل او لیکل

In your notebooks, write the numbers 1-9. Listen to your teacher and write the words.

په خپلو کتابچو کې له ۱ څخه تر ۹ پورې شمېرې ولیکئ. خپل بنوونکي ته غوږ شئ او کلمې په کې ولیکئ.

1. \_\_\_\_\_

4. \_\_\_\_\_

7. \_\_\_\_\_

2. \_\_\_\_\_

5. \_\_\_\_\_

8. \_\_\_\_\_

3. \_\_\_\_\_

6. \_\_\_\_\_

9. \_\_\_\_\_

### C. Speaking Practice

د خبرو کولو مشق

Practice saying the following sentences.

**This is a boy.**

This is his head.

This is his mouth.

These are his lips.

These are his teeth.

This is his neck.

This is his nose.

These are his ears.

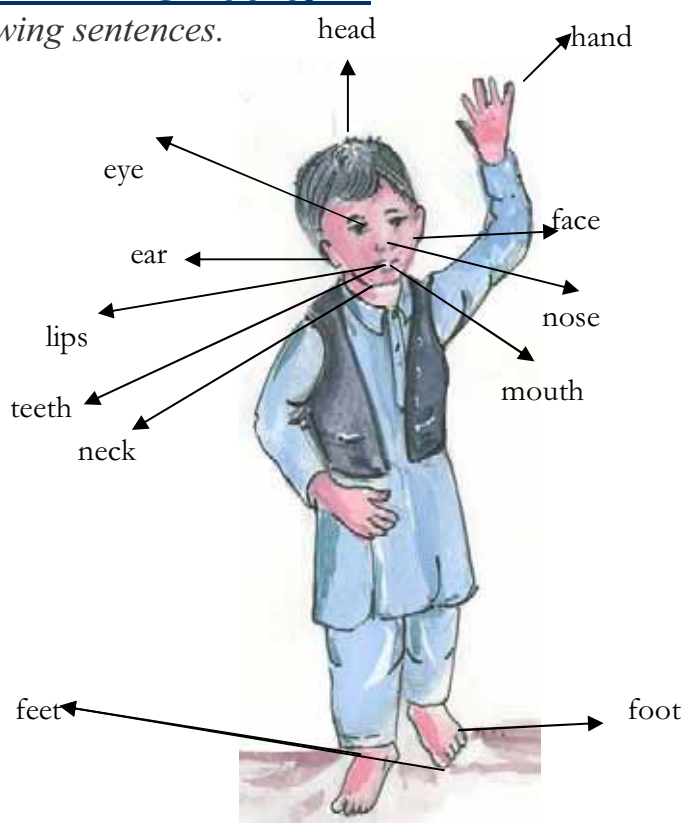
These are his eyes.

This is his face.

This is his hand.

This is his foot.

These are his feet.



### D. "This is" and "These are"

I am Hamid.

This is my head.

These are my eyes.

- |         |          |           |
|---------|----------|-----------|
| 1. Head | 5. Teeth | 9. Eye    |
| 2. Eyes | 6. Ears  | 10. Lips  |
| 3. Nose | 7. Mouth | 11. Hands |
| 4. Ear  | 8. Neck  | 12. Foot  |

Practice with your partner and take turns.

په خپل وار سره له خپل ملگری سره مشق وکړئ.



## E. "That is" and "Those are"

Practice the following dialogue with your partner

لاندې محاوره له خپل ملگری سره مشق کړئ.

Student A: Points to his head. "What is this?"

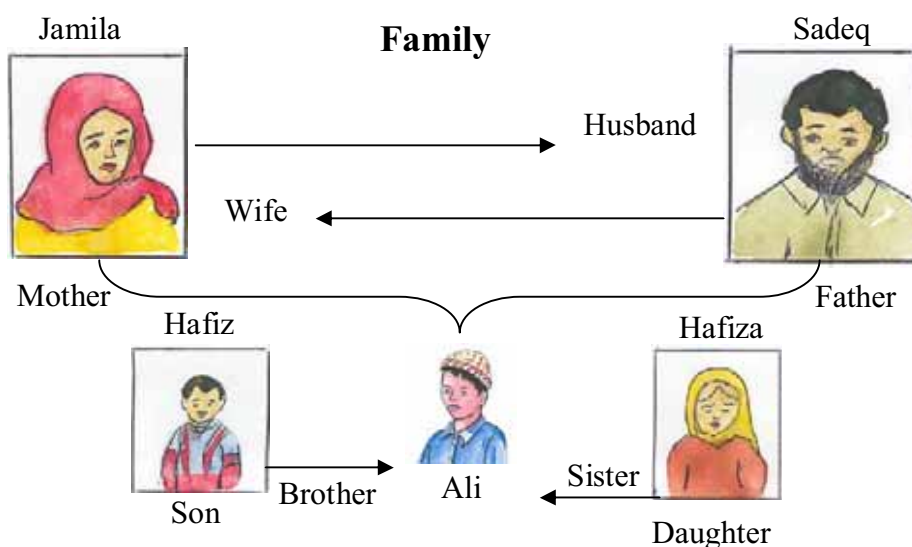
Student B: That is your head.

Student B: Points to his eyes. "What are these?"

Student B: Those are your eyes

- |         |          |          |          |
|---------|----------|----------|----------|
| 1. Head | 4. Nose  | 7. Teeth | 10. Hand |
| 2. Face | 5. Mouth | 8. Eye   | 11. Foot |
| 3. Ear  | 6. Lips  | 9. Neck  | 12. Feet |

## F. Listening and writing



**I am Ali. This is my family. Sadeq is my father and Jamila is my mother. Hafiza is my sister. I am Hafiz's brother Sadeq and Jamila are our parents.**

Answer the following questions in your notebook.

لاندې پوښتنو ته پخپلو کتابچو کې ځواب ولیکئ.

1. Who is Ali's mother?
2. Who is Hafiza's brother?
3. Who are Sadeq and Jamila's children?
4. Who are Sadeq and Jamilia's sons?
5. Who is Sadeq and Jamila's daughter?
6. Who are Ali and Hafiz's parents?

### G. Speaking

Listen to your teacher and read the following dialogue.

خپل ښوونکي ته غوږ شئ او لاندې محاوره ولولئ.

A: Hello Hashim, how are you?

B: I am fine, thank you.

A: Do you have a big family?

B: No, I do not. There are five people in our family.  
(myself, my father, mother, sister, and brother).

### H. Writing

Complete the following dialogue.

لاندې دیا لوگ پوره کړئ.

Hello \_\_\_\_\_, how are you?

I am fine, \_\_\_\_\_.

Do you have a \_\_\_\_\_ family?

No, I don't we are \_\_\_\_\_ in our family.

My father, \_\_\_\_\_, my brother, my sister and myself.

### I. Plurals

Repeat these words after your teacher. They are in singular and plural forms.

دا کلمې له ښوونکي وروسته تکرار کړئ. هغه د جمع او مفرد په شکل دي.

<b>Singular (Only 1)</b>	<b>Plural (More than 1)</b>
Boy	Boys
Girl	Girls
Family	Families
Man	Men
Woman	Women
Child	Children

## J. Prediction: Hamid's Family



Look at the picture and make 3 predictions on what you think the story is going to be about. Write them in your notebooks.

تصویر ته وگورئ. د هغوی د کیسی په اړه څه فکر کوئ؟ خپلې درې وړاندوینې ولیکئ.

Prediction #1 \_\_\_\_\_

Prediction #2 \_\_\_\_\_

Prediction #3 \_\_\_\_\_

*Share your predictions with a partner.*

خپلې وړاندوینې له ملگری سره شریکې کړئ.

## K. Story: Hamid's Family

Look at the picture of J, listen to your teacher and read the following story:

د J د برخې انځور ته وگورئ. ښوونکي ته غوږ شی. لاندې کیسه ولولئ.

Look at above picture. It is Hamid's family. There are five people in his family. Hamid is the father of the family. He is a doctor. Halima is the mother of the family. She is a nurse. Hamid is the husband of Halima. He is a kind man. Halima is the wife of Hamid. She is a kind woman. Hamid and Halima have three children. They have two sons and one daughter. Their sons are Ali and Aziz. Their daughter is Hafiza. Aziz is a teacher. He helps his brother and sister. His brother and sister are students. Ali is a good boy and Hafiza is a good girl.

## L. Story: Kabir's family

*Listen to your teacher while he/she is reading the following story.*

خپل ښوونکي ته د کیسې لوستلو په وخت کې غوږ شی.

**I am a student in grade 5. My name is Kabir. My father is a doctor. His name is Kazim. We live in Kabul. Our house is in Khair Khana. My family is not big. I have a brother and a sister. My brother is a teacher. My sister and I are students. My brother is married. He has a wife, a son and a daughter, Their house is in Kart-e-Parwan.**

1. Read the story silently two times.
2. Read the story out loud to your partner two times, then switch roles.
3. Read the story for your partner and how your partner write the story in his/her mother tongue.

## M. Writing: My Story

*Make your own story in English using exercise L as a model*

د نمونې په توګه د (۱۲ . ۳) له مشق نه په ګټه اخیستلو خپله کیسه ولیکئ:

---

---

---

---

---

---

---

1. Write your story in your notebook.
2. Read your story to your partner and classmates.

Assessment: **Unit 3 Test**

1. Spelling and writing. Write the numbers 1-7 in your notebooks. Listen to your teacher when he/she reads the sentences. Write the sentences in your notebooks.
  - This is Habib. Halima is his wife.
  - This is Halima. Habib is her husband.
  - This boy is Ali. His father is Habib.
  - This girl is Hafiza. Her mother is Halima.
  - Ali has a sister. Her name is Hafiza.
  - Hafiza has a brother. His name is Ali.
  - Habib and Halima have a son.
  - Halima and Habib have a daughter.
  
2. Plurals. Write the numbers 1-10 in your notebooks and then write the plural form of the words from the frame:

Read the following words and sentences.

1. Picture – look at the picture.
2. Family – This is Hamid's family.
3. Farmer – Hamid is a farmer.
4. Doctor – His father is a Doctor.
5. Nurse – Her mother is a nurse.
6. Teacher – My brother is a teacher.
7. Student – Kabir's sister is a student.

Write the plural form of these words in your notebooks.

<b>Singular</b>	<b>Plural</b>
1. <b>Apple</b>	
2. <b>Car</b>	
3. <b>Man</b>	
4. <b>Boy</b>	
5. <b>Child</b>	
6. <b>Woman</b>	
7. <b>Family</b>	
8. <b>Lip</b>	
9. <b>Eye</b>	
10. <b>Ear</b>	

# Unit 4

## In the Classroom

### Objectives:

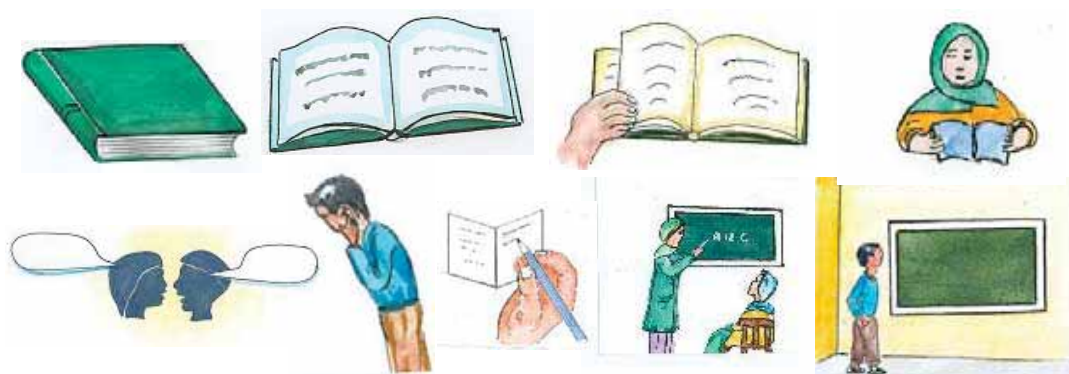
1. Understanding classroom instructions and vocabulary
2. Writing and spelling classroom-related words

موخى:

۱- د ټولگي په اړوندو کلمو او لارښوونو پوهیدل.

۲- د ټولگي د اړوندو کلمو لیکل او اسپیل کول.

### A. Vocabulary Presentation



Hold - open – turn – read – talk – listen – repeat – write – look at.


### B. Vocabulary Usage

STUDENT A: *Look at exercise A*

STUDENT B: *Look at exercise B Say the words*

STUDENT A: *Point to the picture of part A.*

*Change roles and repeat.*



This is a book. Open your book. Turn to page 8 Read page 14.



Talk to your partner Listen Repeat Write. Look at the board

### C. Writing Practice

---

Copy and translate the following sentences in your notebook

له بېلگې سره سم لاندې جملې خپلو کتابچو ته نقل او ويې ژباړئ:

1. This is a book.

**This is a book**

دا يوه کتاب دی.

---

---

2. Open your book.

---

---

3. Turn to page 24.

---

---

4. Read page 32.

---

---

5. Talk to your partner.

---

---

6. Listen to the teacher.

---

---

7. Repeat the word.

---

---

8. Write in your notebook.

---

---

9. Look at the board.

---

---

### D. Writing and Spelling

Listen to your teacher and write the sentences from exercise C.

بښوونکي ته غورښه او د C د برخې جملې وليکئ.

### E. Complete the sentences

1. Open your \_\_\_\_\_.
2. Talk to your \_\_\_\_\_.
3. Look at the \_\_\_\_\_.
4. My \_\_\_\_\_.
5. \_\_\_\_\_ to page 16.
6. \_\_\_\_\_ is a book.

### F. Writing Practice

A B C D E F G H I J K L M N O P Q R S T U V W X Y Z

Say and write:	Say and write:	Writing Practice	Writing Practice
A _____	a _____	A _____	a _____
B _____	b _____	B _____	b _____
C _____	c _____	C _____	c _____
D _____	d _____	D _____	d _____
E _____	e _____	E _____	e _____
F _____	f _____	F _____	f _____
G _____	g _____	G _____	g _____
H _____	h _____	H _____	h _____
I _____	i _____	I _____	i _____
J _____	j _____	J _____	j _____
K _____	k _____	K _____	k _____
L _____	l _____	L _____	l _____
M _____	m _____	M _____	m _____
N _____	n _____	N _____	n _____
O _____	o _____	O _____	o _____
P _____	p _____	P _____	p _____
Q _____	q _____	Q _____	q _____
R _____	r _____	R _____	r _____
S _____	s _____	S _____	s _____
T _____	t _____	T _____	t _____
U _____	u _____	U _____	u _____
V _____	v _____	V _____	v _____
W _____	w _____	W _____	w _____
X _____	x _____	X _____	x _____
Y _____	y _____	Y _____	y _____
Z _____	z _____	Z _____	z _____



## G. Class Objects

## د ټولگي شيان

*Listen and repeat.*

واورئ او تکرار بي کړئ.



- |          |           |                |             |
|----------|-----------|----------------|-------------|
| 1. Wall  | 5. Window | 9. Chair       | 13. Teacher |
| 2. Clock | 6. Eraser | 10. Computer   |             |
| 3. Map   | 7. Chalk  | 11. Student    |             |
| 4. Door  | 8. Table  | 12. Blackboard |             |

## H. "What's this?"

*Practice asking the following questions with a partner.*

لاندې پوښتنې په نوبت له خپل يو ملگري سره تمرين کړئ.

Student A: What is this?

Student B: It is a map.

- |          |           |                |
|----------|-----------|----------------|
| 1. Wall  | 5. Window | 9. Chair       |
| 2. Clock | 6. Eraser | 10. Computer   |
| 3. Map   | 7. Chalk  | 11. Student    |
| 4. Door  | 8. Table  | 12. Blackboard |

## I. Spelling

*Work with a partner. Spell the word to your partner. Students should take turns.*

د ملگري په مرسته کلمه خپل ملگري ته هجا کړئ. زده کوونکي دې نوبت واخلي.

*Example:*

**Student A: Chalk**

**Student B: How do you spell that?**

**Student A: C-H-A-L-K**

Book	Partner	Write	Read
Page	Blackboard	Repeat	Talk

### J. Verbs



#### Open:

I You We They	<i>open</i>
He She It	<i>opens</i>

Pair work: write the correct form of the verb (open) in the blank spaces, and then translate each sentence.

گروپی کار: د open فعل د تشو ځایونو په مناسب ځای کې ولیکئ او هره جمله وژباړئ.

- I **open** a book. زه کتاب پرانیزم
- You \_\_\_\_\_ a book. \_\_\_\_\_
- He \_\_\_\_\_ a book. \_\_\_\_\_
- She \_\_\_\_\_ a book. \_\_\_\_\_
- It \_\_\_\_\_ a book. \_\_\_\_\_
- We \_\_\_\_\_ a book. \_\_\_\_\_
- You \_\_\_\_\_ a book. \_\_\_\_\_
- They \_\_\_\_\_ a book. \_\_\_\_\_



#### Turn:

I You We They	<i>turn</i>
He She It	<i>turns</i>

- I **turn** \_\_\_\_\_ to page 6. زه شپږم مخ اړوم.
- You \_\_\_\_\_ to page 14. \_\_\_\_\_
- He \_\_\_\_\_ to page 5. \_\_\_\_\_
- She \_\_\_\_\_ to page 34. \_\_\_\_\_
- It \_\_\_\_\_ to page 21. \_\_\_\_\_
- We \_\_\_\_\_ to page 3. \_\_\_\_\_
- You \_\_\_\_\_ to page 5. \_\_\_\_\_
- They \_\_\_\_\_ to page 11. \_\_\_\_\_

Assessment : ( ارزونه ) **Unit 4 Test**

1. Translate the following words in English and write them in your notebooks.

لاندې کليمې په انگليسي وژباړې او په خپلو کتابچو کې وليکئ.  
کتاب، قلم، زده کوونکی، ليکل، لوستل

2. Write the correct word.

- |                        |                      |
|------------------------|----------------------|
| 1. Open your _____.    | 4. My _____.         |
| 2. Talk to your _____. | 5. _____ to page 16. |
| 3. Look at the _____.  | 6. _____ is a book.  |

3. Fill in the blanks with the correct form of the verb.

1. She \_\_\_\_\_ to page 34.
2. You \_\_\_\_\_ a book.
3. It \_\_\_\_\_ to page 21.
4. He \_\_\_\_\_ a book.
5. We \_\_\_\_\_ to page 3.
6. You \_\_\_\_\_ to page 5.
7. I \_\_\_\_\_ a book.
8. She \_\_\_\_\_ a book.

# Unit 5

## My Classroom

### Objectives:


1. Asking about items in the classroom.
2. Understanding classroom instructions and vocabulary.
3. Knowing numbers 1-20.
4. Knowing the plural form of nouns and using of (there is and there) are correctly.

موخې:

- ۱- د ټولگي د اړوندو شيانو پوښتنې.
- ۲- د ټولگي په اړوندو کلمو او هداياتو پوهېدل او په تورو يې بېلول.
- ۳- له ۱ تر ۲۰ پورې په شمېرو پوهېدل.
- ۴- د نومونو د جمع په صورت پوهېدل او په سم شکل د there is & there are کلمو استعمال.

### A. Vocabulary Presentation

Name the following pictures after your teacher.



teacher, book, chair, dictionary, eraser, notebook, wastebasket, paper, table, computer, pen, pencil.

### B. Vocabulary Presentation

STUDENT A: Look at exercise A.

STUDENT B: Look at exercise B. Say the sentences.

STUDENT A: Point to the picture.



This is a teacher. This is a book. This is a dictionary. This is a chair.



This is an eraser. This is a wastebasket. This is a table. This is a computer.



This is a piece of paper. This is a pen. This is a pencil.

### C. Pronunciation:

*Listen to your teacher and repeat the words of part A after him/her.*

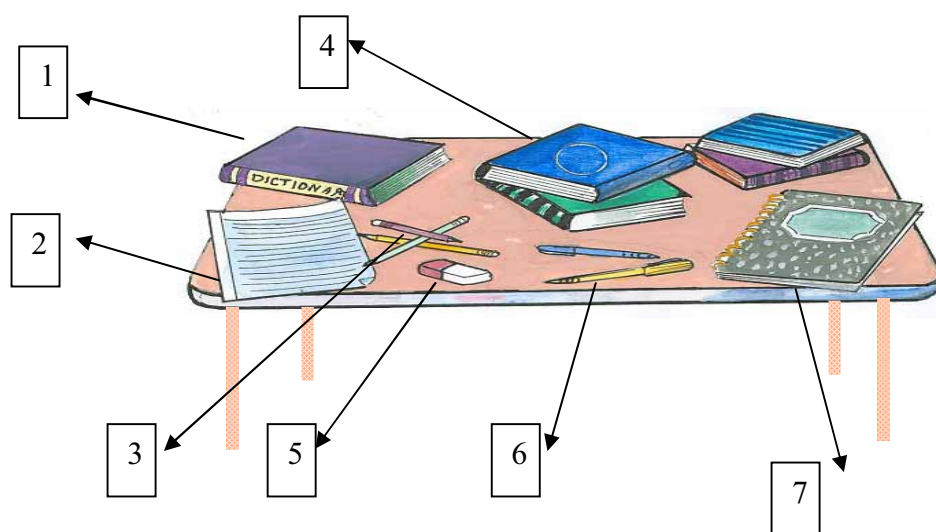
### D. Speaking

*Work in pairs: Ask and answer questions with your partner.*

Example:

Student A: What is picture number 1?

Student B: Dictionary.



### E. Spelling

*Work in pairs. Choose a word from the box and spell it to your partner. Then students take turns.*

دوه کسيز فعاليت: له بکس څخه يوه کلمه انتخاب او خپل ملگري ته يې توري وواياست. له هغې وروسته زده کوونکي دې فعاليت ته دوام ورکوي.

**Student A: Notebook.**  
**Student B: How do you spell that?**  
**Student A: N-O-T-E-B-O-O-K**  
**Student B: (writes the word in his/her notebook)**

School	table	student
Board	notebook	teacher
Book	paper	
Calendar	partner	
Chair	pen	
Clock	pencil	

### F. Work in pairs:

*Ask and answer questions with your partner. Follow the example:*

Student A: Is this your book?  
Student B: Yes, it is my book.



Pencil



eraser



notebook



pencil sharpener



Computer



pen



table



dictionary

### G. Singular and Plural

*Listen and repeat.*



a pencil



pencils



an eraser



erasers



a book



books



a teacher



teachers



a student



students



a notebook



notebooks



a computer



computers



a pen



pens

### H. Numbers One to Twenty

1 2 3 4 5 6 7 8 9 10 11 12 13 14 15 16 17 18 19 20

*Listen to your teacher. Repeat the numbers. Write the numbers in your notebooks.*

## I. More Practice with (Spelling) Numbers

*Listen and repeat.*

- |          |              |
|----------|--------------|
| a. One   | k. Eleven    |
| b. Two   | l. Twelve    |
| c. Three | m. Thirteen  |
| d. Four  | n. Fourteen  |
| e. Five  | o. Fifteen   |
| f. Six   | p. Sixteen   |
| g. Seven | q. Seventeen |
| h. Eight | r. Eighteen  |
| i. Nine  | s. Nineteen  |
| j. Ten   | t. Twenty    |

*Work in pairs: Spell the above numbers. Follow the example:*

**Student A: Seventeen.**

**Student B: How do you spell that?**

**Student A: S-E-V-E-N-T-E-E-N**

**Student B: (writes the word in his/her notebook)**


## J. Write the words for each number

- |               |          |         |           |
|---------------|----------|---------|-----------|
| 10 <u>ten</u> | 14 _____ | 4 _____ | 1. _____  |
| 19 _____      | 11 _____ | 7 _____ | 3. _____  |
| 20 _____      | 13 _____ | 2 _____ | 6. _____  |
| 17 _____      | 15 _____ | 8 _____ | 9. _____  |
| 12 _____      | 16 _____ | 5 _____ | 18. _____ |

## K. Write the Plural

- |                       |                                     |
|-----------------------|-------------------------------------|
| 1. a piece of paper   | three <b><u>pieces of paper</u></b> |
| 2. a teacher          | ten _____                           |
| 3. a classroom        | four _____                          |
| 4. a map              | six _____                           |
| 5. a book             | seven _____                         |
| 6. an eraser          | sixteen _____                       |
| 7. a pencil sharpener | eleven _____                        |
| 8. a computer         | thirteen _____                      |
| 9. a notebook         | three _____                         |
| 10. a clock           | twelve _____                        |

L. Look at the Table!      میز ته وگوری.



Complete each sentence about what is on the table. Use **there is** or **there are**.

د میز د سر شیانو ته وگوری او لاندې جملې په *there is* او *there are* تکمیل کړئ.

1. There is one notebook on the table.
2. \_\_\_\_\_ three pencils on the table.
3. \_\_\_\_\_ a piece of paper on the table.
4. \_\_\_\_\_ two pens on the table.
5. \_\_\_\_\_ an eraser on the table.
6. \_\_\_\_\_ four books on the table.
7. \_\_\_\_\_ a dictionary on the table.


M. Number Practice.

Write the next number.

1. three, four, **five** \_\_\_\_\_
2. eighteen, nineteen, \_\_\_\_\_
3. fourteen, fifteen, \_\_\_\_\_
4. seven, eight, \_\_\_\_\_
5. ten, eleven, \_\_\_\_\_
6. five, six, \_\_\_\_\_
7. seventeen, \_\_\_\_\_, nineteen \_\_\_\_\_



N. What is in your classroom?



What classroom objects do you see in the above picture? Write their words in your notebooks.

په پورته انځور کې د ټولګي اړوند کوم شيان ګورئ؟

Example:

- |                             |           |
|-----------------------------|-----------|
| 1. <b>One clock</b>         | 7. _____  |
| 2. <b>2 students (male)</b> | 8. _____  |
| 3. _____                    | 9. _____  |
| 4. _____                    | 10. _____ |
| 5. _____                    | 11. _____ |
| 6. _____                    | 12. _____ |

O. Write the numbers in your notebooks.

- |                     |                  |                   |
|---------------------|------------------|-------------------|
| a. Eleven <u>11</u> | f. Sixteen _____ | k. Eight _____    |
| b. Three _____      | g. Seven _____   | l. Twenty _____   |
| c. Eighteen _____   | h. Nine _____    | m. Fourteen _____ |
| d. Thirteen _____   | i. Ten _____     | n. Five _____     |
| e. Twelve _____     | j. Fifteen _____ | o. seventy _____  |

Assessment: **Unit 5 Test**

1. Spelling and writing. Write the numbers 1-12 in your notebook. Listen to your teacher and write the words.

- |          |          |         |
|----------|----------|---------|
| School   | table    | student |
| Board    | notebook | teacher |
| Book     | paper    | pen     |
| Calendar | partner  | pencil  |
| Chair    | Clock    |         |

2. Look at the pictures and write the correct names.



1. Teacher



2. \_\_\_\_\_



3. \_\_\_\_\_



4. \_\_\_\_\_



5. \_\_\_\_\_



6. \_\_\_\_\_



7. \_\_\_\_\_



8. \_\_\_\_\_



9. \_\_\_\_\_



10. \_\_\_\_\_



11. \_\_\_\_\_



12. \_\_\_\_\_

## Unit 6

## My Classroom

### Objectives:

1. Asking about items in the classroom.
2. Understanding classroom instructions and vocabulary.
3. Knowing verbs associated with the classroom.
4. Reading and translating of simple and short English stories.

### موخي:

- ۱- په ټولگي کې د ننه د شیانو په اړه پوښتنه کول.
- ۲- په ټولگي پورې په اړوندو کلمو او هداياتو باندې پوهېدل.
- ۳- په ټولگي پورې په اړوندو افعالو يا کړنو باندې پوهېدل.
- ۴- د انگليسي د لنډو او ساده کيسو لوستل او ژباړل.

### A. Vocabulary Presentation

فعلونه: هغه کلمې چې د يوه کار په کړنه دلالت کوي. (د فعاليت کلمې) *Verbs: Action Words*



Listen, look at, open, read, repeat, talk, turn, write.

### 6.2 Vocabulary Presentation

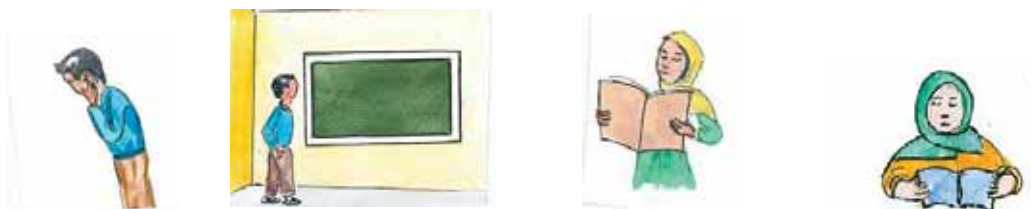
**Student A: Look at exercise A**

**Student B: Look at exercise B Say the words**

**Student A: Points to the picture.**

*Change roles and repeat.*

وار بدل کړئ او دا کار تکرار کړئ.



He listens

He looks

She opens

She reads



She repeats



He talks



He turns



She writes

### C. Writing Practice

Copy and translate the following sentences in your notebook

لاندې جملې خپلو کتابچو ته نقل او ويې ژباړئ:

1. He listens to the teacher.

***He listens to the teacher***

هغه بنوونکي ته غورږ ردی.

2. He looks at the blackboard.

\_\_\_\_\_

3. She opens the book to page 24.

\_\_\_\_\_

4. She reads the English book.

\_\_\_\_\_

5. She repeats after the teacher.

\_\_\_\_\_

6. He talks to his partner.


\_\_\_\_\_

7. He turns to page 32.

\_\_\_\_\_

8. Jamila writes in her notebook.

\_\_\_\_\_



### D. Spelling Practice

*Work in pair. Choose any word from the box. Spell the word to your partner, and then take turns.*

دوه تنه د چوکات د منځ له کلمو څخه يوه کلمه انتخاب او خپل شريک ته يې په تورو بېله کړي او وروسته په وار دوام ورکړي.

Student A: computer

Student B: How do you spell that?

Student A: c – o – m – p – u – t – e – r

*Student B writes the word in his/her notebook and gives student A a word to spell.*

د B زده کوونکي کلمه په خپله کتابچه کې ليکي او د A زده کوونکي ته يو کلمه ورکوي چې په تورو يې بېله کړي.

<b>School</b>	<b>table</b>	<b>student</b>
<b>Board</b>	<b>notebook</b>	<b>teacher</b>
<b>Book</b>	<b>paper</b>	<b>principal</b>
<b>Calendar</b>	<b>partner</b>	<b>vice principal</b>
<b>Chair</b>	<b>pen</b>	
<b>Clock</b>	<b>pencil</b>	

### E. What is Verb?

*Write the correct verb to each picture. Listen.*

د هر انځور دپاره صحيح فعل وليکئ



listen

\_\_\_\_\_

\_\_\_\_\_

\_\_\_\_\_



\_\_\_\_\_





\_\_\_\_\_

\_\_\_\_\_

\_\_\_\_\_

### F. Where is it?

Repeat after your teacher. له بنوونکي وروسته يې تکرار کړئ.

	
<b>On</b> The glass is <b>on</b> the table.	<b>Next to</b> The cup is <b>next to</b> the saucer.
	
<b>In front of</b> The pear is <b>in front of</b> the apple.	<b>Behind</b> The pear is <b>behind</b> the apple.

### G. Where is it?

Fill in the blanks by using of  
(on, in front of, next to and behind)

Where is the pencil?

The pencil is on the book.

It's \_\_\_\_\_ the book.



Where is the clock?

The clock is \_\_\_\_\_ the wall.

It's \_\_\_\_\_ the wall.



Where is the teacher?

The teacher is \_\_\_\_\_ the student.

She's \_\_\_\_\_ the student



Where is the notebook?  
The notebook is \_\_\_\_\_ the dictionary.  
It's \_\_\_\_\_ the dictionary.



Where is the teacher?  
The teacher is \_\_\_\_\_ of the students.  
He's \_\_\_\_\_ of them.



Where is the chair?  
The chair is \_\_\_\_\_ the table.  
It is \_\_\_\_\_ the table.



Where is the student?  
The student is \_\_\_\_\_ the table.  
She is \_\_\_\_\_ the table.



Where is the board?  
The board is \_\_\_\_\_ the teacher.  
It is \_\_\_\_\_ the teacher.



### H. Writing Practice

Write an answer for each question. Use (on, in front of, next to and behind)

1. Where is the computer?  
**It is on the table.**



4. Where is the book?



2. Where is the pencil?



5. Where is the principal?



3. Where is the pen?



6. Where is the teacher?



### I. Work in pairs: دوه کسيزه فعاليت

*Ask your partner about these things in your classroom.*

د لاندې شيانو په باب له خپل ملگري څخه وپوښتئ.

Example:

Student A: Where's the book?

Student B: It's on the table.

<b>Eraser</b>	<b>table</b>	<b>student</b>
<b>Blackboard</b>	<b>notebook</b>	<b>teacher</b>
<b>Book</b>	<b>paper</b>	
<b>Calendar</b>	<b>partner</b>	
<b>Chair</b>	<b>pen</b>	
<b>Clock</b>	<b>pencil</b>	

*Write down your partner's responses in your notebooks.*

د ملگري ځوابونو مو په کتابچه کې وليکئ.

### J. Pronunciation: Plural Nouns

*Listen to your teacher and then repeat the following words after him/her.*

خپل بنسټونکي ته غوږ شي او لاندې کلمې له هغه / هغې وروسته تکرار کړئ.

1. Eraser	erasers
2. Blackboard	blackboards
3. Book	books
4. Calendar	calendars
5. Chair	chairs
6. Clock	clocks
7. Table	tables
8. Notebook	notebooks
9. Paper	papers
10. Partner	partners
11. Pen	pens
12. Pencil	pencils
13. Student	students
14. Teacher	teachers
15. Child	children
16. family	families
17. Man	men
18. Woman	women
19. Child	children
20. Foot	feet
21. Tooth	teeth
22. wife	wives
23. wolf	wolves

One student reads a singular noun the other student reads its plural form

يو زده کوونکی د نوم مفرد شکل لولي او بل يې د جمع شکل.



## K. Verbs

### **a. Listen:**



I You We They	<b>listen</b>
He She It	<b>listens</b>

#### **Pair work:**

Write the correct form of the verb (listen) in the blank spaces and translate the sentence.

1. I **listen** to the teacher.
2. You \_\_\_\_\_ to the teacher.
3. He \_\_\_\_\_ to the teacher.
4. She \_\_\_\_\_ to the teacher.
5. It \_\_\_\_\_ to the teacher.
6. We \_\_\_\_\_ to the teacher.
7. You \_\_\_\_\_ to the teacher.
8. They \_\_\_\_\_ to the teacher.



### **b. Look:**

I You We They	<b>look</b>
He She It	<b>looks</b>

Complete the following sentences by using the correct form of (to look) verb on the blackboard.

1. I **look** at the blackboard.
2. You \_\_\_\_\_ at the blackboard.
3. He \_\_\_\_\_ at the blackboard.
4. She \_\_\_\_\_ at the blackboard.
5. It \_\_\_\_\_ at the blackboard.
6. We \_\_\_\_\_ at the blackboard.
7. You \_\_\_\_\_ at the blackboard.
8. They \_\_\_\_\_ at the blackboard.

### c. Open:



I You We They	<b>open</b>
He She It	<b>opens</b>

Complete the following sentences by using the correct form of (open) verb in your notebooks.

1. I open the book.
2. You \_\_\_\_\_ the book.
3. He \_\_\_\_\_ the book.
4. She \_\_\_\_\_ the book.
5. It \_\_\_\_\_ the book.
6. We \_\_\_\_\_ the book.
7. You \_\_\_\_\_ the book.
8. They \_\_\_\_\_ the book.



### d. Read:

I You We They	<b>read</b>
He She	<b>reads</b>

**Pair work:**

Write the correct form of the verb (read) in the blank spaces, and then translate the sentences.

1. I \_\_\_\_\_ the book.
2. You \_\_\_\_\_ the book.
3. He \_\_\_\_\_ the book.
4. She \_\_\_\_\_ the book.
5. We \_\_\_\_\_ the book.
6. You \_\_\_\_\_ the book.
7. They \_\_\_\_\_ the book.



**e. Repeat:**

<b>I</b> <b>You</b> <b>We</b> <b>They</b>	<b>repeat</b>
<b>He</b> <b>She</b>	<b>repeats</b>

*Pair work:*

*Write the correct form of the verb (repeat) in the blank spaces with your partner.*

1. I \_\_\_\_\_ after the teacher.
2. You \_\_\_\_\_ after the teacher.
3. He \_\_\_\_\_ after the teacher.
4. She \_\_\_\_\_ after the teacher.
5. We \_\_\_\_\_ after the teacher.
6. You \_\_\_\_\_ after the teacher.
7. They \_\_\_\_\_ after the teacher.



**f. Talk:**

<b>I</b> <b>You</b> <b>We</b> <b>They</b>	<b>talk</b>
<b>He</b> <b>She</b>	<b>talks</b>

*Complete the following sentences by using the correct form of (talk) verb in your notebooks.*

1. I \_\_\_\_\_ to my partner.
2. You \_\_\_\_\_ to my partner.
3. He \_\_\_\_\_ to my partner.
4. She \_\_\_\_\_ to her father.
5. We \_\_\_\_\_ to our partners.
6. You \_\_\_\_\_ to him.
7. They \_\_\_\_\_ to the teacher.

### ***g. Turn:***



<b>I</b> <b>You</b> <b>We</b> <b>They</b>	<b><i>turn</i></b>
<b>He</b> <b>She</b> <b>It</b>	<b><i>turns</i></b>

*Complete the following sentences by using the correct form of (turn) verb on the blackboard.*

1. I \_\_\_\_\_ to page 18.
2. You \_\_\_\_\_ to page 9.
3. He \_\_\_\_\_ to talk to his partner.
4. She \_\_\_\_\_ to talk to her partner.
5. It \_\_\_\_\_.
6. We \_\_\_\_\_ to page 15.
7. You \_\_\_\_\_ to page 11.
8. They \_\_\_\_\_ to their partners.



### ***h. Write:***

<b>I</b> <b>You</b> <b>We</b> <b>They</b>	<b><i>write</i></b>
<b>He</b> <b>She</b>	<b><i>writes</i></b>

*Homework:*

*Complete the following sentences by using the correct form of (write) verb in your notebooks.*

1. I \_\_\_\_\_ on the blackboard.
2. You \_\_\_\_\_ in the notebook.
3. He \_\_\_\_\_ in his notebook.
4. She \_\_\_\_\_ on the blackboard.
5. We \_\_\_\_\_ on the blackboard.
6. You \_\_\_\_\_ in our notebooks.
7. They \_\_\_\_\_ write on the board.

L. What do you have?

Listen and repeat after your teacher.



<b>Student A:</b> Do you have a pencil?	<b>Yes, I do.</b>
<b>Student B:</b> Do you have a pen?	<b>No, I do not</b>

M. What do you have? Working with classmates

Copy the chart below into your notebooks and ask ten classmates if they have the following items.

What's your name?      How do you spell it?  
Do you have a/an \_\_\_\_\_?

Name	Eraser	Pen	A piece of paper	Dictionary	Computer	Notebook

N. What do you have? Writing about yourself

Write about yourself.

First make sentences about some of the things you have or about the things you do not have, then write your sentences in your notebooks (Follow the example.)

لومړی د هغو شیانو په اړه، چې لری یې یا نه یې لری، جملې جوړې کړئ او بیا یې په کتابچو کې ولیکئ.  
بېلگه وگورئ.

I have.....

I do not have.....

\_\_\_\_\_

\_\_\_\_\_

\_\_\_\_\_

\_\_\_\_\_

\_\_\_\_\_

\_\_\_\_\_

\_\_\_\_\_

\_\_\_\_\_

\_\_\_\_\_


\_\_\_\_\_

### O. There is/There are

Listen to your teacher and write what is on the table.

Example:

There is a dictionary on the table.



1. There is a piece of \_\_\_\_\_ on the table.
2. There is an \_\_\_\_\_ on the table.
3. There are two \_\_\_\_\_ on the table.
4. There are three \_\_\_\_\_ on the table.
5. There are four \_\_\_\_\_ on the table.
6. There is not a \_\_\_\_\_ on the table.

### P. There is/There are

Complete these sentences in your notebooks.

1. There are ten students in this class.
2. There \_\_\_\_\_ men and \_\_\_\_\_ women.
3. There \_\_\_\_\_ teacher, Mr. Azizi.
4. There \_\_\_\_\_ tables.
5. There \_\_\_\_\_ chairs.
6. There \_\_\_\_\_ clock on the wall.
7. There \_\_\_\_\_ books on the table.

There is/There are

There is one  
 There are two  
 There are three

### Q. Singular and Plural Nouns

Pair work:

دوه کسيز فعاليت:

Complete each sentence with the correct singular or plural form of the nouns with your partner.

لاندې جملې د خپل ملگري په مرسته د مفرد يا جمعې په سمې بڼې بشپړې کړئ:

<b>Clock</b>	<b>clocks</b>	<b>student</b>	<b>students</b>
<b>Table</b>	<b>tables</b>	<b>map</b>	<b>maps</b>
<b>Man</b>	<b>men</b>	<b>woman</b>	<b>women</b>

*Example:*

There is a clock on the wall.

1. There are twelve \_\_\_\_\_ in the room.
2. There is one \_\_\_\_\_ from Kabul.
3. There are three \_\_\_\_\_ and \_\_\_\_\_.
4. There are seven \_\_\_\_\_ in the class.
5. There is a \_\_\_\_\_ of Afghanistan on the wall.
6. There are two \_\_\_\_\_ on the wall.

### R. Writing a story about English Class

*Listen to your teacher and read the story after him/her.*

**My name is Hamid. I am a student in Ghazi High School in Kabul. There are 45 students in my class. We read books in English class. We write in our notebooks everyday. I have two pencils and one pen. I do not have an eraser. There are 23 tables in my class room and 45 chairs. There is a chalkboard in front of our classroom. There is a clock on the wall, but there is no map on the wall. There are two books and one dictionary on the teacher's table. I turn and talk with my partner Sadeq everyday. We listen and repeat the new words in English.**

*In your notebooks, complete this story about your class.*

My name is \_\_\_\_\_. I am a student in \_\_\_\_\_ School in \_\_\_\_\_. There are \_\_\_\_\_ students in my class. We \_\_\_\_\_ books in English class and we write in our notebooks everyday. I have \_\_\_\_\_ pencil(s) and \_\_\_\_\_ pen(s). I do not have an eraser. There are \_\_\_\_\_ tables and \_\_\_\_\_ chairs in my classroom. There is a chalkboard \_\_\_\_\_ of the classroom. There is a clock on the wall, but there is no \_\_\_\_\_ on the wall. There are two \_\_\_\_\_ and one \_\_\_\_\_ on the teacher's \_\_\_\_\_. I turn and talk with my partner \_\_\_\_\_ everyday. \_\_\_\_\_ listen and repeat the new words in English.

### S. New Vocabulary:

خبرې کول talking ودرېدل stop پوښتل ask لوی big په زور غږ کول yell  
 ځواب ورکول reply ستونزه trouble

Listen to the teacher, read the title of the story in English and Pashto  
 خپل ښوونکي ته غوږ شئ د کېسې عنوان په انگلیسي او پښتو ولولئ.

### Zaki Jalali goes to school

Make 3 predictions (in Pashto) about what you think the story is going to be about and write them in your notebooks.

د کیسې په اړه فکر وکړئ او ووايي چې هغه به د څه شي په هکله وي. درې وړاندوینې ولیکئ.

Prediction #1 اوله وړاندوینه  
 Prediction #2 \_\_\_\_\_  
 Prediction #3 \_\_\_\_\_

Share your predictions with your partner.

خپلې وړاندوینې ټولگيوالو ته وواياست.

Listen to your teacher and read the story silently.

ښوونکي ته غوږ شئ او کیسه له ځان سره ورو ولولئ.

### Zaki Jalali Goes to School

By Christopher S. Walsh

“Zaki Jalali! Look at the blackboard!” yells the teacher! “How do you spell that?” She asks. “A-F-G-H-A-N-I-S-T-A-N” Zaki Jalali replies. “Can you repeat that, please” asks the teacher. “A-F-G-H-A-N-I-S-T-A-N” Zaki Jalali replies. “Very Good Mr. Jalali, sit down,” the teacher says.

“Open your textbooks to page 62 and write numbers 1-10 in your notebooks” says the teacher. “Hey Hamid, do you have an extra pen?” Asks Zaki Jalali. “I have a pencil; I do not have a pen.” Replies Hamid.

“Who is talking?” yells the teacher! “Look at page 62 and write numbers 1-10 in your notebooks,” the teacher says again. “Chhhhe, Hamid, where is your pencil? I need it” Zaki Jalali asks. “Here take this one,” replies Hamid.

“Zaki Jalali! Are you still talking?” yells the teacher! “Do you have a pen, teacher” I do not have a pen, I have a pencil” the teacher replies. “Where is your pen?” the teacher asks. “It is next to my notebook,” Zaki Jalali replies.

“Zaki Jalali, write numbers 1-10 in your notebook and stop talking to Hamid or you will be in big trouble!” “Yes teacher!” Zaki Jalali replies.



## ذکی جلالی بنوونځي ته ځي


د کرسټوفر واش لیکنه

بنوونکې غږ کړ: «ذکي جلالي، تختې ته وگوره!» هغې وپوښتل: «افغانستان څنگه په تورو بېلولای (سپل کولای شي؟) جلالي ځواب ورکړ: «(A-F-G-H-A-N-I-S-T-A-N) بنوونکي پوښتنه وکړه: «آیا تکرارولای یې شي؟» ذکي جلالي ځواب ورکړ: «(A-F-G-H-A-N-I-S-T-A-N) بنوونکې ورته وویل: «ډیر بڼه، بناغلي جلالي کښېښه.

بنوونکې وویل: «د کتاب ۲۲ مخ مو پرانیزي او له یو څخه تر دولسو پورې شمېره په خپلو کتابچو کې ولیکئ.» ذکي جلالي وپوښتل: «ای حمیده، یو زیاتي قلم نه لري؟» حمید وویل: «پنسل لرم، خو قلم نه لرم.» بنوونکې غږ وکړ: «څوک خبرې کوي؟» هغې بیا وویل: «۲۲ مخ ته وگورئ او له یو څخه تر دولسو پورې شمېره په خپلو کتابچو کې ولیکئ.» ذکي جلالي وپوښتل: «ش، ش، حمیده پنسل دې چېرته دی؟ په کار مې دی.» حمید ورته وویل: «دا دی، دروايي خله.» بنوونکې غږ کړ: «ذکي جلالي تر اوسه خبرې کوي؟» ذکي جلالي ځواب ورکړ: «بنوونکې صاحبې، کوم قلم لري؟» بنوونکې ځواب ورکړ: «قلم نه لرم، پنسل لرم.» بنوونکې ترې وپوښتل: «ستا قلم چېرته دی؟» ذکي جلالي ورته وویل: «هاغه د کتابچې تر څنگ پروت دی.» بنوونکې ورته وویل: «ذکي جلالي، په خپلې کتابچې کې له یو څخه تر دولسو پورې شمېره ولیکه. له حمید سره خبرې مه کوه. که نه، نو ستونزه به درېښه شي!» ذکي جلالي ځواب ورکړ: «بڼه ده، بنوونکې صاحبه.»

Assessment: **Unit 6 Test**

1. Look at the pictures and write the correct verbs.



2. Write out the numbers.

- |                     |             |             |            |
|---------------------|-------------|-------------|------------|
| a. 20 <u>twenty</u> | f. 19 _____ | k. 10 _____ | o. 9 _____ |
| b. 18 _____         | g. 17 _____ | l. 8 _____  | p. 7 _____ |
| c. 16 _____         | h. 15 _____ | m. 6. _____ | q. 5 _____ |
| d. 14 _____         | i. 13 _____ | n. 4 _____  | r. 3 _____ |
| e. 12 _____         | j. 11 _____ |             |            |

3. Complete with *There is or there are*.

1. There      are      two erasers on the table.
2. \_\_\_\_\_      \_\_\_\_\_      six students in the class.
3. \_\_\_\_\_      \_\_\_\_\_      a map on the wall.
4. \_\_\_\_\_      \_\_\_\_\_      four teachers in school.
5. \_\_\_\_\_      \_\_\_\_\_      twenty chairs in the classroom.
6. \_\_\_\_\_      \_\_\_\_\_      clock on the wall.
7. \_\_\_\_\_      \_\_\_\_\_      notebook next to the dictionary.
8. \_\_\_\_\_      \_\_\_\_\_      pens on the table.
9. \_\_\_\_\_      \_\_\_\_\_      blackboard on the wall.

4. Practice using the correct form of the verbs.

1. She listens to her partner (listen).
2. They \_\_\_\_\_ the book (read).
3. I \_\_\_\_\_ to my teacher (talk).
4. We \_\_\_\_\_ in our notebooks (write).
5. I \_\_\_\_\_ the vocabulary words. (repeat).
6. She \_\_\_\_\_ the vocabulary words (repeat).
7. You \_\_\_\_\_ the book (open).
8. They \_\_\_\_\_ at the blackboard (look).
9. I \_\_\_\_\_ at the blackboard (look).
10. He \_\_\_\_\_ at the blackboard (look).
11. I \_\_\_\_\_ to my partner (turn).
12. She \_\_\_\_\_ to her partner (turn).
13. They \_\_\_\_\_ in their notebooks (write).
14. He \_\_\_\_\_ his book (open).
15. They \_\_\_\_\_ their books (open).

# Unit 7

## Where Are You From?

### Objectives:

1. Obtaining personal information from others.
2. Knowing pronunciation and spelling words (twenty – forty).
3. Reading and translating of simple and short English stories.

موخي:

۱. له نورو څخه د شخصي معلوماتو په لاس راوړل.
۲. له ۲۰ تر ۴۰ پورې د شمېرو په تلفظ او په تورو وېشلو پوهېدل.
۳. د انگليسي د لنډو او ساده کيسو لوستل او ژباړل.

### A. Vocabulary Presentation

M. Ali Reza



M. Ali



Reza




Pashto



## B. Vocabulary Presentation

**Student A: Look at exercise A.**  
**Student B: Look at exercise B Say the sentence.**  
**Student A: Point to the picture.**

*Change roles and repeat*



What is your name?    What is your first name?    What is your last name?



Where are you from?    What is your nationality?    What languages do you speak?



What is your address?

What is your house No?

What is your mobile number?

## C. Writing and Spelling

*Listen to your teacher and write the questions..*

- |          |          |          |
|----------|----------|----------|
| 1. _____ | 2. _____ | 3. _____ |
| 4. _____ | 5. _____ | 6. _____ |
| 7. _____ | 8. _____ | 9. _____ |

### D. Complete the Sentence

1. My \_\_\_\_\_ is Habib.
2. My \_\_\_\_\_ is 90210.
3. I am \_\_\_\_\_ Afghanistan.
4. My \_\_\_\_\_ is the 5<sup>th</sup> building next to the police station.
5. I \_\_\_\_\_ Afghan.
6. My \_\_\_\_\_ is Jamila.

### E. Say and Write the Numbers

20	21	22	23	24	25	26	27	28	29	30
31	32	33	34	35	36	37	38	39	40	
	10	20	30	40	50	60	70	80	90	100

a- Listen to your teacher. Repeat the numbers. Write the numbers in your notebooks.

_____	_____	_____	_____	_____	_____	_____
_____	_____	_____	_____	_____	_____	_____
_____	_____	_____	_____	_____	_____	_____
_____	_____	_____	_____	_____	_____	_____

b- Pair work:

Say a number to your partner. Your partner will write it.

يوه شمېره خپلو ټولگيو الو ته ووايئ. ستاسو انډيوال به هغه په تورو وليکي.

Example:

Student A: Says (one)

Student B: Write it (one).

- |               |           |           |           |           |
|---------------|-----------|-----------|-----------|-----------|
| 1. <u>One</u> | 2. _____  | 3. _____  | 4. _____  | 5. _____  |
| 6. _____      | 7. _____  | 8. _____  | 9. _____  | 10. _____ |
| 11. _____     | 12. _____ | 13. _____ | 14. _____ | 15. _____ |
| 16. _____     | 17. _____ | 18. _____ | 19. _____ | 20. _____ |

## F. Pronunciation.

Repeat the following numbers after your teacher.

لاندې شمېرې له ښوونکي وروسته تکرار کړئ.

- |                 |                  |                  |
|-----------------|------------------|------------------|
| 1. twenty       | 8. twenty eight  | 15. thirty five  |
| 2. twenty one   | 9. twenty nine   | 16. thirty six   |
| 3. twenty two   | 10. thirty       | 17. thirty seven |
| 4. twenty three | 11. thirty one   | 18. thirty eight |
| 5. twenty four  | 12. thirty two   | 19. thirty nine  |
| 6. twenty six   | 13. thirty three | 20. forty        |
| 7. twenty seven | 14. thirty four  |                  |

## G. Circle the Correct Number

Listen to your teacher while he/she is reading the numbers, then circle the number you hear use a pencil.

کله چې ښوونکي شمېرې لولي ورته غوږ شي او هغه شمېره چې اورئ په پنسل يې دایره کړئ.

1.	13	30	6.	12	21
2.	15	50	7.	14	40
3.	18	80	8.	17	70
4.	16	60	9.	19	90
5.	11	100	10.	13	31

## H. Pair work:

Choose a word from the following chart and ask your partner to spell and write it.

له دې چوکات څخه یوه شمېره انتخاب او بل زده کوونکی ته یې ولولئ چې په تورو یې بېل او پخپلو کتابچو کې یې ولیکي.

Name	first name	last name	mother-tongue	house No	country
Kabul	language	nationality	telephone number	address	Afghanistan

- |          |          |          |           |
|----------|----------|----------|-----------|
| 1. Name  | 4. _____ | 7. _____ | 10. _____ |
| 2. _____ | 5. _____ | 8. _____ | 11. _____ |
| 3. _____ | 6. _____ | 9. _____ | 12. _____ |

## I. More Number Practice

Write the number next to the word.

- A. one 1 F. eight \_\_\_\_\_  
B. three \_\_\_\_\_ G. four \_\_\_\_\_  
C. five \_\_\_\_\_ H. six \_\_\_\_\_  
D. nine \_\_\_\_\_ I. seven \_\_\_\_\_  
E. two \_\_\_\_\_ J. ten. \_\_\_\_\_

Write the word next to the number.

1. One 6. \_\_\_\_\_  
2. \_\_\_\_\_ 7. \_\_\_\_\_  
3. \_\_\_\_\_ 8. \_\_\_\_\_  
4. \_\_\_\_\_ 9. \_\_\_\_\_  
5. \_\_\_\_\_ 10. \_\_\_\_\_

## J. Speaking Practice. What is Your Telephone Number?

Practice the following telephone numbers with a partner. Follow the example:

د تيلفون لاندې شمېرې له خپل ملگري سره مشق کړئ. د مثال پيروي وکړئ.

**Student A:** What is your telephone number?

**Student B:** 0700 247 901

1. 0799 219 443 5. 0700 260 603  
2. 0797 460 160 6. 0708 286 370  
3. 0774 211 405 7. 0786 366 455  
4. 0775 397 631 8. 0786 315 531



## K. The Verb Live

**Live:**

I You We They	<b>live</b>
He She It	<b>lives</b>



Write the correct form of the verb (live) in the blank spaces and translate each sentence.

د (live) فعل مناسب شکل په تش ځایونو کې ولیکئ او هره جمله وژباړئ.

1. I live in Afghanistan. زه په افغانستان کې ژوند کوم.
2. You \_\_\_\_\_ in Kabul. \_\_\_\_\_
3. He \_\_\_\_\_ in Kandhar. \_\_\_\_\_
4. She \_\_\_\_\_ in Herat. \_\_\_\_\_
5. It \_\_\_\_\_ in Bamyan. \_\_\_\_\_
6. We \_\_\_\_\_ in Afghanistan. \_\_\_\_\_
7. You \_\_\_\_\_ in Kabul. \_\_\_\_\_
8. They \_\_\_\_\_ in Asia. \_\_\_\_\_

### L. Pair work: Asking for Personal Information

Example:

- What is your name? My name is \_\_\_\_\_.
- What is your telephone number? My number is \_\_\_\_\_.
- What is your address? My address is \_\_\_\_\_.

Students copy this chart in their notebooks, and ask five different students to answer three questions and write down their responses.

دغه چارټ پخپلو کتابچو کې رسم کړئ او د پنځو مختلفو زده کوونکو څخه درې پوښتنې وکړئ، د هغې ځوابونه ولیکئ.

Name	Telephone number	Address
1.		
2.		
3.		
4.		
5.		

### M. Where are you from?

**Write about yourself:**

- Where do you live? I live in \_\_\_\_\_.
- What is your nationality? I am \_\_\_\_\_.
- What language do you speak? I speak \_\_\_\_\_.

### Ask your classmates.

What is your name? Country? Nationality? What language(s) do you speak?

Students copy this chart into their notebooks and ask five different students to answer four questions, and write down their responses.

دغه چارت پخپلو کتابچو کې رسم کړئ او د پنځو زده کوونکو سره څلور پوښتنې طرح او ځوابونه یې ولیکئ.

Name	Country	Nationality	Language(s)

### N. Asking for Personal Information:

Practice the following questions with your partner orally.

لاندې پوښتنې له خپل انډیوال سره په شفاهي ډول مشق کړئ.

Student A:	Student B:
<ul style="list-style-type: none"><li>○ What is your first name?</li><li>○ What is your last name?</li><li>○ What is your address?</li><li>○ What is your telephone number?</li><li>○ What is your place of birth?</li><li>○ What is your country of birth?</li><li>○ What is your mother tongue?</li><li>○ What is your second language(s)?</li><li>○ What foreign language do you speak?</li><li>○ What is your father's name?</li><li>○ What is your brother's name?</li><li>○ What is your sister's name?</li></ul>	<ul style="list-style-type: none"><li>○ My first name is M. Ali</li></ul>

## O. Personal Information: Reading

Read the student information sheet:

Name:		
LAST	FIRST	MIDDLE
Address: _____		
12		392
STREET NUMBER		HOUSENUMBER
Kabul		15
Province		District
Telephone: 0799 301 274		Country of birth: Afghanistan
Mother Tongue: Pashto		Place of birth: Parwan
Father's Name: Mohammad Tahir		Brother/Sister's Name: Nafisa
Second Language: Pashto		Foreign Language: English
Nationality: Afghan		

### Work in pairs:

Answer the questions:

*(Student A)*

*(Student B)*

1. Where is M. Zahir Taheri from?
2. What is his last name?
3. What is his nationality?
4. What is his middle name?
5. What is his telephone number?
6. What is his first name?
7. What is his mother tongue?
8. What is his address?
9. What is his city of birth?
10. What is his father's name?
11. What is his foreign language?

He is from Afghanistan.

### P. Asking for Personal Information

**Ask your partner the following questions and fill in the chart below (use a pencil):**

له خپل ملگري څخه لاندې پوښتنې وکړئ او دغه چارټ په پنسل تکميل کړئ.

- |                    |                              |
|--------------------|------------------------------|
| What is your ..... | What place do you live in?   |
| first name         | What country are you from?   |
| last name          | What languages do you speak? |
| address            | What is your place of birth? |
| House No           | What is your nationality?    |
| telephone number   | What is your father's name   |

Name: _____		
LAST	FIRST	MIDDLE
Address: _____		
STREET NUMBER		HOUSE NUMBER
_____		
PROVINCE		District
Telephone: _____	Country of birth: _____	
Mother Tongue: _____	City of birth: _____	
Father's Name: _____	Brother/Sister's Name: _____	
Second Language: _____	Foreign Language: _____	
Nationality: _____		

### Q. Writing: Personal Information

*Copy this chart into your notebook and write about yourself:*

دا چارټ خپلو کتابچو ته نقل او د خپل ځان په باب ولیکئ.

Name: _____		
LAST	FIRST	MIDDLE
Address: _____		
STREET NUMBER		HOUSE NUMBER
_____		
Province		DICTRICT
Telephone: _____	Country of birth: _____	
Mother Tongue: _____	Place of birth: _____	
Father's Name: _____	Sister/Brother's Name: _____	
Second Language: _____	Foreign Language: _____	
Nationality: _____		

## R. Reading: Listen to your teacher and read the story silently.

### “Where are you from Zaki Jalali?”

“Excuse me, what is your name?” asks Najib. “My first name is Zakey and my last name is Jalali. I am Zaki Jalali!”

“Nice to meet you Zaki Jalali. My name is Najib. What province are you from?” he asks. “I am from Balkh province, and you?” replies Zaki Jalali. “I am coming from the same province” says Najib.

“Nice to meet you too, Najib. In what district do you live?” asks Zaki Jalali. “I live in Dehdadi. What about you?” “I live in Charbolak”

“What languages do you speak Zaki Jalali?” “I speak Pashto and English. What languages do you speak?” “Oh, I speak Pashto and English,” Najib replies.

Zaki Jalali and Najib speak Pashto and English. Both live in the same province. They read books.

“What is your address in Dehdadi Najib?” asks Zaki Jalali. “I live next to the school, behind the police station. “What is your address Zaki Jalali?” he asks. “I live between the vegetable market and the bakery.”

“What is your telephone number Najib?” asks Zaki Jalali. “Zaki Jalali! This is my telephone number (077 421 1405).”

“Thank you!” Replies Zaki Jalali. “Nice to meet you! Bye-Bye!” replies Zaki Jalali. “Bye-Bye”

### ذکي جلالی د کوم ځای یې؟

نجیب وپوښتل وپوښتی ستاسو نوم څه دی؟. زما نوم ذکي او د کورنۍ نوم مې جلالی دی، زه ذکي جلالی یم. ستاسو له ملاقاته خوښ شوم ذکي جلالی. زما نوم نجیب دی. د کوم ولایت یې؟ هغه وپوښتل، زه د بلخ د ولایت یم او ته؟ ذکي جلالی ځواب کړ. زه هم د همدغه ولایت یم. نجیب وویل: ستاسو له ملاقاته هم خوښ شوم نجیب، په کومه ولسوالي کې ژوند کوی؟ ذکي جلالی وپوښتل. زه په دهدادي کې ژوند کوم او ته؟ زه په چاربولک کې اوسېږم. نجیب په ځواب کې وویل: په کومه ژبه خبرې کوي؟ ذکي جلالی؟ زه په پښتو او انګلیسي خبرې کوم. ذکي جلالی او نجیب په پښتو او انګلیسي خبرې کوي او دواړه د یوه ولایت اوسیدونکی دي، دوی کتابونه لولي. نجیب دهدادي کې ستاسو پته څه ده؟ ذکي جلالی ترې وپوښتل. زه د ښوونځی ترڅنګ اوسېږم. د پولیسو ماموریت شاته. ستاسو پته څه ده ذکي جلالی؟ هغه وپوښتل، زه د سبو د مارکیټ او نان بایي په منځ کې اوسېږم. ستاسو د تلفون شمېره څو ده نجیب؟ ذکي جلالی ترې وپوښتل. دا ۰۷۷۴۲۱۱۴۰۵ زما د تلفون شمېره ده. ذکي مننه وکړه. له ملاقاته مو خوښ شوم، د خدای په امان. ذکي جلالی په ځواب یې وویل، د خدای په امان.

**Assessment: Unit 7 Test**

1. Translate the following words in your own language.

First name	Last name	Mother-tongue	House No.	Country
نام اصلی	_____	_____	_____	_____
Province	Nationality	telephone No	Address	Language
_____	_____	_____	_____	_____

2. In your notebooks, complete this story about yourself.

لاندې كيسه د خپل ځان په هکله په خپلو کتابچو کې تکميل کړئ:

My name is \_\_\_\_\_. I am from \_\_\_\_\_, Afghanistan. My first language is \_\_\_\_\_ . I am studying English. My teacher is \_\_\_\_\_. My school's name is \_\_\_\_\_ in \_\_\_\_\_, Afghanistan. There are \_\_\_\_\_ students in my class. We read \_\_\_\_\_ book in our class and we \_\_\_\_\_ in our notebooks everyday.

My address is \_\_\_\_\_. I do not have a telephone, but my father has a mobile phone. His phone number is \_\_\_\_\_. My last name is \_\_\_\_\_. I am \_\_\_\_\_ years old.

3. Answer the following questions in complete sentences. Make sure each sentence in your notebooks has a period at the end.

لاندې پوښتنو ته په خپلو کتابچو کې بشپړې ځواب وليکئ. د هرې جملې په پای کې هرو دو ټکی کښيږدئ.

1. What is your name? My name is \_\_\_\_\_.
2. What is your address? My address is \_\_\_\_\_.
3. What is your first name?
4. What city do you live in?
5. What is your last name?
6. What is your telephone number?
7. Where are you from?
8. What country are you from?
9. What is your nationality?
10. What language(s) do you speak?

4. Write out the numbers in words.

- |       |            |        |       |
|-------|------------|--------|-------|
| a. 10 | <u>Ten</u> | l. 22  | _____ |
| b. 34 | _____      | m. 7   | _____ |
| c. 40 | _____      | n. 24  | _____ |
| d. 50 | _____      | o. 11  | _____ |
| e. 12 | _____      | p. 6   | _____ |
| f. 38 | _____      | q. 100 | _____ |
| g. 4  | _____      | r. 29  | _____ |
| h. 16 | _____      | s. 37  | _____ |
| i. 70 | _____      | t. 90  | _____ |
| j. 80 | _____      |        |       |
| k. 33 | _____      |        |       |

# Unit 8

## What Day is Today?

### Objectives:

#### Students will be able to:

1. Ask and answer questions about days of the week and months of the year.
2. Say and write numbers 40-100.
3. Learn new verbs and use them in sentences.
4. Learn how to read and write simple and short English stories.

### موخې:

- زده کوونکي به وکړای شي:
۱. د اونۍ، میاشتې او کال د ورځو په باب سوال او ځواب وکړي.
  ۲. د ۴۰ تر ۱۰۰ پورې شمېرې وویل او لیکل شي.
  ۳. د نوي فعلونو استعمال په جملو کې زده کړي.
  ۴. د لنډو او ساده انگلیسي کیسو لوستل او لیکل زده کړي.

### A. Vocabulary Presentation

May						
S	M	T	W	TH	F	S
1	2	3	4	5	6	7
8	9	10	11	12	13	14
15	16	17	18	19	20	21
22	23	24	25	26	27	28
29	30	31				

January						
S	M	T	W	TH	F	S
				1	2	3
4	5	6	7	8	9	10
11	12	13	14	15	16	17
18	19	20	21	22	23	24
25	26	27	28	29	30	31

June						
S	M	T	W	TH	F	S
	1	2	3	4	5	6
7	8	9	10	11	12	13
14	15	16	17	18	19	20
21	22	23	24	25	26	27
28	29	30	31			



September						
S	M	T	W	TH	F	S
		1	2	3	4	5
6	7	8	9	10	11	12
13	14	15	16	17	18	19
20	21	22	23	24	25	26
27	28	29	30	31		

August 2005						
S	M	T	W	TH	F	S
				1	2	3
4	5	6	7	8	9	10
11	12	13	14	15	16	17
18	19	20	21	22	23	24
25	26	27	28	29	30	31

February						
S	M	T	W	TH	F	S
	1	2	3	4	5	6
7	8	9	10	11	12	13
14	15	16	17	18	19	20
21	22	23	24	25	26	27
28						



## B. Vocabulary Presentation

**Student A:** Look at exercise A.  
**Student B:** Look at exercise B. Say the sentences.  
**Student A:** Point to the picture.

Change roles and repeat.

May						
S	M	T	W	TH	F	S
1	2	3	4	5	6	7
8	9	10	11	12	13	14
15	16	17	18	19	20	21
22	23	24	25	26	27	28
29	30	31				

What day is today?

January						
S	M	T	W	TH	F	S
				1	2	3
4	5	6	7	8	9	10
11	12	13	14	15	16	17
18	19	20	21	22	23	24
25	26	27	28	29	30	31

What is today's date?

June						
S	M	T	W	TH	F	S
	1	2	3	4	5	6
7	8	9	10	11	12	13
14	15	16	17	18	19	20
21	22	23	24	25	26	27
28	29	30	31			

What month is it?



When is your birthday?



How old are you?

September						
S	M	T	W	TH	F	S
		1	2	3	4	5
6	7	8	9	10	11	12
13	14	15	16	17	18	19
20	21	22	23	24	25	26
27	28	29	30	31		

What day was yesterday?

August 2005						
S	M	T	W	TH	F	S
				1	2	3
4	5	6	7	8	9	10
11	12	13	14	15	16	17
18	19	20	21	22	23	24
25	26	27	28	29	30	31

What year is it?

February						
S	M	T	W	TH	F	S
	1	2	3	4	5	6
7	8	9	10	11	12	13
14	15	16	17	18	19	20
21	22	23	24	25	26	27
28						

What day is tomorrow?



What time is it?



### C. Complete these Sentences

1. What day is \_\_\_\_\_?
2. What is today's \_\_\_\_\_?
3. What \_\_\_\_\_ is it?
4. When is your \_\_\_\_\_?
5. How \_\_\_\_\_ are you?
6. What \_\_\_\_\_ is it?

### D. Days of the week



*Pair work:*

**Student A**

**Student B**

What day is today?  
What day is tomorrow?  
What day was yesterday?

Today is \_\_\_\_\_.  
Tomorrow is \_\_\_\_\_.  
Yesterday was \_\_\_\_\_.

### E. Months of the year

January , February, March, April, May, June, July, August,  
September, October, November, December

*Say and spell the months of the year with your partner*

1. \_\_\_\_\_
2. \_\_\_\_\_
3. \_\_\_\_\_
4. \_\_\_\_\_
5. \_\_\_\_\_
6. \_\_\_\_\_
7. \_\_\_\_\_
8. \_\_\_\_\_
9. \_\_\_\_\_
10. \_\_\_\_\_
11. \_\_\_\_\_
12. \_\_\_\_\_

This month is July  
Next month is August  
Lat month was June

## F. Listening and writing:

Listen to your teacher. Repeat the numbers after hem/her and write them in your notebooks.

40 41 42 43 44 45 46 47 48 49  
50 51 52 53 54 55 56 57 58 59  
60 61 62 63 64 65 66 67 68 69  
70 71 72 73 74 75 76 77 78 79  
80 81 82 83 84 85 86 87 88 89  
90 91 92 93 94 95 96 97 98 99  
100

Forty-one fifty-one sixty-one seventy-one eighty-one ninety-one  
two  
three  
four  
five  
etc....

## G. Ordinal Numbers وصفی عددونہ

Listen to your teacher when he/she reads the ordinal numbers. Then repeat the number after your teacher.

كله چې ښوونكي په ترتيب سره شمېرې لولي، غوږ ورته ونيسئ او له هغه وروسته يې تکرار کړئ.

1<sup>st</sup> 2<sup>nd</sup> 3<sup>rd</sup> 4<sup>th</sup> 5<sup>th</sup> 6<sup>th</sup>  
First second third fourth fifth sixth  
7<sup>th</sup> 8<sup>th</sup> 9<sup>th</sup> 10<sup>th</sup> 11<sup>th</sup> 12<sup>th</sup>  
Seventh eighth ninth tenth eleventh twelfth

## H. Homework:

Write these dates out. Follow the example:

What is today's date?

It is January twelfth.

1. 1/06

It is January sixth

2. 4/07

\_\_\_\_\_

3. 2/09

\_\_\_\_\_

4. 3/01

\_\_\_\_\_

5. 7/06

\_\_\_\_\_

6. 6/02

\_\_\_\_\_

7. 12/05

\_\_\_\_\_

8. 11/11

\_\_\_\_\_

9. 10/03

\_\_\_\_\_

10. 9/04

\_\_\_\_\_

11. 8/12

\_\_\_\_\_

12 5/08

\_\_\_\_\_

### I. Speaking: What Month is it?

*Practice saying and spelling all of the months with your partner, then switch roles!*

له خپل ملگري سره د ټولو مياشتو د نومونو توري مشق کړئ او ټول زده کوونکی دې په کې برخه واخلي.

**Student A: Say numbers from 1 to 12**

**Student B: Say the month that corresponds with the number.**

**Student A: Say how do you spell that?**

**Student B: Spells the number**

### J. When is your birth day?

*Ask your classmates their birthdays. Copy the chart below into your notebooks and write down your classmates responses. Follow the example:*

لاندې جدول پخپلو کتابچو کې کاپي کړئ. د خپلو ټولگيو الو د زوکړې نېټه وپوښتئ او د خپلو ملگرو ځوابونه په هغې کې وليکئ. د مثال پيروي وکړئ.

*Example:*

When is your birthday? My birthday is the eleventh of December.

What date is your birth day? It is fourteenth of May.

<i>Name</i>	<i>Birthday</i>
<i>Sadeq</i>	<i>His birthday is the twelfth of August</i>
<i>Nahid</i>	<i>Her birthday is the twenty-second of November</i>

### K. Writing

*Pair work:*

*Write the numbers for these dates.* د دغو نېټو په اړوند شمېرې وليکئ.

**Student A: December twenty-fifth**

**Student B: 12/25**

- |                            |                    |
|----------------------------|--------------------|
| 1. January thirteenth      | 1/13 <sup>th</sup> |
| 2. February sixth          | _____              |
| 3. May nineteenth          | _____              |
| 4. September thirtieth     | _____              |
| 5. March eleventh          | _____              |
| 6. April first             | _____              |
| 7. October second          | _____              |
| 8. November twenty-seventh | _____              |
| 9. September twelfth       | _____              |
| 10. August ninth           | _____              |
| 11. June twenty-first      | _____              |
| 12. July fourteenth        | _____              |

## L. Writing:

**Student A: Says each word to Partner B**

**Student B: Listens to Partner A and write the word in mother tongue on the blackboard.**

د A زده کوونکئ د B زده کوونکي ته کلمه وايي. د B زده کوونکئ هغه کلمی په مورنی ژبه پر تخته لیکي.

1. January	جنوري
2. February	_____
3. March	_____
4. April	_____
5. May	_____
6. June	_____
7. July	_____
8. August	_____
9. September	_____
10. October	_____
11. November	_____
12. December	_____

## M. How old are you?

Ask your classmates their ages. Copy the chart below into your notebooks and write down your classmates responses. Follow the example:

لاندې جدول پخپلو کتابچو کې کاپي کړئ. د ټولگيو الو عمر وپوښتئ او د ملگرو ځوابونه په کې وليکئ. له مثال څخه پيروي وکړئ.

*Example:*

How old are you? I am \_\_\_\_\_ years old.

Name	Age
Hamid	He is 12 years old
Malalay	She is 17 years old

## N. What time is it?

Look at the following clocks.

*Listen to your teacher and repeat the indicated times.*

لاندې ساعتونو ته وگورئ. خپل بسونکي ته غوږ شي او په نښه شوي وختونه وروسته تکرار کړئ.



**two o'clock**  
**2:00**



**two five**  
**2:05**




**two ten**  
**2:10**



**two fifteen**  
**2:15**



**two Twenty**  
**2:20**



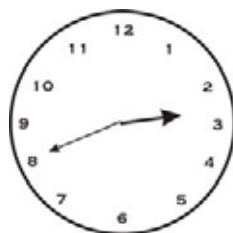
**two twenty-five**  
**2:25**



**two-thirty**  
**2:30**



**two-thirty- five**  
**2:35**



**two forty**  
**2:40**



**two-forty five**  
**2:45**



**two fifty**  
**2:50**



**two fifty-five**  
**2:55**

## O. What time is it?

Pair work:

دوه کسيزه فعاليت:

Copy the twelve blank clocks in your notebook. Draw the hands (سنتي) on the clocks to show the mentioned time write bellow each clock.

بي له سنتنو ۱۲ ساعتونه خپلو کتابچو ته نقل کړئ. د هغو وختونو له مخې چې د ساعت لاندې ليکل شوي دي، په عقربو يې (سنتنو) وښايست.



9:00



10:10



4:15



5:55



3:30



8:10



12:25



6:35



7:13



5:26



1:19



11:45

## P. Pair work: What time is it? (Using Past)

Student A: What time is it?

Student B: It is \_\_\_\_\_.



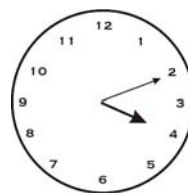
It is four o'clock

4:00




It is four o-five  
It is five past four

4:05



It is four ten  
It is ten past four

4:10



It is four fifteen.  
It is quarter past four

4:15

Write the times

1. 4:05 It's five past four.

2. 11:10 \_\_\_\_\_

3. 7:35 \_\_\_\_\_

4. 9:15 \_\_\_\_\_

5. 8:25 \_\_\_\_\_

6. It is one-thirty 1.30

7. It is ten after six \_\_\_\_\_

8. It is quarter after twelve \_\_\_\_\_

9. It is half past nine \_\_\_\_\_

10. It is five after three \_\_\_\_\_

### Q. Pair work: Hey, what time is it?

Look at the clocks, ask and answer questions with your partner.

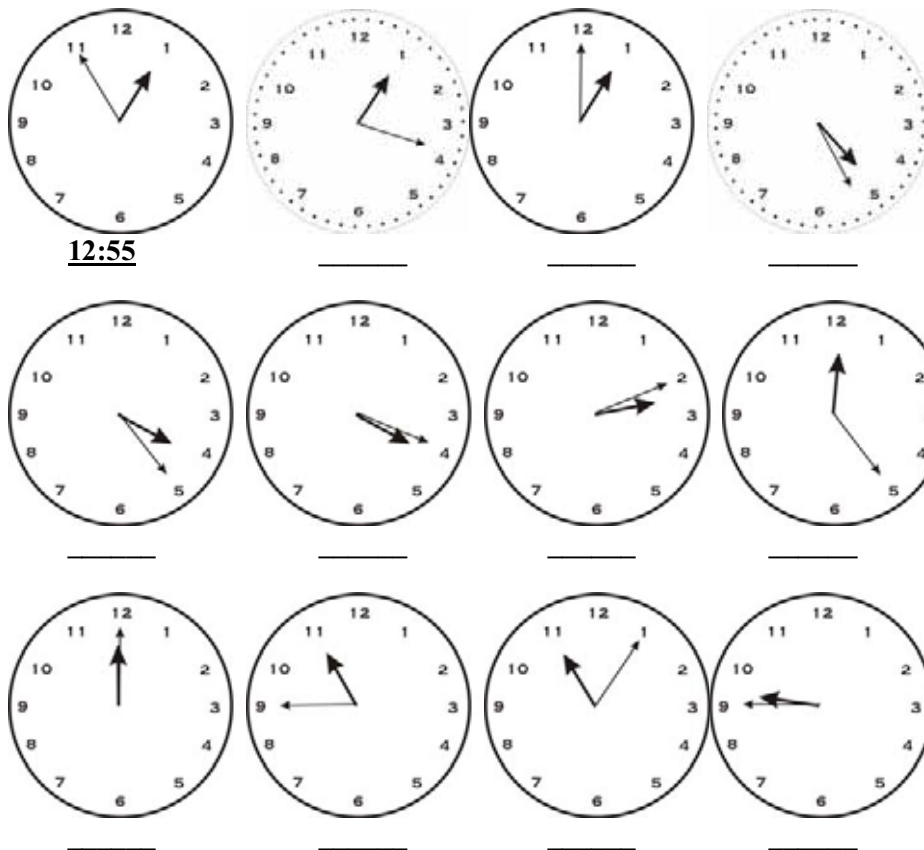
ساعتونو ته وگورئ او له خپل ملگري سره سوال او خواب وکړئ.

Example:

Student A: What time is it?

Student B: It is 12:55.

Student A: Write in his/her notebook.



### R. Telling Time (after/to)

Complete the following sentences with *after* or *to*.

1. 1:15  
It is a quarter after one.
2. 8:10  
It is ten to eight.
3. 6:35  
It is twenty-five to seven.
4. 12:05  
It is five to twelve.
5. 1:40  
It is twenty to two.
6. 12:45  
It is a quarter to one.
7. 7:50  
It's ten to eight.
8. 3:25  
It is twenty-five to three.
9. 4:55  
It is five to five.
10. 2:20  
It is twenty to two.

## S. Verbs

### a. Do housework:



I You We They	<i>do</i>
He She It	<i>does</i>

Complete the following sentences by using of the correct form of (do & does) in your notebooks.

1. I \_\_\_\_\_ housework.
2. You \_\_\_\_\_ housework.
3. He \_\_\_\_\_ housework.
4. She \_\_\_\_\_ housework.
5. It \_\_\_\_\_ housework.
6. We \_\_\_\_\_ housework.
7. You \_\_\_\_\_ housework.
8. They \_\_\_\_\_ housework.



### b. Exercise:

I You We They	<b>exercise</b>
He She It	<b>exercises</b>

Pair work:

Complete the following sentences by using of the correct form of the verb with your partner.

1. I \_\_\_\_\_ every day.
2. You \_\_\_\_\_ at 3 PM.
3. He \_\_\_\_\_ in the morning.
4. She \_\_\_\_\_ after school.
5. It \_\_\_\_\_ on Friday.
6. We \_\_\_\_\_ in the afternoon.
7. You \_\_\_\_\_ at 4:40 PM.
8. They \_\_\_\_\_ after dinner.



### c. Get up:



I You We They	<b>get up</b>
He She It	<b>gets up</b>

#### Pair Works:

Complete the following sentences by using the correct form of verb.

- |                             |                             |
|-----------------------------|-----------------------------|
| 1. I _____ at 7:45 AM.      | 5. It _____ at six o'clock. |
| 1. You _____ at 5:20 AM.    | 6. We _____ at 5:30 AM.     |
| 2. He _____ in the morning. | 7. You _____ at 7:20 AM.    |
| 3. She _____ at 7 o'clock.  | 8. They _____ at 6:30 AM.   |

### d. Sleep:



I You We They	<b>sleep</b>
He She It	<b>sleeps</b>

#### Homework:

Write the correct form of the verb in each blank in your notebooks.

- |                             |                              |
|-----------------------------|------------------------------|
| 1. I _____ at 8:45 PM.      | 5. It _____ at nine o'clock. |
| 2. You _____ at 10:25 PM.   | 6. We _____ at 9:35 PM.      |
| 3. He _____ in the evening. | 7. You _____ at 11:20 PM.    |
| 4. She _____ at 11 o'clock. | 8. They _____ at 10:35 PM.   |

### e. Relax:



I You We They	<b>relax</b>
He She It	<b>relaxes</b>

Write the correct form of the verb in the blanks on the blackboard.

- I \_\_\_\_\_ after school.
- You \_\_\_\_\_ at 6 PM.
- He \_\_\_\_\_ in the evening.
- She \_\_\_\_\_ in the afternoon.
- It \_\_\_\_\_ after exercise.
- We \_\_\_\_\_ after dinner.
- You \_\_\_\_\_ after lunch.
- They \_\_\_\_\_ after school.

### f. Pray:



I You We They	<b>pray</b>
He She It	<b>prays</b>

Pair work:

Complete the following sentences by using the correct form of verb with your partner.

- I \_\_\_\_\_ after school.
- You \_\_\_\_\_ at 5 PM.
- He \_\_\_\_\_ in the evening.
- She \_\_\_\_\_ in the afternoon.
- It \_\_\_\_\_ on Friday .
- We \_\_\_\_\_ after dinner.
- You \_\_\_\_\_ at 5 AM.
- They \_\_\_\_\_ at noon.

## **g. Work:**



I You We They	<b>work</b>
He She It	<b>works</b>

*Pair Works:*

*Complete the following sentences by using the correct form of the verb.*

1. I \_\_\_\_\_ after school.
2. You \_\_\_\_\_ everyday.
3. He \_\_\_\_\_ in the evening.
4. She \_\_\_\_\_ in the morning.
5. It \_\_\_\_\_ with power.
6. We \_\_\_\_\_ at a school.
7. You \_\_\_\_\_ everyday.
8. They \_\_\_\_\_ in Kabul.

## **h. Start:**



I You We They	<b>start</b>
He She It	<b>starts</b>

*Homework:*

*Write the correct form of the verb in each blank in your notebooks.*

1. I \_\_\_\_\_ after school.
2. You \_\_\_\_\_ at 4 PM.
3. He \_\_\_\_\_ in the evening.
4. She \_\_\_\_\_ in the afternoon.
5. It \_\_\_\_\_ .
6. We \_\_\_\_\_ after dinner.
7. You \_\_\_\_\_ after class.
8. They \_\_\_\_\_ after school.

## T. My Weekly Schedule زما اوونيز مهال وپش

*Fill in your weekly schedule. When do you do the following works?*

د لاندې ليکل شوو کارونو له مخې خپل مهال وپش په درکړ شوي جدول کې وليکئ:

**Homework exercise relax study pray  
Housework get up sleep work**

	Sunday	Monday	Tuesday	Wednesday	Thursday	Friday	Saturday
5:00							
6:00							
7:00							
8:00							
9:00							
10:00							
11:00							
Noon							
1:00							
2:00							
3:00							
4:00							
5:00							
6:00							
7:00							
8:00							
9:00							
10:00							
11:00							
Midnight							

## U. Listen to your teacher, read the story silently.

خپل بنسټونکي ته غورږ شئ او کيسه په پټه خوله ولولئ.

### Zaki Jalali's birthday is a Secret

Zaki Jalali and Zalmai live in Paktika. They are good friends and both speak Pashto and English.

“Hey Zaki Jalali, what day is today?” asks Zalmai. “Hmmm, I do not know. The month I know which is October, last month was September. What day was yesterday?”

Zalmai says, “Ahh, yesterday was Saturday because we did not have school on Friday and that was two days ago!” “You are right Zalmai, today is Sunday, but what is today's date?” asks Zaki Jalali.

“I do not know, I forgot.” Replies Zalmai. “I think today is October 25, 2008 because my ninth birthday is October 30 and my mom (مور) said yesterday that my birthday is six days away. Zaki Jalali, when is your birthday?”

“Ohh Waah! I do not know! My mother says ‘it is a secret’ or ‘I would rather not say.’ I do not know my birthday!” says Zaki Jalali.

“No birth day cake for you!” laughs Zalmai. “Ohh Waah!” says Zaki Jalali, I do not know my birthday.”

“That is OK Zaki Jalali, my birthday is October 30<sup>th</sup> and we can eat cake e birth day together because you are my good friend! Says Zalmai.

“Thanks, thanks Zalmai, Thanks a lot, you are a great friend!” says Zaki Jalali.

## V. Answer the Questions

1. Where are Zaki Jalali and Zalmai from?
2. What language do Zaki Jalali and Zalmai speak?
3. What is a secret?

Assessment: **Unit 8 Test**

1. Look at the picture and write the correct sentence:

May						
S	M	T	W	TH	F	S
1	2	3	4	5	6	7
8	9	10	11	12	13	14
15	16	17	18	19	20	21
22	23	24	25	26	27	28
29	30	31				

January						
S	M	T	W	TH	F	S
				1	2	3
4	5	6	7	8	9	10
11	12	13	14	15	16	17
18	19	20	21	22	23	24
25	26	27	28	29	30	31

1. It's Friday, May 28. 2. \_\_\_\_\_

June						
S	M	T	W	TH	F	S
	1	2	3	4	5	6
7	8	9	10	11	12	13
14	15	16	17	18	19	20
21	22	23	24	25	26	27
28	29	30	31			



3. \_\_\_\_\_ 4. \_\_\_\_\_ 5. \_\_\_\_\_

September						
S	M	T	W	TH	F	S
		1	2	3	4	5
6	7	8	9	10	11	12
13	14	15	16	17	18	19
20	21	22	23	24	25	26
27	28	29	30	31		

August 2005						
S	M	T	W	TH	F	S
				1	2	3
4	5	6	7	8	9	10
11	12	13	14	15	16	17
18	19	20	21	22	23	24
25	26	27	28	29	30	31

6. \_\_\_\_\_ 7. \_\_\_\_\_

February						
S	M	T	W	TH	F	S
	1	2	3	4	5	6
7	8	9	10	11	12	13
14	15	16	17	18	19	20
21	22	23	24	25	26	27
28						



8. \_\_\_\_\_ 9. \_\_\_\_\_

2. Write the correct time for each clock

د هر ساعت سم وخت وليکئ.



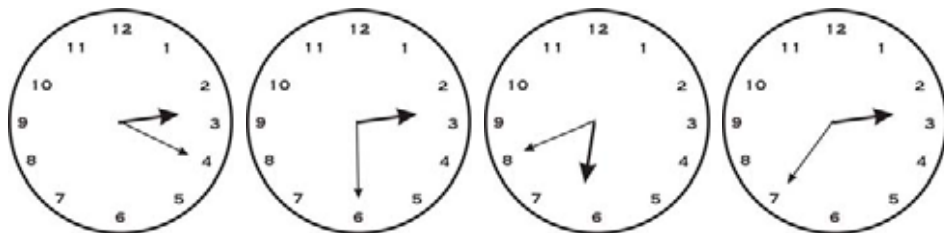
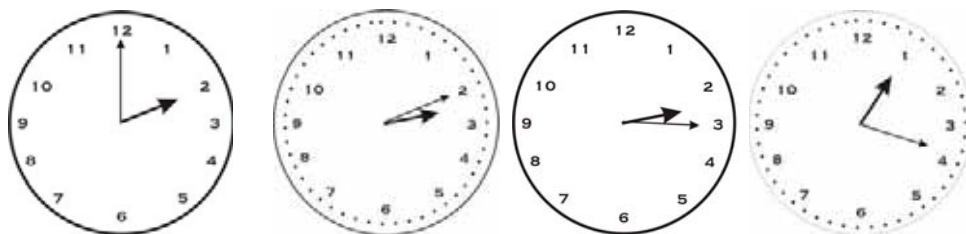
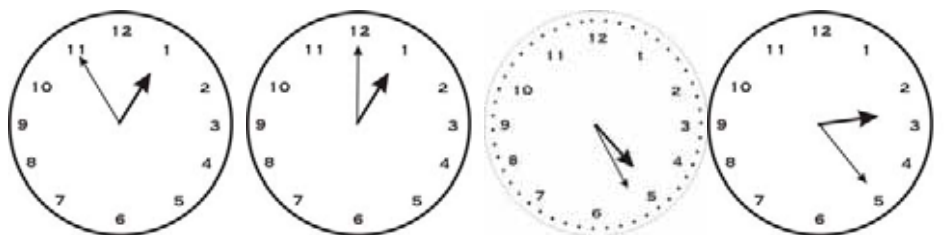


It is one nineteen.



4:26



\_\_\_\_\_



**3. Write the times**

- |                                      |                                      |
|--------------------------------------|--------------------------------------|
| 1. 4:05 <b>It is five past four.</b> | 11. It is one-thirty <b>1.30</b>     |
| 2. 11:10 _____                       | 12. It is ten after five _____       |
| 3. 3:35 _____                        | 13. It is quarter after twelve _____ |
| 4. 8:15 _____                        | 14. It is half past seven _____      |
| 5. 6:25 _____                        | 15. It is five after two _____       |
| 6. 8:35 _____                        | 16. It is three-forty _____          |
| 7. 10:50 _____                       | 17. It is five to ten _____          |
| 8. 12:45 _____                       | 18. It is eleven forty _____         |
| 9. 7:55 _____                        | 19. It is nine twenty-five _____     |
| 10. 1:45 _____                       | 20. It is quarter to three _____     |

**4. Write these numbers.**

- |                     |                       |
|---------------------|-----------------------|
| 1. first <b>1st</b> | 6. fifteenth _____    |
| 2. three _____      | 7. third _____        |
| 3. ninth _____      | 8. twentieth _____    |
| 4. fifth _____      | 9. twenty-forth _____ |
| 5. six _____        | 10. eighteenth _____  |

**5. Write the numbers next to the words**

- |                        |                       |
|------------------------|-----------------------|
| 1. Nineteenth _____    | 4. sixteenth _____    |
| 2. Thirty-first _____  | 5. ninety-ninth _____ |
| 3. Seventy-fifth _____ | 6. Sixty-first _____  |



## Unit 9

### What Do You Do?

Objective:

Students will be able to:

- 1- Talk, write and read about different jobs.
- 2- Learn new verbs and use them in sentences.
- 3- Learn how to read and write simple and short English stories.

**موخي:**

زده کوونکي به وکولای شي چي:

۱. د ډول ډول دندو په باب لوستل، ليکل او خبرې کول زده کړي.

۲. په جملو کې د نوو فعلونو استعمال زده کړي.

۳. د انگليسي د ساده اولنډو کيسو لوستل او ليکل زده کړي.

### A. Vocabulary Presentation



## B. Vocabulary Presentation

**Student A: Look at exercise A.**  
**Student B: Look at exercise B Say the sentence**  
**Student A: Point to the picture.**

*Change roles and repeat.*



He is an engineer.



He is a cook.



He is a shopkeeper.



He is a dish washer.



She is a doctor.



He is a factory worker.



He is a gardener.



He is a waiter.



He is a painter.

## C. Complete the following sentences

- \_\_\_\_\_ a mechanic.
- \_\_\_\_\_ a cook.
- \_\_\_\_\_ a shopkeeper.
- \_\_\_\_\_ a doctor.
- \_\_\_\_\_ a factory worker.
- \_\_\_\_\_ a gardener.

## D. To be & to do

*Listen to your teacher*

The verb to do

**Do/does**

What do I do?

What do you do?

What does he do?

What does she do?

What do we do?

What do they do?

The verb to be

**is/am/are**

I am a mechanic

You are a mechanic. Or you are mechanics.

He is a mechanic.

She is a mechanic.

We are mechanics.

They are mechanics.

What	do	I we you they	do?
	does	he she	

Singular (person)	I You He She	am are is is	a cashier.
Plural (More than 1 person)	We You They	are are are	cashiers.

*In pairs, complete these sentences with your partner.*

*Example:*

*Student A: What do they do?*

*Student B: They are students.*

1. What \_\_\_\_\_ she do? She \_\_\_\_\_ a doctor.
2. What \_\_\_\_\_ you do? We \_\_\_\_\_ factory workers.
3. What \_\_\_\_\_ he do? He \_\_\_\_\_ a teacher
4. What \_\_\_\_\_ she do? She \_\_\_\_\_ a principal.
5. What \_\_\_\_\_ you do? I \_\_\_\_\_ a cook.
6. What \_\_\_\_\_ they do? They \_\_\_\_\_ painters.
7. What \_\_\_\_\_ he do? He \_\_\_\_\_ a mechanic.
8. What \_\_\_\_\_ you do? I \_\_\_\_\_ a gardener.
9. What \_\_\_\_\_ they do? They \_\_\_\_\_ doctors.

## E. Vocabulary Presentation

*Look at the pictures and repeat the sentences after your teacher.*



He is a carpenter.



He is a farmer.



He is a computer programmer.



He is a policeman.



He is a fireman.



She is a nurse.



He is a postman.



He is a tailor.

---

## F. Complete the following sentences in your notebooks.

1. He is a farmer.
2. \_\_\_\_\_ a nurse.
3. \_\_\_\_\_ a policeman.
4. \_\_\_\_\_ a tailor
5. \_\_\_\_\_ a carpenter.
6. \_\_\_\_\_ a postman.
7. \_\_\_\_\_ a fireman.
8. \_\_\_\_\_ a computer.

## G. Reading and Writing

### Reading No 1

My name is Jamila Wahedi. I am a cook. I work in a restaurant. I work from Saturday to Thursday. I do not work on Friday. I work from 7:30 AM to 9:00 PM. I like my job.



### Writing No 1

Answer the following questions with your partner.

1. What does Jamila Wahedi do?

2. Where does she work?

3. What days does she work?

4. What hours does she work?

### Reading No 2

My name is Ali. I am a mechanic. I work in a garage. I work from Saturday to Thursday, I do not work on Friday. I work from 6:00 AM to 5:00 PM. I like my job very much.



### Writing No 2

Answer the following questions with your partner, then write them in your notebooks.

1. Where does Ali work?

2. What does he do?

3. What days does he work?

4. What hours does he work?

## H. What does he do? Where does he work?



**In a garage.**  
He works in a garage.



**In a restaurant.**  
He works in a restaurant.



**In a store.**  
He works in a store.



**In a restaurant.**  
He works in a restaurant.



**In a hospital.**  
She works in a hospital.



**In a factory.**  
He works in a factory.



**In a garden.**  
He works in a garden.



**In a restaurant.**  
He works in a restaurant.



**In a building.**  
He works in a building.



**In a building.**  
He works in a building.



**On a farm.**  
He works on a farm.



**In an office.**  
He works in an office.



In a police station.  
He works in a police station.



In a firehouse.  
He works in a firehouse department.



In a hospital.  
He works in a hospital.



In a post office.  
He works in a post office.



In a tailoring shop.  
He works in a Tailoring shop.

## I. Where does he/she work?

Practice the following questions and answers with your partner.

### Do/does

Where do I work?  
Where do you work?  
Where does he work?  
Where does she work?  
Where do we work?  
Where do they work?

### works/work

I work at school.  
You work in an office.  
He works at the police station.  
She works at the police station.  
We work at the police station.  
They work at the police station.

Where	Do	I we you they	Work?
	Does	He She	

<b>Singular</b> (person)	I You He She	work work works works	on a farm. at home. in a bakery. in an office.
<b>Plural</b> (More than 1 person)	We You They	Work work work	on a farm. at the garage. in a restaurant.

**J.**

*Complete the following sentences in your notebooks.*

a.		
1.	What <b>do</b> they do? They <b>work</b> at school.	They <b>are</b> students.
2.	What _____ she do? She _____ in a _____.	She _____ a doctor.
3.	What _____ you do? We _____ in a _____.	We _____ factory workers.
4.	What _____ he do? He _____ in a _____.	He _____ a teacher.
5.	What _____ she do? She _____ in a _____.	She _____ a principal.
6.	What _____ you do? I _____ in a _____.	I _____ a cook.
7.	What _____ they do? They _____ in a _____.	They _____ painters.
8.	What _____ he do? He _____ in a _____.	He _____ a mechanic.
9.	What _____ you do? I _____ at a _____.	I _____ a gardener.
10.	What _____ they do? They _____ in a _____.	They _____ doctors.
b.		
1.	What _____ you do? I _____ in an _____.	I _____ a policeman.
2.	What _____ she do? She _____ in a _____.	She _____ a firewoman.
3.	What _____ they do? They _____ in a _____.	They _____ cashiers.
4.	What _____ she do? She _____ in a _____.	She _____ a dishwasher.
5.	What _____ he do? He _____ in a _____.	He _____ a waiter.
6.	What _____ you do? I _____ in an _____.	I _____ a business man.



7. What _____ he do? He _____ in a _____.	He _____ a police officer,
8. What _____ they do? They _____ in an _____.	They _____ computer programmers.
9. What _____ he do? He _____ on a _____.	He _____ a farmer.
10. What _____ we do? We _____ in a _____.	We _____ letter carriers.

### **K. Listen to your teacher and read the story silently.**

#### **Zaki Jalali, What Do You Want to be When You Grow Up?**

“Zaki Jalali, do you know how to cook?” Asks Karim. “No I do not know how to cook, but I love to eat!” replies Zaki Jalali with a smile. “Do you know how to cook Karim? “No I do not, I do not like to cook and I do not like to wash dishes!” he said.

“What do you want to be when you grow up?” Asks Zaki Jalali. “Well Zaki Jalali, I do not want to drive a taxi or be a security guard.” Karim replies. “Ohh Waah! You don’t want to drive a taxi or be a security guard! Can you take care of children or be a receptionist?” says Zaki Jalali.

“No thanks, I do not want to drive a taxi or be a security guard, I want to be a doctor, then I can work in a hospital and help sick people.” He replies. “Wow, you must be very smart Karim! And you must work very hard!” Replies Zaki.

“Zaki Jalali what do you want to be when you grow up? Karim asks. “I want to be a farmer and grow fruits and vegetables. I do not want to drive a taxi. I do not want to drive a truck; I do not want to cook. I don’t want to take care of children. And I do not want to wash dishes!” He replies.

“I want to grow fruits and vegetables and I want to be a farmer” says Zaki Jalali. “Can you grow vegetables Zaki Jalali?” asks Karim. “No, but I can learn from a farmer!” he replies smilingly.

Assessment: **Unit 9 Test**

1. Look at the picture and write the correct sentence for each of them:



1. He is mechanic.  
He works in a garage.



2. *Fill in the blanks by using the correct form of the verb.*

1. I \_\_\_\_\_ everyday.
2. You \_\_\_\_\_ from Saturday to Thursday.
3. He \_\_\_\_\_ at the school.
4. She \_\_\_\_\_ as a teacher.
5. It \_\_\_\_\_ very well.
6. We \_\_\_\_\_ as students.
7. You \_\_\_\_\_ everyday.
8. They \_\_\_\_\_ in Kabul.

---

4. *Complete these sentences.*

- |  |                             |
|--|-----------------------------|
| 1. What do they do?<br>They <b>work</b> at <b>school</b> . | They <b>are</b> students.   |
| 2. What _____ she do?<br>She _____ in a _____.             | She _____ a police officer. |
| 3. What _____ you do?<br>We _____ in a _____.              | We _____ factory workers.   |
| 4. What _____ he do?<br>He _____ in a _____.               | He _____ a fireman.         |
| 5. What _____ she do?<br>She _____ in a _____.             | She _____ a principal.      |
| 6. What _____ you do?<br>I _____ in a _____.               | I _____ a teacher.          |
| 7. What _____ they do?<br>They _____ in a _____.           | They _____ tailors.         |
| 8. What _____ he do?<br>He _____ in a _____.               | He _____ a mechanic.        |
| 9. What _____ you do?<br>I _____ at a _____.               | I _____ a gardener.         |
| 10. What _____ they do?<br>They _____ in a _____.          | They _____ farmers.         |

## Unit 10

## Where do you work?

Objectives:

Students will be able to:

1. Talking, reading and writing about different jobs.
2. Learn new verbs and use them in sentences.

موخې:

زده کوونکي به وکړای شي چې:

۱. د مختلفو دندو په باب خبرې کول، لیکل او لوستل زده کړي.

۲. په جملو کې د نوو فعلونو استعمال زده کړي.

### A. Vocabulary Presentation

Verbs: Action Words



## B. Vocabulary Presentation

**Student A: Look at exercise A**  
**Student B: Look at exercise B Say the words**  
**Student A: Point to the picture.**

*Change roles and repeat.*



He cooks food



He drives a taxi



He drives a truck



He uses a computer



He washes dishes



He teaches students



He grows fruits  
and vegetables



He sews clothes



She takes care  
of the child

### C. Writing:

Copy and translate the following sentences in your notebook

لاندې جملې نقل او وژباړئ، په خپلو کتابچو کې يې وليکئ

1. He cooks in a restaurant.

*He cooks in a restaurant.*

هغه په يوه رستورانټ کې ډوډۍ پخوي



2. He drives a taxi.

\_\_\_\_\_



3. He drives a truck.

\_\_\_\_\_



4. He uses a computer.

\_\_\_\_\_



5. He washes dishes.

\_\_\_\_\_



6. He teaches students.

\_\_\_\_\_



7. He grows fruits and vegetables.

\_\_\_\_\_



8. He sews clothes.

\_\_\_\_\_



9. She takes care of a child.

\_\_\_\_\_



## **D. Verbs:**

### ***a. Cook:***

<b>I</b> <b>You</b> <b>We</b> <b>They</b>	<b>cook</b>
<b>He</b> <b>She</b> <b>It</b>	<b>cooks</b>

*Fill in the blanks with the correct form of the verb in your notebooks.*

1. I cook vegetables.
2. You \_\_\_\_\_ at the restaurant
3. He \_\_\_\_\_ at 7 o'clock.
4. She \_\_\_\_\_ everyday.
5. It \_\_\_\_\_.
6. We \_\_\_\_\_ dinner.
7. You \_\_\_\_\_ vegetables
8. They \_\_\_\_\_ at the restaurant

### ***b. Drive a taxi:***

<b>I</b> <b>You</b> <b>We</b> <b>They</b>	<b>drive</b>
<b>He</b> <b>She</b> <b>It</b>	<b>drives</b>

*Pair work:*

*Complete the following sentences by using the correct form of verb with your partner.*

1. I \_\_\_\_\_ a taxi.
2. You \_\_\_\_\_ a taxi.
3. He \_\_\_\_\_ a taxi.
4. She \_\_\_\_\_ a taxi.
5. It \_\_\_\_\_ a taxi.
6. We \_\_\_\_\_ a taxi.
7. You \_\_\_\_\_ taxis.
8. They \_\_\_\_\_ taxis.

**c. Drive a truck:**

I You We They	<b>drive</b>
He She It	<b>drives</b>

*Pair work:*

*Complete the following sentences and translate them in your mother tongue.*

1. I \_\_\_\_\_ a truck.
2. You \_\_\_\_\_ a truck.
3. He \_\_\_\_\_ a truck.
4. She \_\_\_\_\_ a truck.
5. It \_\_\_\_\_ a truck.
6. We \_\_\_\_\_ trucks.
7. You \_\_\_\_\_ trucks.
8. They \_\_\_\_\_ trucks.

**d. Go to school:**

I You We They	<b>go</b>
He She It	<b>goes</b>

1. I \_\_\_\_\_ to school.
2. You \_\_\_\_\_ to school.
3. He \_\_\_\_\_ to school.
4. She \_\_\_\_\_ to school.
5. It \_\_\_\_\_ to school.
6. We \_\_\_\_\_ to school.
7. You \_\_\_\_\_ to school.
8. They \_\_\_\_\_ to school.



***e. Go to sleep:***

I You We They	<b><i>go</i></b>
He She It	<b><i>goes</i></b>

*Fill in the blanks with the correct form of the verb in your notebooks.*

1. I      go      to sleep.
2. You            to sleep.
3. He            to sleep.
4. She            to sleep.
5. It            to sleep.
6. We            to sleep.
7. You            to sleep.
8. They            to sleep.

***f. Grow fruits and vegetables:***

I You We They	<b><i>grow</i></b>
He She It	<b><i>grows</i></b>

*Pair work:*

*Complete the following sentences by using the correct form of verb with your partner.*

1. I            fruits and vegetables.
2. You            fruits and vegetables.
3. He            fruits and vegetables.
4. She            fruits and vegetables.
5. It            fruits and vegetables.
6. We            fruits and vegetables.
7. You            fruits and vegetables.
8. They            fruits and vegetables.

***g. Sew clothes:***

<b>I You We They</b>	<b><i>sew clothes</i></b>
<b>He She It</b>	<b><i>sews clothes</i></b>

*Pair work :*

*Complete the following sentences and translate them in your mother tongue.*

1. I \_\_\_\_\_ clothes.
2. You \_\_\_\_\_ clothes.
3. He \_\_\_\_\_ clothes.
4. She \_\_\_\_\_ clothes.
5. It \_\_\_\_\_ clothes.
6. We \_\_\_\_\_ clothes.
7. You \_\_\_\_\_ clothes.
8. They \_\_\_\_\_ clothes.

***h. Take care of a child:***

<b>I You We They</b>	<b><i>take care of a child</i></b>
<b>He She It</b>	<b><i>takes care of a child</i></b>

*Homework:*

1. I \_\_\_\_\_ of a child.
2. You \_\_\_\_\_ of a child.
3. He \_\_\_\_\_ of a child.
4. She \_\_\_\_\_ of a child.
5. It \_\_\_\_\_ of a child.
6. We \_\_\_\_\_ of a child.
7. You \_\_\_\_\_ of a child.
8. They \_\_\_\_\_ of a child.

***i. Type:***

I You We They	<b><i>type</i></b>
He She It	<b><i>types</i></b>

*Fill in the blanks with the correct form of the verb in your notebooks.*

1. I \_\_\_\_\_ at the office
2. You \_\_\_\_\_ at the office
3. He \_\_\_\_\_ at the office
4. She \_\_\_\_\_ at the office
5. It \_\_\_\_\_ at the office
6. We \_\_\_\_\_ at the office
7. You \_\_\_\_\_ at the office
8. They \_\_\_\_\_ at the office

***j. Use a computer:***

I You We They	<b><i>use a computer</i></b>
He She It	<b><i>uses a computer</i></b>

*Pair work:*

*Complete the following sentences by using the correct form of verb with your partner.*

1. I \_\_\_\_\_ a computer.
2. You \_\_\_\_\_ a computer.
3. He \_\_\_\_\_ a computer.
4. She \_\_\_\_\_ a computer.
5. It \_\_\_\_\_ a computer.
6. We \_\_\_\_\_ a computer.
7. You \_\_\_\_\_ a computer.
8. They \_\_\_\_\_ a computer.

### ***k. Wash dishes:***

<b>I You We They</b>	<b><i>wash dishes</i></b>
<b>He She It</b>	<b><i>washes dishes</i></b>

*Pair work:*

*Complete the following sentences and translate them in your mother tongue.*

1. I \_\_\_\_\_ dishes.
2. You \_\_\_\_\_ dishes.
3. He \_\_\_\_\_ dishes.
4. She \_\_\_\_\_ dishes.
5. It \_\_\_\_\_ dishes.
6. We \_\_\_\_\_ dishes.
7. You \_\_\_\_\_ dishes.
8. They \_\_\_\_\_ dishes.

### ***l. Teach:***

<b>I You We They</b>	<b><i>teach</i></b>
<b>He She It</b>	<b><i>teaches</i></b>

*Homework:*

- I \_\_\_\_\_ English.
1. You \_\_\_\_\_ children.
  2. He \_\_\_\_\_ at the school.
  3. She \_\_\_\_\_ grade 5.
  4. It \_\_\_\_\_.
  5. We \_\_\_\_\_ Saturday through Thursday.
  6. You \_\_\_\_\_ Pashto.
  7. They \_\_\_\_\_ English.

## E. What do they do? Speaking and Writing

Ask and answer the following questions with your partner and write them in your notebooks.

1. What does your father do?
2. What does your sister do?
3. What does your mother do?
4. What does your brother do?

## F. What do they do?

Work in pairs:

Copy each question and write the answer on a piece of paper.

Where does an artist work?	(art gallery)	He/she works in art gallery.
Where does a baker work?	(bakery)	-----
Where does a businessman work?	(store)	-----
Where does a carpenter work?	(workshop)	-----
Where does a cashier work?	(bank)	-----
Where does a computer programmer work?	(office)	-----
Where does a cook work?	(kitchen)	-----
Where does a dishwasher work?	(hotel)	-----
Where does a doctor work?	(hospital)	-----
Where does a factory worker work?	(factory)	-----
Where does a farmer work?	(farm)	-----
Where does a teacher work?	(school)	-----

## G. What skills do you have?

Can you _____?	Can you cook? Yes I can cook
Do you know how to ___?	Do you know how to cook? Yes I know how to cook.

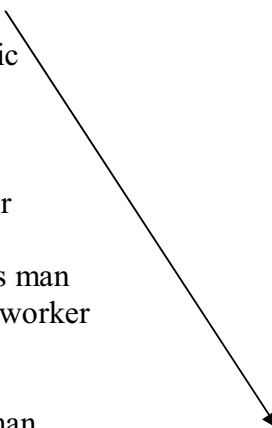
Make sentences with your partner, use the following verbs.

1. cook
2. drive a taxi
3. go to school
4. go to sleep
5. grow fruits and vegetables
6. plant trees and bushes
7. sew clothes
8. take care of children
9. grow trees
10. type
11. use a red pencil
12. use a computer
13. wash dishes
14. teach

## H. Matching:

---

Match the correct job with the correct location.

- |                         |                   |
|-------------------------|-------------------|
| 1. Teacher              | a. office         |
| 2. Mechanic             | b. farm           |
| 3. Cashier              | c. garden         |
| 4. Driver               | d. police station |
| 5. Cook                 | e. kitchen        |
| 6. Gardener             | f. bank           |
| 7. Nurse                | g. store          |
| 8. Business man         | h. hospital       |
| 9. Factory worker       | i. taxi           |
| 10. Doctor              | j. hospital       |
| 11. Farmer              | k. factory        |
| 12. Police man          | l. school         |
| 13. Fireman             | m. garage         |
| 14. Computer programmer | n. fire station   |
- 

## I. Complete: Reading and Writing Practice

---

Fill in the blanks correctly.

1. Hamid \_\_\_\_\_ a cook. He \_\_\_\_\_ in a restaurant. He works on Saturday, Sunday, Monday, Tuesday, \_\_\_\_\_, Thursday, and \_\_\_\_\_. He \_\_\_\_\_ from 10:00 until 2:00 o'clock.
2. Sadeq is not \_\_\_\_\_ receptionist. He \_\_\_\_\_ a \_\_\_\_\_ programmer. He \_\_\_\_\_ in an \_\_\_\_\_. He works \_\_\_\_\_ 8:00 to 5:00 PM.
3. Jamila \_\_\_\_\_ a nurse. She works in a \_\_\_\_\_. She \_\_\_\_\_ with a doctor. She works \_\_\_\_\_ Saturday, Sunday, \_\_\_\_\_, \_\_\_\_\_, Wednesday and Friday. She \_\_\_\_\_ up at 6:00 AM and goes to the \_\_\_\_\_ at 11:00 PM.
4. They \_\_\_\_\_ policemen. They work in the police station. They \_\_\_\_\_ on Saturday, Sunday, Monday, \_\_\_\_\_, Wednesday, Thursday, and \_\_\_\_\_.

## Assessment: Units 10 Test

### 1. Write out the number in words.

- |                     |             |             |
|---------------------|-------------|-------------|
| a. 20 <u>twenty</u> | g. 14 _____ | m. 7 _____  |
| b. 10 _____         | h. 4 _____  | n. 15 _____ |
| c. 18 _____         | i. 12 _____ | o. 5 _____  |
| d. 8 _____          | j. 19 _____ | p. 13 _____ |
| e. 16 _____         | k. 9 _____  | q. 3 _____  |
| f. 6. _____         | l. 17 _____ | r. 11 _____ |

### 2. Complete with There is or There are.

جملہ پہ یہ There is اور There are تکمیل کریں۔

1. There are two erasers on the table.
2. \_\_\_\_\_ six students in the class.
3. \_\_\_\_\_ a map on the wall.
4. \_\_\_\_\_ four teachers in the school.
5. \_\_\_\_\_ twenty chairs in the classroom.
6. \_\_\_\_\_ clock on the wall.
7. \_\_\_\_\_ notebook next to the dictionary.
8. \_\_\_\_\_ pens on the table.
9. \_\_\_\_\_ blackboard on the wall.

### 3. Write the correct time for each clock وقت درست ہر ساعت را بنویسید



1. 01:19



2. \_\_\_\_\_



3. \_\_\_\_\_



4. \_\_\_\_\_



5. \_\_\_\_\_



6. \_\_\_\_\_




7. \_\_\_\_\_



8. \_\_\_\_\_



9. \_\_\_\_\_



10. \_\_\_\_\_



11. \_\_\_\_\_

4. Fill in the blanks with the correct form of the verb work.

1. I work everyday.
2. You \_\_\_\_\_ Saturday through Thursday.
3. He \_\_\_\_\_ at the school.
4. She \_\_\_\_\_ as a teacher.
5. It \_\_\_\_\_ very well.
6. We \_\_\_\_\_ as students.
7. You \_\_\_\_\_ everyday.
8. They \_\_\_\_\_ in Kabul.

5. Write a correct sentence for each picture



1. He's a cook.



2. \_\_\_\_\_



3. \_\_\_\_\_



4. \_\_\_\_\_



5. \_\_\_\_\_



6. \_\_\_\_\_



7. \_\_\_\_\_



8. \_\_\_\_\_



# Glossary

## Grade 5

English		دري	پښتو
A			
1	About	(تقريباً) دربارہ	په اړه، په هکله
2	Above	بالای	د پاسه
3	Absent	غیر حاضر، غیر موجود	ناسوب
4	Accompanying	ضمیمه، همراه	ورسره
5	Action	عمل	کړه
6	Activity	فعالیت	فعالیت
7	Add	جمع کرده، افزودن	راټولول او ورزیاتول
8	Additional	اضافی	زیات
9	Address	آدرس	پته
10	Afghans	افغانها	افغانان
11	Again	دوباره	دوه ځله
12	Ago	قبل	مخکې، پخوا
13	Aloud	بلند، به آواز بلند	لوړ، په لوړ آواز سره
14	Also	همچنان	دغه راز
15	Always	همیشه	تل
16	A. M	وقت (از دوازه شب اله دوازه روز)	وخت (د شپې له ۱۲ بجو څخه وروسته د ورځې ۱۲ بجو پوري).
17	And	و(کلمه ربط)	او (ربط کلمه)
18	Answer	جواب	ځواب
19	Any	هیچ، هیچکدام	هیڅ
20	Apartment	اپارتمان	اپارتمان
21	April	اپریل (ماه چهارم میلادی)	اپریل (میلادي څلورمه میاشت)
22	Around	گرداگرد، اطراف	چار چاپیر
23	Arrive	رسیدن، مواصلت	رسیدل
24	Art gallery	نمایشگاه هنری	هنري نندارتون
25	As indicated	طوريکه معرفي / وانمود شد،	لکه چې گوته ورته ونيول شوه
26	Ask	پرسیدن	ويوښتی
27	Assessment	ارزیابی، تشخیص	ارزونه، تشخیص

28	Assignment	وظیفه	دنده
29	Associated	معاشرت کردن , مربوط به	ور پورې تړلی
30	At	به، به سوی، به طرف	په، پام
31	Attention:	توجه	پاملرنه
32	August	آگست (ماه هشتم عیسوی)	آگست (د میلادی اتمه میاشت)
33	Aunt	عمه و خاله	ترور
	<b>B</b>		
34	Baker	نانوا	ډوډۍ پخوونکی
35	Bakery	نانوایی	ډوډۍ پخوونکي، هتی
36	Bank	بانک	بانک
37	Basket	سبد	ټوکری
38	Be/was/ were	بودن	اوسیدل
39	Because	بخاطر	له خاطره
40	Be able to	قادر بودن به	وس درلودل
41	Before	قبل	مخکې
42	Begin/ ing	شروع کردن	پیل کول (پیلول)
43	Behind	عقب	ورپسي
44	Below	زیر، در زیر، پایین	لاندې
45	Between	درمیان، دربین دو چیز	منځ کې
46	Big	بزرگ، کلان	غټ
47	Birth day	روز تولد	د زیږیدو ورځ
48	Black board	تخته سیاه	توره ډړه
49	Blank	خانه خالی	تش ځای
50	Board	تخته	ډړه
51	Both	هر دو	دواړه
52	Box	بکس، صندوق	بکس
53	Building	عمارت، تعمیر، آبادی	ودانۍ
54	Business man	تجارت پیشه	سوداگر، تجار، د کارو بار والا
55	But	اما، لاکن	خو
56	By	توسط	په واسطه
57	Bye bye	خدا نگهدار، خدا حافظ	د خدای په امان
	<b>C</b>		
58	Cake	کیک	کیک

59	Calendar	جنتری، تقویم، سالنما	کلزیه
60	Call on/ out	صدا کردن	اواز کول
61	Capital	بزرگ، پایتخت	غټ، پلازمینه
62	Cardinal numbers	اعداد اصلی، اساسی	اصلي عددونه، بنسټيز
63	Care of	توجه، مواظب بودن	پاملرنه
64	Carpenter	نجار	ترکان
65	Carrier	حمل، نقل دهنده	له یوځای څخه بل ځای ته وړل
66	Carry	حمل کردن، بردن	وړل
67	Cashier	صراف	صراف
68	Chair	چوکی، کرسی	څوکی
69	Chalk	تباشیر	تباشیر
70	Chalk board	تخته تباشیر، تخته صنف	تخته تباشیر، د ټولګي تخته
71	Change	تبدیل کردن	بدلول
72	Chapter	فصل	څپرکی، فصل
73	Chart	جدول، چارت	جدول
74	Choose	انتخاب کردن	غوره کول
75	City	شهر	ښار
76	Class	صنف	ټولګی
77	Classmate	همصنفي	ټولګيوال
78	Classroom	اطاق درسی	د لوست خونہ
79	Clean	پاک	پاک
80	Cleaner	پاک کننده	پاکوونکي، چپراس
81	Clock	ساعت سرمیزی، دیواری	سرميزي، د يوالي ساعت
82	Close	بسته، مسدود، نزدیک	تړلی
83	Cloth	تکه، پارچه	ټوټه، ټوکر
84	Clothes	کالا، البسه	جامې
85	Code number	کود نمبر(رمز)	د کود نمبر (شفر)
86	Comic story	قصه خنده آور	خندوونکې کیسه
87	Cook	پختن	اشپز
88	Cookies	کلیچه	کلیچه
89	Cooking	آشپز، بختن	پخول
90	Complete/ly	مکمل، کاملاً	بشپړ

91	Computer	کمپیوتر	کمپیوتر
92	Concept	مفهوم، تصور کلی	مفهوم، بشپړ تصور
93	Copy	کاپی، نقل کردن	کاپی، نقل کول
94	Correspondence	برابری، مطابقت	برابري
95	Correct/ly	درست، صحیح، به درستی	سم
96	Count	شمارش، حساب کردن	شمیرل، حساب کول
97	Country	مملکت	هېواد
98	Cover up	پوشاندن، پيچیدن	پټول، تاوول
99	Cry/cries	چیغ زدن، گریه کردن	چیغی وهل، ژړل
	<b>D</b>		
100	Date	تاریخ، مورخه	نیټه
101	Day	روز	ورځ
102	December	دسمبر(ماه اخير ساه عيسوی)	دسمبر، د عيسوي کال وروستی میاشت
103	Demonstrate	به نمایش گذاشتن اثبات با دلیل	ندارې ته ایښودل، په دلیل سره جوتول
104	Dialogue	دیالوگ، محاوره	خبرې اتري
105	Dictionary	قاموس، کتاب لغات	د لغاتو کتاب، ویی پوهنه
106	Different	مختلف	بیل، بیل
107	Difficult	مشکل	سخت
108	Dinner	نان شب	د شپي ډوډۍ
109	Direction	هدایت	لارښوونه، سمت
110	Describe	تشریح، توضیح	بیانول، څرگندول
111	Dish	ظرف، بشقاب	لوبنی، غاب
112	Dishwasher	ظرف شوی	لوبني پرېمځونکی
113	Do/does	انجام دادن	پای ته رسول
114	Don't/Does not	نخیر، نکردن	نه خیر، نه کول
115	Door	دروازه	دروازه
116	Down	پایین	لاندې
117	Draw	رسم کردن، کشیدن	انځورول، راښکل
118	Drink	نوشیدن	څښل
119	Drive	رانندن، درایف کردن	ځغلول، چلول
120	Dry	خشک	وچ
121	Dry cleaner	خشکه شوی	کالی پرېمځونکی، دوبي
	<b>E</b>		

122	Each	هریک، هرکدام	هر یو
123	Eat/ate	خوردن	خوړل
124	Eight/ th	هشت (۸)	اته / اتم
125	Eighteen/th	هژده (۱۸)/هژدهم	اتلس / اتلسم
126	Electrician	برقی	برقي
127	Eleven/th	یازده/یازدهم	یوولس / یوولسم
128	Entire	تمام، کامل	ټول، بشپړ
129	Eraser	تخته پاک، پنسل پاک	پنسل پاک، تخته پاک
130	Every day	هرروز	هره ورځ
131	Every thing / one	هرچیز، هرشی، هریک	هرشي، هر یو
132	Excuse me	معذرت میخواهم، ببخشید	ببښنه غواړم، وښئ
133	Exercise	مشق، تمرین	مشق او تمرین
134	Exit	دروازه خروجی	د وتلو دروازه، وتل
135	Explain	تشریح، توضیح	بیان، څرگندول
	<b>F</b>		
136	Factory	فابریکه	فابریکه
137	Far	دور، بعید	لرې
138	For from	دور از	لرې له
139	Farmer	دهقان	بزگر
140	Farm	مزرعه	ځمکه
141	Father's name	نام پدر	د پلار نوم
142	February	فبروری (ماه دوم عیسوی)	فبروري د عيسوي دويمه مياشت
143	Fifteen/th	پانزده	پنځلسم
144	Fill in	خانه پری کردن، پرکردن	ډکول
145	Find	یافتن، پیدا کردن	موندل
146	Finish	تمام کردن	بشپړول
147	Fire	آتش	اور
148	Fire department	اطفایه، شعبه اطفایه	اور وژنه، د اور وژنې خانګه
149	Fire house	آتش خانه، اطفایه	د اور ځای، اور وژنه
150	Fire man	مرد آتش نشان	اور مړ کوونکی
151	Fire woman	زن آتش نشان	اور مړ کوونکې
152	First (1st) name	نام اول	لومړی نوم

153	Five/fifth	پنج (۵) / پنجم	پنخه / پنجم
154	Following	ذیل، به تعقیب	لاندي، وروسته
155	For	برای	لپاره
156	Foreign	خارجی، بیگانه	بهرنی، پردی
157	Forget	فراموش کردن	هېرول
158	Form	شکل، صورت	بڼه، صورت
159	Four/ th	چهار (۴)، چهارم	خلور / خلورم
160	Free	آزاد، بیکار	ازاد، بیکار
161	Friday	روز جمعه	د جمعی ورځ
162	Friend	دوست، رفیق	دوست، ملگری
163	From	از	له
164	Front of	پیشروی	په مخکې
	<b>G</b>		
165	Garage	گراج	گراج
166	Garden	باغ	بڼ
167	Gardener	باغبان	بڼوال
168	Get	حاصل کردن، بدست آوردن	ترلاسه کول
169	Get up	برخاستن	پاڅېدل
170	Give	دادن	ورکول
171	Go/goes	رفتن	تلل
172	Going to	رفتن	تلل
173	Good	خوب	ښه
174	Grade	درجه (صنف)	درجه (ټولگی)
175	Grammar	گرامر (دسور زبان)	گرامر
176	Great	بزرگ	غټ
177	Greeting	سلام، احوالپرسی	سلام، هر کلی
178	Grow up	رویدن، بزرگ شدن	زرغونیدل، غټیدل
	<b>H</b>		
179	Half	نصف، نیم	نیمایی
180	Half past	نصف گذشته	نیمایی تیر
181	Hard	مشکل، سخت	سخت
182	Hear	شنیدن	اوریدل
183	Help	کمک	مرسته

184	Here	اینجا	دلته
185	Hello/ Hi	سلام(غیررسمی)	سلام (غیر رسمي سلام)
186	High school	لیسه، مکتب عالی	لیسه
187	Him	او را(آن مرد را)	هغه
188	Hold	بالا کردن , محکم گرفتن	نیول
189	Holiday	رخصتی	رخصتي
190	Home	خانه،منزل	کور
191	Home work	کار خانگی	کورنی کار
192	Hospital	شفاخانه	روغتون
193	House	خانه	کور
194	Hour	ساعت(بجه)	ساعت (بجه)
195	How	چطور	خنګه
196	How are you	چطور هستید	خنګه بي
197	How old	چند ساله	خوکلن
198	Hundred	صد	سل
	<b>I</b>		
199	I'd(I would)	من خواهم	زه به
200	If	اگر	که چیرې
201	Illustration	رسم، تصویر،شرح،توضیح	انځور، بیان، څرګند
202	Indicated	معرفی شده، وانمود شده	پېژندل شوی، په ګوته شوي
203	Individually	انفرادی	انفرادي، په یوازي ځان
204	Infinitive	مصدر	مصدر
205	Information	معلومات	معلومات
206	In front of	در مقابل، در پیشرو	په وړاندې، په مخکې
207	In to	به	په
208	Items	اقلام	قلمونه
209	Interview	مصاحبه، دیداربرای گفتگو	مرکه
	<b>J</b>		
210	January	جنوری(ماه اول عیسوی)	جنوري، د عيسوي لومړۍ میاشت
211	Job	وظیفه	دنده
212	July	جولای(ماه هفتم عیسوی)	جولای، د عيسوي اوومه میاشت
213	June	جون(ماه ششم عیسوی)	جون، د عيسوي شپږمه میاشت
	<b>K</b>		

214	Kind	مهربان، نوع، قسم	مهربانه، ډول، قسم
215	Kitchen	آشپز خانه، مطبخ	پخلنځای
216	Know	دانستن	پوهیدل
	<b>L</b>		
217	Language	لسان	ژبه
218	Last name	لقب، تخلص	تخلص، لقب
219	Learn	آموختن	زده کول
220	Letter carrier	پوښته رسان	پوښته رسان، ډاګي
221	Like	خوش داشتن، مثل، مانند	خوښول، په شان
222	Line	خط	کرښه
223	List	لست	لست
224	Literature	ادبیات	ادبیات
225	Little	خورد، کوچک	کوچنی
226	Live	زنده گی کردن	ژوند کول
227	Location	موقعیت	ځای، موقعیت
228	Look at	دیدن به	... ته وګوره
229	Love	دوست داشتن	مینه لرل
	<b>M</b>		
230	Machine	ماشین	ماشین
231	Madam	خانم	مېرمن
232	Make	ساختن	جوړول
233	Male	مذکر(نر)	نارینه
234	Many	تعداد زیاد	زیات شمېر
235	March	مارچ (ماه سوم میلادی)	مارچ، د عیسوي دریمه میاشت
236	Married	متاهل، عروسی شده	د ښځې خاوند، متاهل
237	Matching	مقایسه کردن، تطبیق نمودن	اندېلول، برابرول
238	May	می (ماه چهارم میلادی)	می، د عیسوي څلورمه میاشت
239	Me	مرا	ما ته
240	Mechanic	میخانیک	میخانیک
241	Meet/meeting	ملاقات کردن	لیدل
242	Member	عضو	غړي
243	Memorize	حفظ کردن	ساتل
244	Middle name	نام وسطی	منځنی نوم



245	Midnight	نصف شب	نیمه شب
246	Missing	از دست دادن، خطا کردن	د لاسه ورکول، تپروتنه
247	Mobile number	نمبر موبایل	گرځنده شمېره
248	Model	مودل، نمونه	مودل، نښه
249	Monday	دوشنبه	دوشنبه
250	Months	ماهها	مياشتې
251	Morning	صبح	سهار
252	Mother tongue	لسان مادری	مورنۍ ژبه
253	Mouse	موش	مورک
254	Much	به اندازه زیاد، تعداد زیاد	زیاته اندازه
255	Music	موزیک، موسیقی	موسیقی، ساز
256	Must	باید	باید
257	Myself	خودم	زه پخپله
	<b>N</b>		
258	Nationality	ملیت	ملیت
259	Need	ضرورت	اړتیا درلودل
260	New	نو، جدید	نوی
261	Next to	نزدیک به	نژدې په
262	Nice	مقبول، قشنگ، خوب	ښایسته
263	Night	شب	شب
264	Nine/ th	نه (۹)، نهم	نهه، نهم
265	Nineteen/ th	نزده (۱۹)، نزدهم	نولس / نولسم
266	Noon	چاشت	څانښت، غرمه
267	Notebook	کتابچه	کتابچه
268	November	نوامبر (ماه یازدهم میلادی)	نوامبر، یوولسمه میلادی میاشت
269	Number(no)	نمبر(عدد)	شمېره
	<b>O</b>		
270	Objective	هدف	موخه
271	October	اکتوبر (ماه دهم میلادی)	اکتوبر، لسمه میلادی میاشت
272	Of	از	له
273	Office	دفتر	دفتر
274	On	بالای	د پاسه
275	One	یک	یو

276	Only	تنها، فقط	یوازی
277	Old	کهنه، سالخورده	زور
278	Open	باز	پرانسی
279	Or	یا	یا
280	Ordinal number	عدد ترتیبی یا وصفی	ترتیبی عدد یا وصفی عدد
281	Other	دیگر	بل، نور
282	Our	از ما	زموږ
283	Out loud	بلند، به آواز بلند	لوږ، په لوږ اواز
284	Own	مالک بودن، از خود	خپل
	<b>P</b>		
285	Page	صفحه	پاڼه
286	Painter	نقاش (رنگمال)	رنگمال
287	Paper	کاغذ	کاغذ
288	Pantomime	تمثیل خودی (گنگ بازی)	د مخ او سر په اشارو تمثیل
289	Parents	والدین	مور او پلار
290	Particularly	به خصوص (خصوصاً)	په تیره بیا
291	Partner	شریک	گډ، انډیوال
292	Past	گذشته	تیر
293	Pencil sharpener	پنسل تراش	پنسل تراش
294	People	مردم	خلک
295	Period	دوره، لحظه، نقطه، ساعت درسی	دوره، شیبه، ټکی، د لوست ساعت
296	Person	شخص	سړی
297	Personal	شخصی	شخصی
298	Picture	تصویر	انځور
299	Phone number	نمبر تلفون	د تلفون شمېره
300	Piece of	توته از	گلابی ټوټه
301	Pink	گلابی	
302	Play	بازی کردن	لوبې کول
303	Please	لطفا	مهرباني وکړئ
304	Plural	جمع	جمع
305	P.M.	اوقات بعد از ظهر	له غرمې وروسته
306	Point to	اشاره کردن به	گوته نیول

307	Police man	مرد پوليس	پوليس
308	Police station	ماموريت پوليس	د پوليس ماموريت
309	Post man	پوسته رسان	ډاگي
310	Post office	پسته خانه، دفتر پست	د پوستي دفتر، ډاگي نه
311	Practice	تمرين، مشق	تمرين او مشق
312	Pray	نماز خواندن	لمونځ کول
313	Prediction	پيشگويي	اتکل
314	Preposition	حرف اضافه	اضافه توري
315	Present	حاضر	حاضر
316	Presentation	نمايش، پيشکش، تقديم	نداره، وړاندې کول
317	Principal	ريس، مدير مکتب	رئيس، د ښوونځي مدير
318	Procedure	مرحله، دوره، رويه	پړاو، دوره، تگلاره
319	Process	پروسه، شيوه	بهيړ
320	Program/ mer	پروگرام، پروگرامساز	پروگرام
321	Provide	تهيه	برابرول
	<b>Q</b>		
322	Quarter	ربع ۱/۴	يوه څلورمه ۱/۴
323	Question	سوال	پوښتنه
	<b>R</b>		
324	Real	واقعي	رښتيايي
325	Really	واقعا	رښتيا
326	Reason	علت، دليل، مقصد	علت، دليل
327	Red	سرخ	سور
328	Receptionist	پذيرايي کوننده	هرکلي کورنکي
329	Recognition	شناسايي	پيژندل
330	Reinforce	تقويت کردن	پياوړي کول
331	Relax	راحت شدن	استراحت
332	Remind	بياد آوردن	په ياد راوړل
333	Repeat	تکرار کردن	تکرارول
334	Reply	پاسخ، جواب	ځواب
335	Responding	پاسخ گفتن	ځواب ويل
336	Response	پاسخ و جواب	ځواب
337	Restaurant	رستوران	رستوران

338	Right	درست، صحیح، راست	درست، سم
339	Role	نقش، رول	رول
340	Role play	نقش بازی	رول لوبول
341	Room	اتاق	خونه
342	Running	دویدن	منابه
	<b>S</b>		
343	Safe	محفوظ	خوندي
344	Safe guard	گارد محافظ	ساتونکي گارد، خوندي
345	Same	عين چيز	عين شي - هماغه، ورته
346	Saturday	شنبه	شنبه
347	Saucer	نعلبکی	نعلبکی
348	Say/saying	گفتن	ویل
349	Schedule	تقسیم اوقات	مهال ویش
350	School	مکتب	بنوونځي
351	Second (2 <sup>nd</sup> )	دوم	دویم
352	Secret	پوشیده، سری	پت
353	Security guard	گارد امنیت	امنيتي گارد
354	See	دیدن	لیدل
355	Sentence	جمله	جمله
356	September	سپتمبر (ماه یازدهم عیسوی)	سپتمبر، د عیسوي یوولسمه میاشت
357	Seven/th	هفت، هفتم	اووه / عیسوي
358	Seventeen/th	هفده، هفدهم.	اوولس، اوولسم
359	Several	چندین	څو
360	Sew	دوختن	ګنیدل
361	Share	شریک شدن، سهم گرفتن	شریکیدل، ونډه اخیستل
362	Sharpener	تیز کننده، پنسل تراش	تیره کوونکی، پنسل تراش
363	Sheet	ورق کاغذ	د کاغذ پاڼه
364	Shop	دوکان	دوکان
365	Should	باید	باید
366	Show	نشان دادن	ښودل
367	Sick	مريض	ناروغه
368	Silent/silently	بی صدا، خاموش	غلي / چوپ

369	Similar	مشابه	ورته
370	Simple	ساده و بسيط	ساده
371	Single	مجرد، تنها	يوازي
372	Singular	مفرد	يوازي، مجرد
373	Sir	آقا	بناغلي
374	Sit down	نشستن	لاندې، کيناستل
375	Sixteen/th	شانزده (۱۶)/شانزدهم	شپاړس / شپاړسم
376	Skill	مهارت	زيرکتيا
377	Sleep	خواب کردن	خوب کول، ویده کيدل
378	Small	کوچک، خورد	کوچنی
379	Smart	ذکی، هوشيار، لایق	زیرکه، هونبیار، وړ
380	Smile	تبسم	موسکا
381	Speak	سخن زدن	خبرې کول
382	Spell/spelling	هجاء کردن، املا کردن	هیجا کول، املا کول
383	State	ایالت، اظهار کردن، دولت	سیمه، دولت
384	Stop	توقف کردن	دریدل
385	Store	مغازه	مغازه
386	Story	قصه	کیسه
387	Street	جاده، سرک	کوڅه، سرک
388	Study/studying	مطالعه کردن	مطالعه کول
389	Summary	خلاصه	لنډيز
390	Sunday	یکشنبه	یکشنبه
391	Sunrise	آفتاب برآمد	لمر خاته، ختیځ
392	Sunset	آفتاب نشست	لمر پریواته
393	Switch role	تبدیلی نقش	رول بدلول
	<b>T</b>		
394	Tailor/ing	خیاط، خیاطی	خیاطي کول
395	Take	گرفتن	نیول
396	Take care of	سرپرستی کردن، عمخواری کردن	پالنه او پاملرنه، پام کول
397	Take turn	نوبت گرفتن	وار اخیستل
398	Talk to	سخن گفتن	خبرې کول

399	Taxi	تکسی	تکسی
400	Teach	تدریس کردن	لوست ورکول، تدریس کول
401	Telephone	تلیفون	تلیفون
402	Tell/ing	گفتن	ویل
403	Test	امتحان کوچک	کوچنی از موپنه
404	Than	نسبت به	په پرتله
405	Thanks	تشکرات	مننه
406	Thank you	ممنون شما، تشکراز شما	ستاسونه مننه
407	Their	از آنها	د هغوی
408	Them	آنها	هغوی
409	Then	بعدا / آنوقت	بیا / هغه مهال
410	There are	آنجا هستند	هلته دی
411	There is	آنجا است	هلته دی
412	Thing	شی	شی
413	Think	فکر کردن	فکر کول
414	Third(3 <sup>rd</sup> )	سوم	دریم
415	Thirteen/th	سیزده / سیزدهم	دیارلس / دیارلسم
416	Thursday	پنج شنبه	پنج شنبه
417	Time	وقت	وخت
418	Times	مراتب	مرتبې
419	To	به	په
420	Today	امروز	نن
421	Together	یک جایی باهم	یو خای
422	Tomorrow	فردا	سبا
423	Tongue	زبان	ژبه
424	Too	همچنان، زیاد، بسیار	دغه راز، زیات، هم
425	Translate	ترجمه	ژباړه
426	Trouble	زحمت	زیار
427	Truck	لاری	لاری
428	Tuesday	سه شنبه	سه شنبه
429	Turn to	ورق زدن، دور دادن	پانې اړول
430	Twelve/12 <sup>th</sup>	دوازده(۱۲)/دوازدهم	دولس / دولسم

431	Twenty/th	بیست (۲۰) / بیستم	شل / شلم
432	Type	قسم، مانند، تایپ کردن	ډول، په شان، تایپ کول
	<b>U</b>		
433	Uncle	کاکا، ماما	کاکا، ماما
434	Understand	فهمیدن، دانستن	پوهیدل
435	United states	ایالات متحده	متحده ایالتونه
436	Until	تا، زمانیکه	ترهغه چې
437	Up	بالا	پاس
438	Usage	استعمال، کاربرد	کارول
439	Use/using	استعمال، استفاده	کارول، گټه اخیستل
	<b>V</b>		
440	Verb	فعل	فعل
441	Very (to be) (to do)	بسیار	ډیر
442	Vice principal	معاون ریس، معاون مدیر	درئس مرستیال، دمدیر مرستیال
443	Vocabulary	مجموع لغات	د لغاتو مجموعه
	<b>W</b>		
444	Waiter	پیشخدمت،	پیش خدمت
445	Walk/ing	قدم زدن	قدم وهل
446	Want	خواستن	غوښتل
447	Wash	شستن	پرېمنځل
448	Washer	شستشو کننده	پرېمنځونکی
449	Waste basket	سبد کثافات	د کارول شوو لوبښی
450	Waste box	صندوق یا بکس کثافات	د کارول شوو شیانو صندوق
451	Wednesday	چهارشنبه	چارشنبه
452	Week	هفته	اوونۍ
453	Weekly	هفته وار	اوونیز
454	Well	خوب	ښه
455	When	چی وقت	څه وخت
456	Where	کجا	چېرته
457	Which	چه چیز	کوم
458	While	زمانیکه، درحالیکه	کله چې، په داسې حال کې
459	White	سفید	سپین
460	Who	کی	څوک

461	Will/ would	خواهد	به
462	Window	کلکین	کپرکی
463	With	همرای	ورسره
464	Word	کلمه، لغت	کلمه، لغت
465	Work	کار	کار
466	Worker	کارگر	کارگر
467	Workshop	ورکشاپ	ورکشاپ
468	World	دنیا، جهان، گیتی	نپی
469	Write/writing	نوشتن	لیکل
	<b>X</b>		
470	X-ray	اکسری	اکسری
	<b>Y</b>		
471	Year	سال	کال
472	Yell/ing	چیغ زدن، فریاد کردن	ناری، غر
473	Yesterday	دیروز	پرون
474	Yourself	خود شما	په خپله تاسو
	<b>Z</b>		
475	Zip code	زیپ کود، کود نمبر	زیپ کود





**Get more e-books from [www.ketabton.com](http://www.ketabton.com)  
Ketabton.com: The Digital Library**